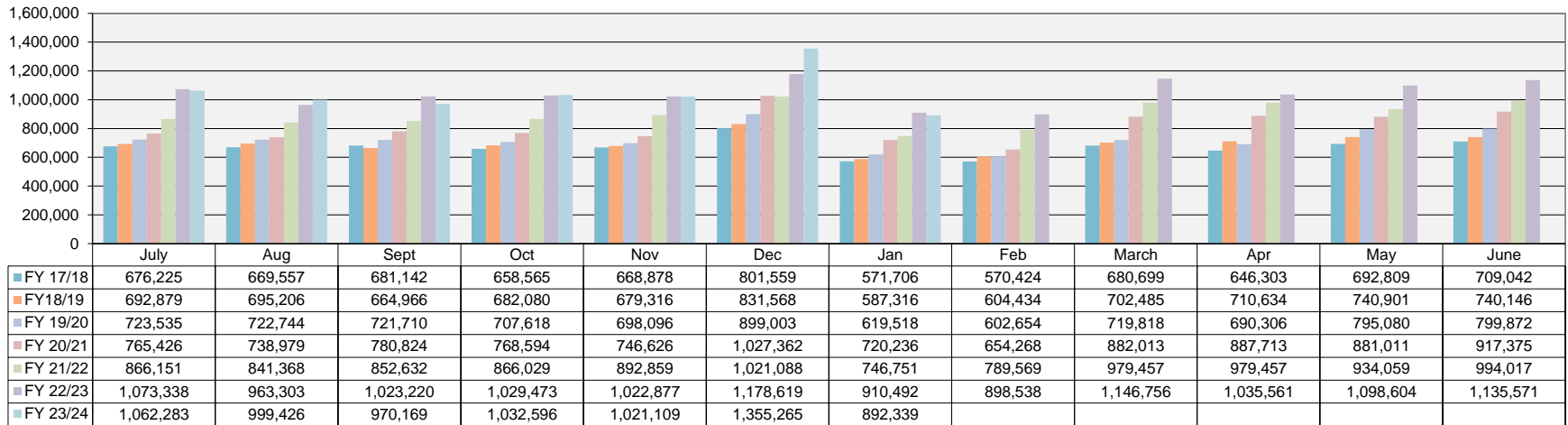
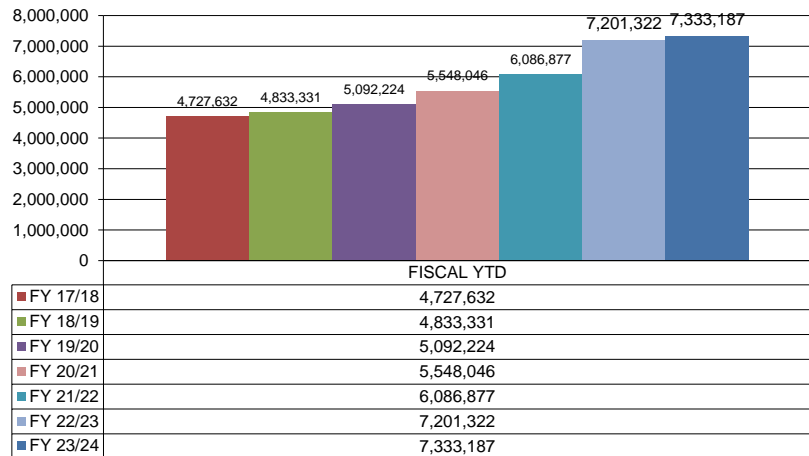


### Sales Tax



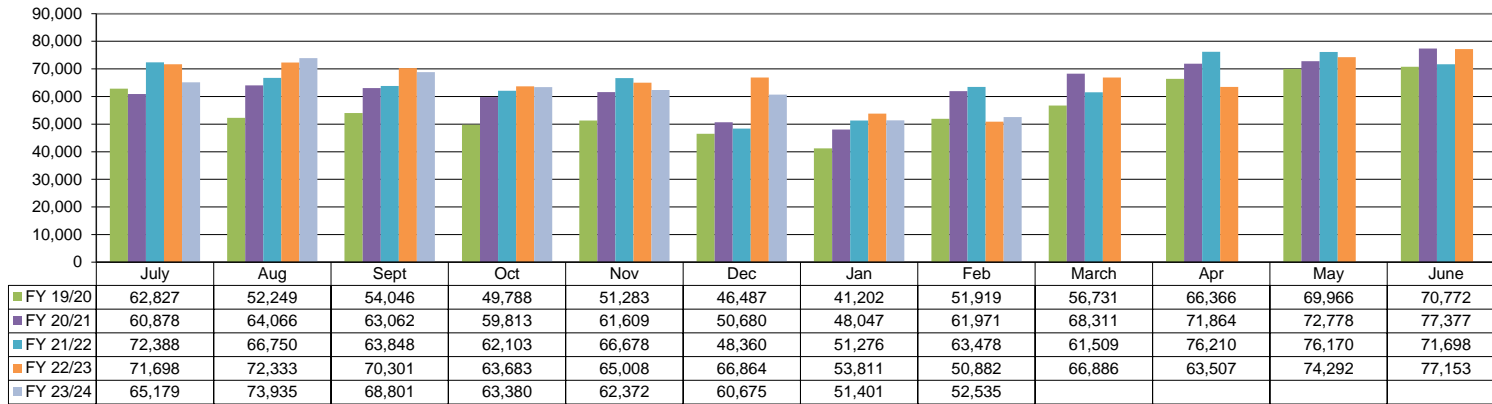
### Sales Tax Revenue Year-to-Date



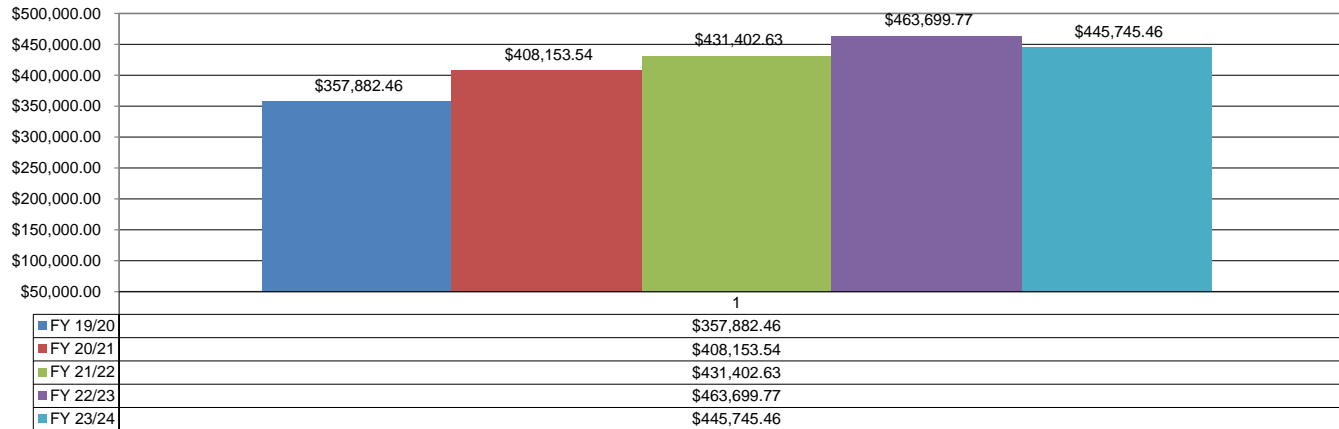
*COLLECTIONS IN THE CITY OF CROSSVILLE		\$	1,809,384.16
State of TN Cost of Administration	1.125%	\$	20,355.57
Net Collections (sent to Trustee's office)		\$	1,789,028.59
Local Option Out of State Distribution		\$	13,539.70
Trustee of Cumberland County	1%	\$	17,890.29
Net To Be Distributed		\$	1,784,678.00
CITY OF CROSSVILLE SPLIT			
Check to City of Crossville		\$	892,339.00
Check to Cumberland County Board of Education		\$	892,339.00

\*Totals reported in March but actually collected in January

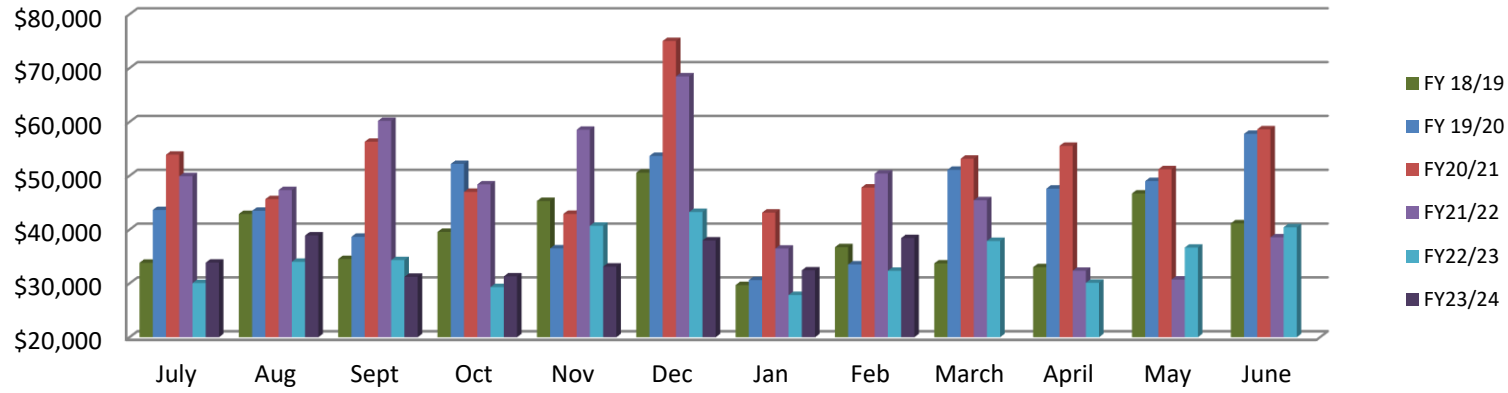
### Wholesale Beer Tax



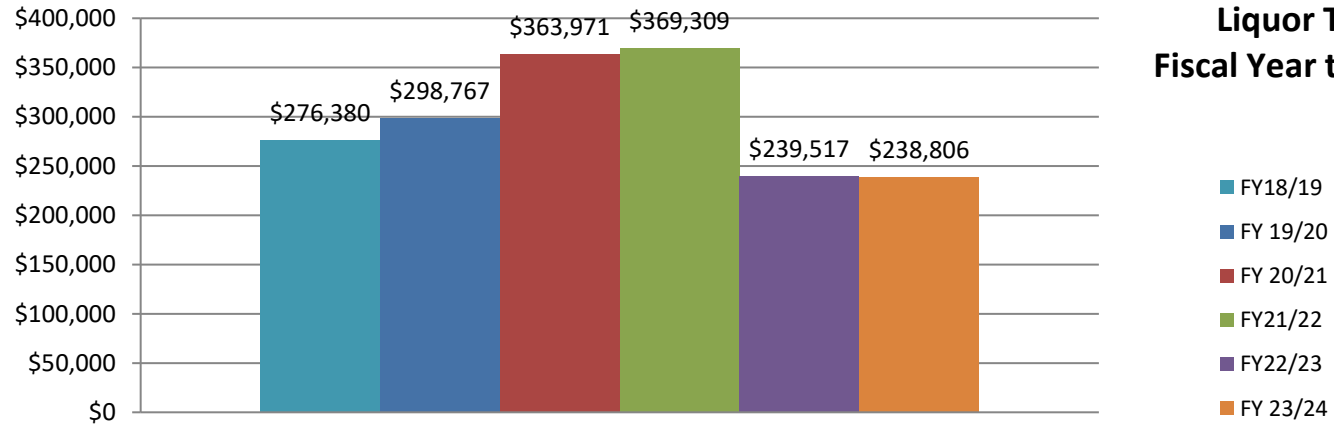
### Wholesale Beer Tax Revenue Year To Date

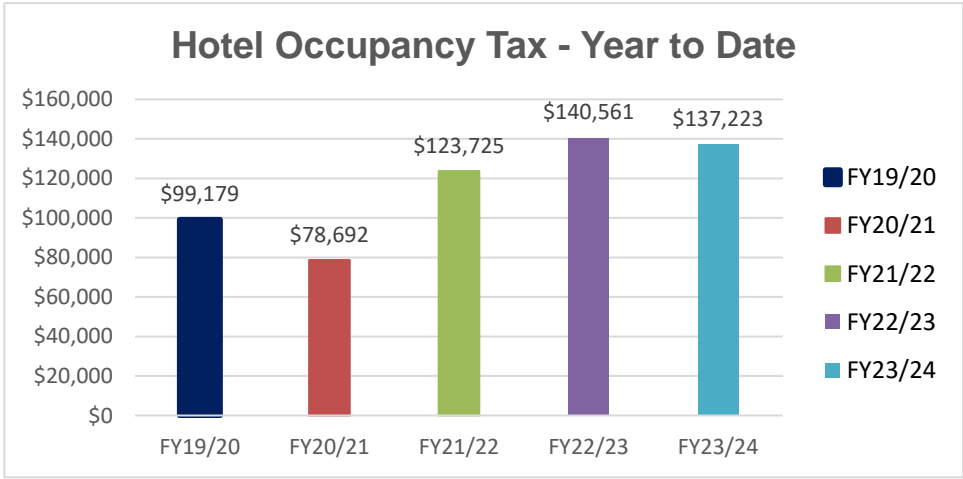
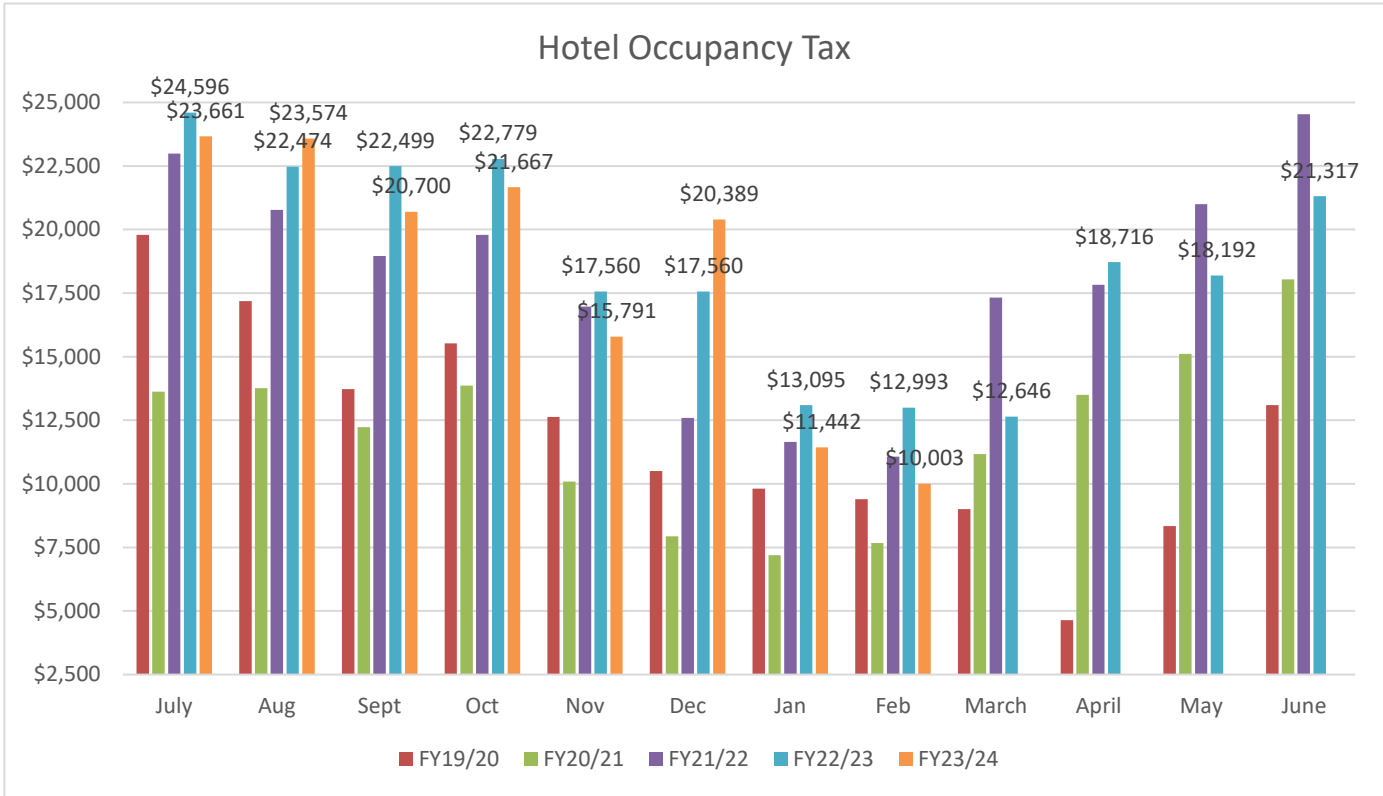


### Liquor Income



### Liquor Tax Fiscal Year to Date





Monthly Stats  
March 2024

CITATIONS		OFFENSES		ARRESTS	
Due Care	4	Burglary	2	Counterfeit	1
Speeding	34	Theft from Vehicle	6	Fraud	1
Seatbelt Violation	33	Theft from Building	1	Shoplifting	8
Texing While Driving	7	Viol. OP/Bond Condition	2	Assault	2
Ran Traffic Light	3	Theft All Other	1	Domestic Assault	2
No DL	2	Fraud	10	Viol. OP/Bond Conditions	5
Registration Violation	39	Death	1	Resist/Evading Arrest	3
Light Law Violation	29	Shoplifting	3	Drug Violation	11
Improper Passing	1	Forcible Fondling	2	Drug Equipment	9
Insurance Violation	33	Lost Property	5	DUI	13
Ran Stop Sign	6	Vandalism	5	Vehicle Theft	4
Child Restraint Violation	2	Missing Person	1	DOR/DOS/No DL	25
Improper Use of Lane	3	Vehicle Theft	2	Wepons Law Violation	2
		Overdose	1	Public Intoxication	12
		Drug Violation	3	Criminal Trespass	5
		Drug Equipment	3	Embezzlement	1
		Accidental Shooting	1	Hit & Run	2
		Arson	1	Vandalism	1
		Animal Cruelty	1	Disorderly Conduct	1
		Death	1	Warrant	28
		Hit & Run	2	Child Neglect	1
		Criminal Impersonation	1	Child Restraint Violation	2
		ICAC	1	Reckless Endangerment	1
				Tampering w/ evidence	2
				Electronic Tracking of	
				Motor Vehicles	1
<b>TOTAL</b>	<b>196</b>	<b>TOTAL</b>	<b>56</b>	<b>TOTAL</b>	<b>143</b>
<b>SPEED WARNINGS</b>	<b>1</b>	<b>JUVENILE ARRESTS</b>		<b>TOTAL CALLS</b>	<b>2395</b>
<b>WARNINGS</b>	<b>8</b>	Runaway	3	<b>ANIMAL CONTROL CALLS</b>	<b>24</b>
<b>JUVENILE CITATIONS</b>		Vaping/Tobacco Viol.	14	<b>ACCIDENTS</b>	
		Shoplifting	1	Fatality	0
		Vandalism	2	With Injury	7
		Assault	1	Without Injury	34
		Disorderly Conduct	1	Minor	55
<b>TOTAL</b>	<b>0</b>	<b>TOTAL</b>	<b>22</b>	<b>TOTAL</b>	<b>96</b>

\* March 15th participated in the THSO Checkpoint in Fairfield Glade.

\* March 27th participated in a carseat checkpoint at Plateau Pregnancy Center.



# CROSSVILLE POLICE DEPARTMENT

## STAT COMPARISONS

### TOTAL CALLS

MARCH 2024 - 2,395      FEBRUARY 2024— 2,242

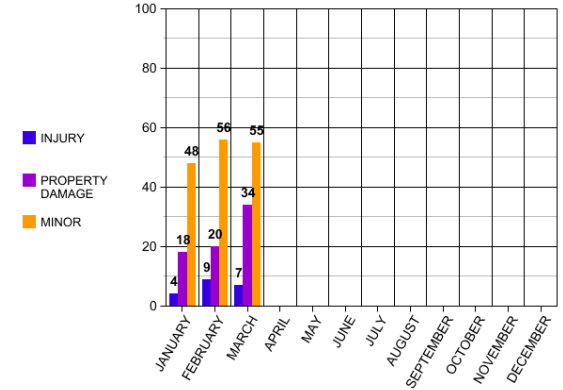
YEAR TO DATE - 4, 123

### SPECIAL EVENTS

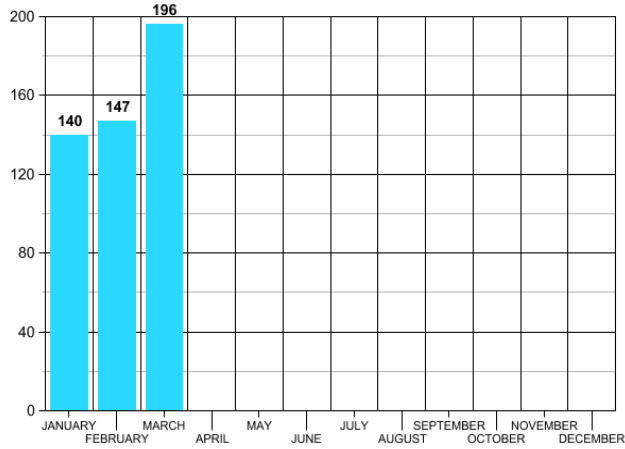
THSO CHECKPOINT FFG

CAR SEAT CHECKPOINT

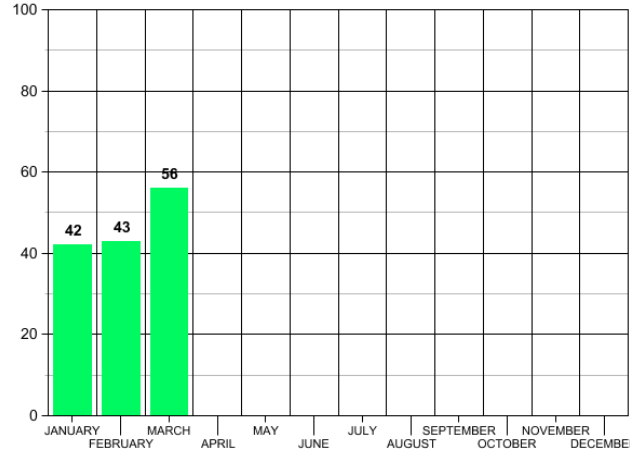
MONTHLY ACCIDENTS



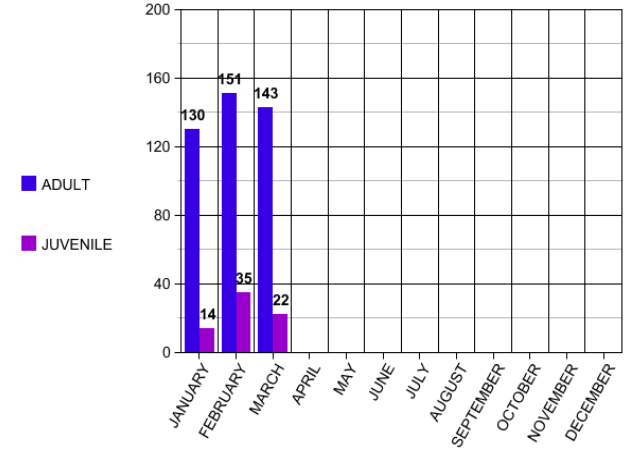
MONTHLY CITATIONS



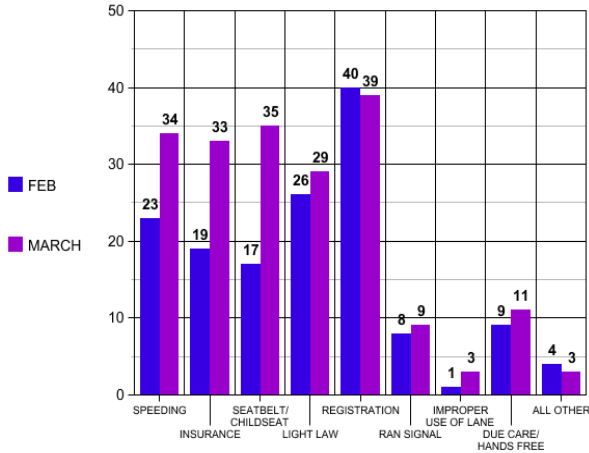
MONTHLY OFFENSES



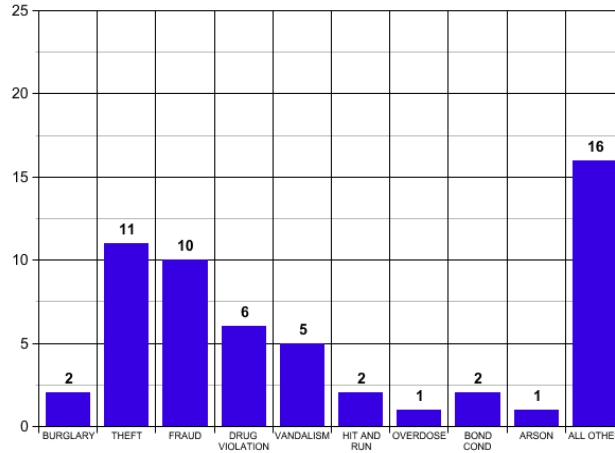
MONTHLY ARREST



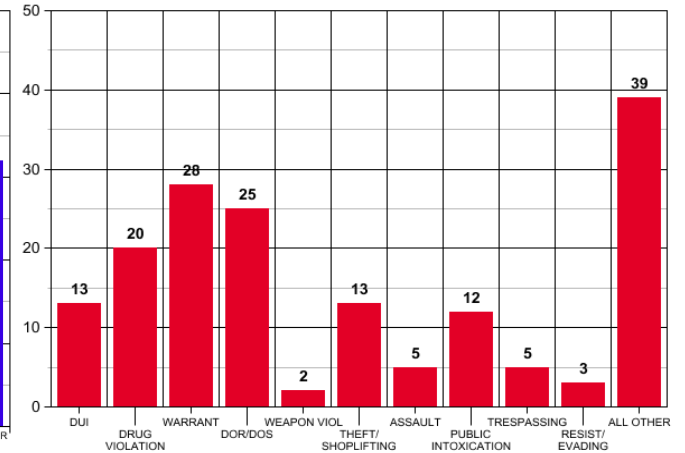
PREVIOUS MONTH CITATION COMPARISON



OFFENSE BY CATEGORY



ARREST BY CATEGORY



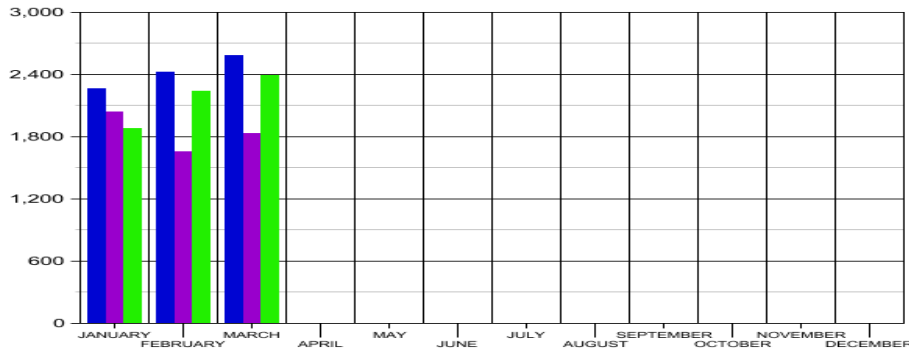


# CROSSVILLE POLICE DEPARTMENT STAT COMPARISONS

## YEAR TO YEAR— MAR 2024

■ ■ ■  
**2022    2023    2024**

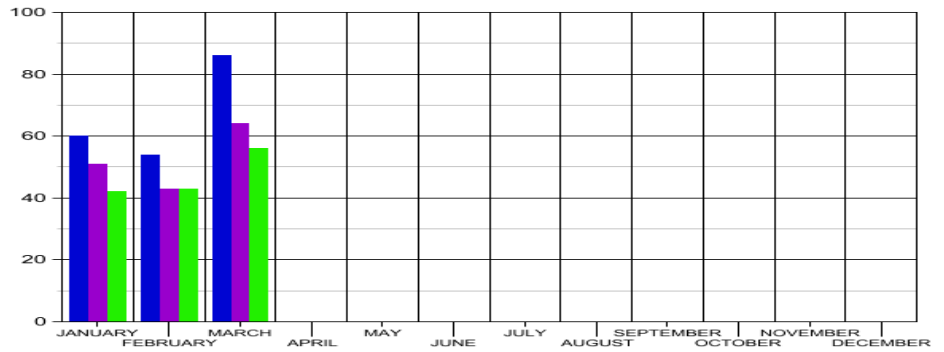
TOTAL CALLS



**CALLS**

**2022—7,269    2023—5,533    2024—6,518**

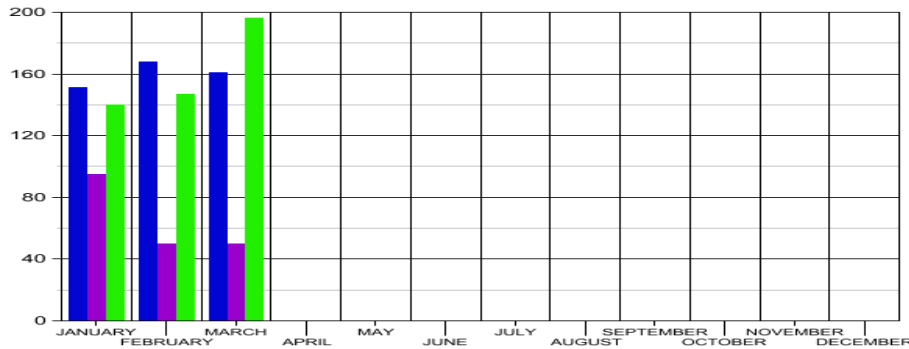
TOTAL OFFENSES



**OFFENSES**

**2022—200    2023—158    2024—141**

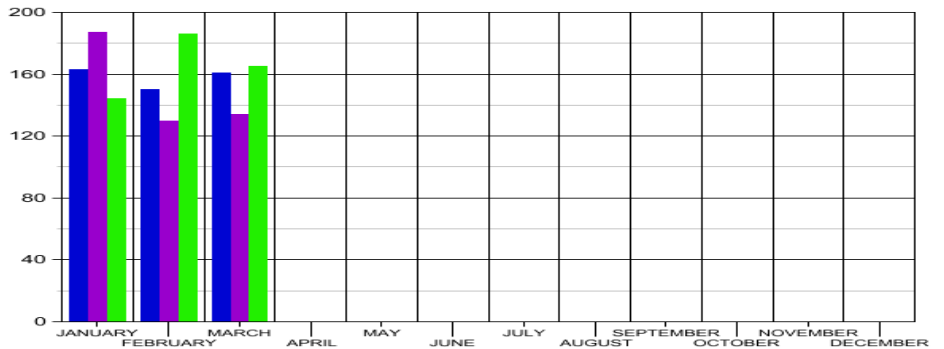
TOTAL CITATIONS



**CITATIONS**

**2022—480    2023—195    2024—483**

TOTAL ARREST



**ARREST**

**2022—474    2023—451    2024—495**

# Crossville Fire Dept.

Crossville, TN

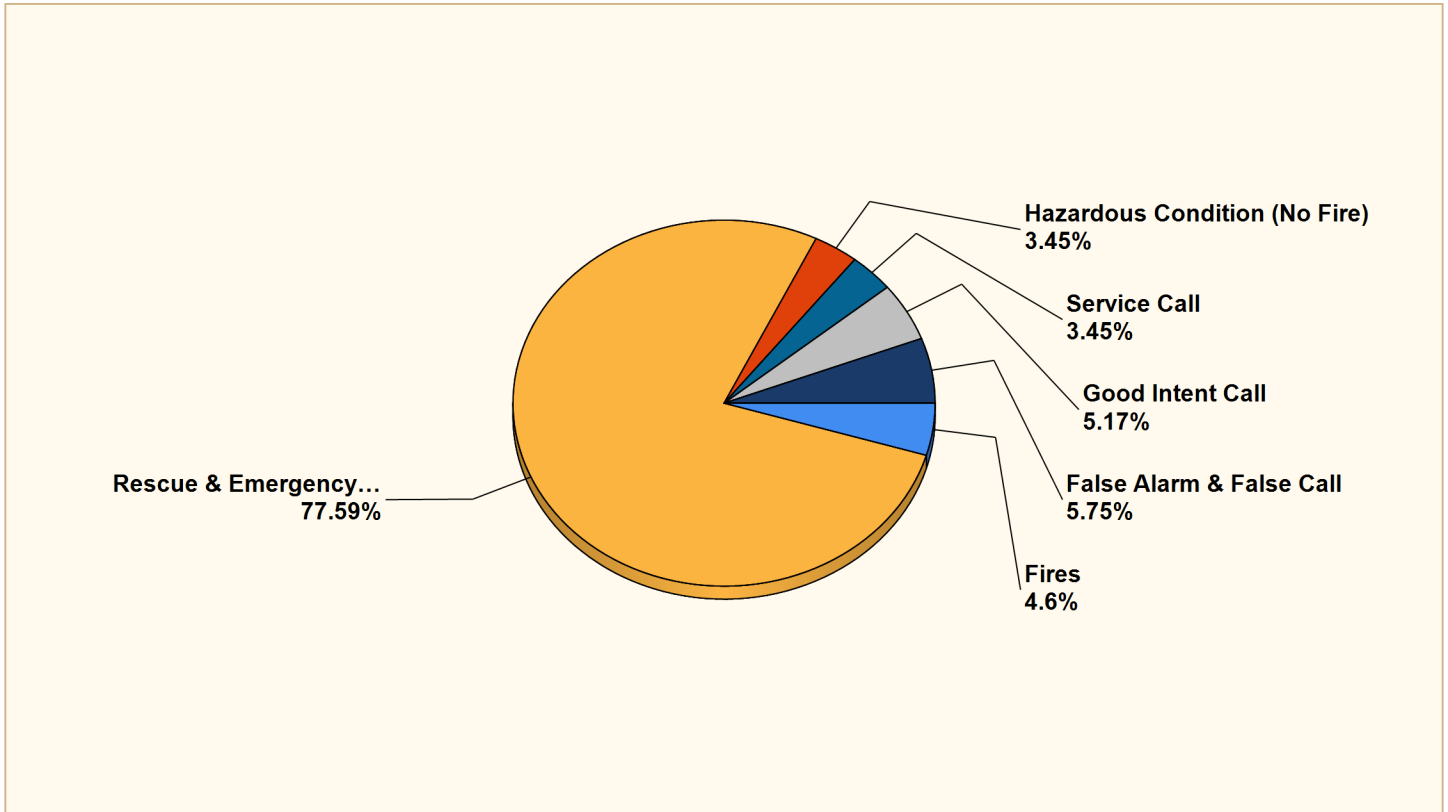
This report was generated on 4/1/2024 8:32:22 AM

CROSSVILLE



## Breakdown by Major Incident Types for Date Range

Zone(s): All Zones | Start Date: 03/01/2024 | End Date: 03/31/2024



MAJOR INCIDENT TYPE	# INCIDENTS	% of TOTAL
Fires	8	4.6%
Rescue & Emergency Medical Service	135	77.59%
Hazardous Condition (No Fire)	6	3.45%
Service Call	6	3.45%
Good Intent Call	9	5.17%
False Alarm & False Call	10	5.75%
<b>TOTAL</b>	<b>174</b>	<b>100%</b>

Only REVIEWED and/or LOCKED IMPORTED incidents are included. Summary results for a major incident type are not displayed if the count is zero.





### Detailed Breakdown by Incident Type

INCIDENT TYPE	# INCIDENTS	% of TOTAL
111 - Building fire	3	1.72%
113 - Cooking fire, confined to container	1	0.57%
140 - Natural vegetation fire, other	1	0.57%
142 - Brush or brush-and-grass mixture fire	1	0.57%
150 - Outside rubbish fire, other	1	0.57%
151 - Outside rubbish, trash or waste fire	1	0.57%
311 - Medical assist, assist EMS crew	9	5.17%
321 - EMS call, excluding vehicle accident with injury	107	61.49%
322 - Motor vehicle accident with injuries	10	5.75%
324 - Motor vehicle accident with no injuries.	8	4.6%
341 - Search for person on land	1	0.57%
412 - Gas leak (natural gas or LPG)	3	1.72%
420 - Toxic condition, other	1	0.57%
444 - Power line down	2	1.15%
500 - Service Call, other	2	1.15%
522 - Water or steam leak	1	0.57%
561 - Unauthorized burning	3	1.72%
611 - Dispatched & cancelled en route	2	1.15%
621 - Wrong location	1	0.57%
631 - Authorized controlled burning	2	1.15%
651 - Smoke scare, odor of smoke	4	2.3%
700 - False alarm or false call, other	3	1.72%
733 - Smoke detector activation due to malfunction	1	0.57%
740 - Unintentional transmission of alarm, other	2	1.15%
743 - Smoke detector activation, no fire - unintentional	1	0.57%
745 - Alarm system activation, no fire - unintentional	3	1.72%
<b>TOTAL INCIDENTS:</b>	<b>174</b>	<b>100%</b>

Only REVIEWED and/or LOCKED IMPORTED incidents are included. Summary results for a major incident type are not displayed if the count is zero.



# Crossville Fire Dept.

Crossville, TN

This report was generated on 4/1/2024 8:40:04 AM

CROSSVILLE



## Daily Log Items per Activity Code for Date Range with Personnel

Activity Codes: Water Log - Commercial Water Log | Start Date: 03/01/2024 | End Date: 03/31/2024

## Water Log - Commercial Water Log

START DATE	END DATE	DURATION (hh:mm)	STATION	APPARATUS	PERSONNEL	NOTES
03/01/2024 16:24:00					Tinch, Richard	Amanda Waldo 45 gal
03/06/2024 20:14:00	03/06/2024 20:14:00	0:00	ST2 - CFD Station 2		Smith , Thomas	Amanda Waldo 55 gal
03/12/2024 16:15:00					Tinch, Richard	Amanda Waldo 55 gal
03/17/2024 10:36:00	03/17/2024 10:36:00	0:00			Wyatt, Brian	Amanda Waldo 55 Gallons
03/19/2024 15:00:00	03/19/2024 15:00:00	0:00	ST1 - CFD Station 1		Thrall, Penny	20,000 gallons of water for structure fire 1137 Hwy 70E
03/29/2024 09:48:00					Tinch, Richard	Amanda Waldo 150 gal
03/30/2024 04:00:00	03/30/2024 04:00:00	0:00	ST1 - CFD Station 1		Thrall, Penny	5,000 Gallons for Residential fire at 57 Webb Ave
						<b>Total Items: 7</b>
						<b>Grand Total Items: 7</b>

Displays all Daily Log Items with personnel list for DATE RANGE and ACTIVITY CODE, grouped by Activity Code



emergencyreporting.com

Doc Id: 1668

Page # 1 of 1

	<b>Consumption</b>	<b>Water loss - flushing</b>	<b>Water loss - leaks</b>	<b>Water loss-fire fighting</b>	<b>Total Internal Use</b>	<b>Unaccounted-for Water</b>	<b>Pumped Water</b>	<b>LOSS %</b>
<b>2023</b>								
January	97,204,700	1,029,288	158,994	1,350	1,189,632	23,639,568	122,033,900	19%
February	99,352,300	280,135	929,232	53,200	1,262,567	7,113,733	107,728,600	7%
March	81,619,500	593,713	2,016,336	500	2,610,549	36,473,251	120,703,300	30%
April	81,438,000	296,889	851,118	6,700	1,154,707	38,405,193	120,997,900	32%
May	94,928,100	323,566	1,962,690	10,200	2,296,456	30,542,044	127,766,600	24%
June	101,422,500	212,007	960,264	27,800	1,200,071	28,538,929	131,161,500	22%
July	99,325,500	28,940	724,620	13,150	766,710	35,603,190	135,695,400	26%
August	105,482,100	788,301	2,702,814	13,140	3,504,255	26,023,945	135,010,300	19%
September	105,282,800	4,188,377	590,844	59,195	4,838,416	11,620,584	121,741,800	10%
October	100,558,800	11,216	1,796,884	64,150	1,872,250	22,794,380	125,225,430	18%
November	105,902,000	97,408	590,078	8,855	696,341	9,398,859	115,997,200	8%
December	98,116,700	0	0	4,000	4,000	25,991,400	124,112,100	21%
<b>2024</b>								
January	88,553,100	378,481	3,495,413	0	3,873,894	39,582,706	132,009,700	30%
February	105,450,600	509,475	141,116	720	651,311	3,165,589	109,267,500	3%
March	90,362,500	293,661	382,776	25,360	701,797	19,023,803	110,088,100	17%
April								
May								
June								
July								
August								
September								
October								
November								
December								
<b>TOTAL:</b>								
6 mos	588,943,700	1,290,241	6,406,266	103,085	7,799,592	119,956,738	716,700,030	17%
12 mos	1,176,822,700	7,128,322	14,198,616	233,270	21,560,208	290,690,622	1,489,073,530	20%

\*December 2023 loss % is not accurate due to missing numbers in water loss flushing and leaks.

# MONTHLY REPORT

## Street Department – Kevin Music

### March 2024

---

#### **Street Department Work Orders:**

- Sweeper Truck 190 Locations, 9 loads of Debris
- Pot Hole Maintenance 4
- Sidewalk maintenance 1 – North Street
- Culvert install/replacing 2
- Clean Catch Basins 21 Locations, 1 load of Debris
- Brush Removal 104 Locations, 29 loads of Debris
- Dura Patching 7 Locations
- Leaf Removal 15 Locations, 3 loads of Debris

#### **Sign and Electrical Maintenance Work Orders:**

- Street Light Maintenance 2
- Preventative maintenance on signals 8
- Sign repair/Maintenance and Fabricating letters 53 Signs
- Loop Maintenance 2

#### **Miscellaneous:**

- Shop maintenance 1
- Whisper Aero Project 12
- New Traffic Signal Replacement on Main Street/Lantana Road
- Training – IMSA Class

# MARCH 2024 MONTHLY REPORT

---

## MAINTENANCE DEPARTMENT – STEVE POWELL

**GENERAL MAINTENANCE WORK ORDERS COMPLETED:** 52

**SPECIAL PROJECTS/WORK ORDERS:**

- Sand and refinish Palace stage floor
- Paint the Palace
- Started the handrail project for Meadow Park walking trail
- Started the fuel tank
- Weld the low boy

**SERVICE TRUCK CALLS:** 14

**VEHICLE/EQUIPMENT SERVICES AND REPAIRS:**

- CODES
  - NONE
- AIRPORT
  - Unit 321 (Tractor) & Unit 322 – Service and grease. Air, oil, fuel, hydraulic and cabin air filters
- CATOOSA
  - Mini Ex – Install new tracks. Install new detach and pins and bushings on the end of boom
  - Unit 1205 – Service, marker light
  - Unit 1213 – Service
  - Unit 1207 – Service
  - Unit 1202 – Service, air filter, rear pads and rotors, 3<sup>rd</sup> brake light bulb
- FIRE
  - Unit 541 - Service
- MAINTENANCE
  - Unit 211 – Service
  - Unit 255 Red Mule – New tires mounted, change fuel filter, check fluids
  - Unit 201 – Service
  - Unit 250 New Holland mower – Service
  - Unit 264 New Holland R.O.W. mower – Service, replace blades, weld deck
  - Unit 219 – Service. Air, oil, fuel, hydraulic and cabin air filters. Grease.
- WATER TRANSMISSION/SEWER
  - Unit 429 – Replaced right lower tie rod end
  - Unit 452 – Repair wiring to trailer lights. Repair pressure washer.
  - Unit 409 – Service, Air filter
  - Unit 408 – Service

- Unit 460 – Service
- Unit 429 – Service, cabin air filter
- Unit 431 – Service, repair bottom plate
- Unit 407 – Replaced two power steering hoses.
- MEADOW PARK LAKE
  - NONE
- STREET
  - Unit 640 – Air seat disabled, installed new airline and fitting
  - Concrete Saw – Replaced belts and valve cover
  - Unit 644 – Replace front brakes and drums; replace rear brakes and drums
  - Unit 611 – Service
  - Unit 641 – Service
- POLICE
  - Unit 68 – Replaced bent tire wheel
  - Unit 25 – Remove spare, knocked out and replaced 3 lug studs
  - Unit 19 – Install drive side headlight
  - Unit 30 – Service
  - Unit 60 – Service
  - Unit 27 – Service
  - Unit 21 – Service, cabin air filter, rear brakes and rotors
  - Unit 37 – Service, cabin air filter
  - Unit 41 – Service
  - Unit 17 – Service
  - Unit 28 – Service, wiper blades, cabin air filter
  - Unit 40 – Service
  - Unit 18 – Service
  - Unit 24 – Service
  - Unit 36 – Service, cabin air filter
  - Unit 59 – Service
- CENTENNIAL PARK
  - Unit 708 – Replaced fuel tank
- WATER TREATMENT
  - NONE
- IT DEPARTMENT
  - NONE
- SEWER PLANT
  - NONE
- ENGINEERING
  - NONE
- CEMETERY
  - NONE
- STORM WATER
  - NONE

# Utility Maintenance

Mar-24  
Monthly Report

Locations: 333

Backflows Tested: 20

Grinder Pumps Sold: 3

Preliminary Inspections: 2

Final Inspections: 1

Replacement Pumps 0

Grinder Pumps Repairs 20

<u>Meter:</u>	Turn-Ons	19
	Turn-Offs	21
	Occupant Changes	51
	Reinstates	39
	Checks, Replacement, Repair	43
	Water Taps	6
	Main Line Leaks	2
	Service Repairs	2

Total Water Loss: 309,803.6 gallons

Sewer Taps 6

Sewer Line Repairs 6

Graves 8

Pipe Installed

10' of 3/4" copper
0' of 1" copper
0' of 2" copper
0' of 6" PVC
3' 12" PVC
1' 2" PVC
85' of 4" pvc
0' of 3/4 PVC
0 of 1" PVC
0 of 4" HDPE
80' of 2" HDPE

0' of 10" pvc

0' of 8" pvc

### Monthly Summary

Replaced approximate eiy 22 3/4  
water meters due to meter or AMR malfunctioning  
Read meters, Did service orders and customer complaints  
tested 20 backflows devices  
done dead end line flushing  
fixed water leaks  
made water and sewer taps  
Relocated sewer main at 5447 Hwy. 127 North

#### Water leaks repaired:

2203 Miller Ave.  
118 Stanley Street  
407 Wild Plum Lane  
224 Cleveland street

#### Water Taps:

277 Hinch Mountain View Rd. L22  
775 East First Street  
18 Sycamore Road  
333 Hinch Mountain View Road L.21  
451 Hinch Mountain View Road L.20  
459 Hinch Mountain View Road L.19

#### Sewer Taps

2132 Sparta Hwy.  
2064 Sparta Hwy.  
775 East First Street  
18 Sycamore Road L.47  
14 Stoneview Drive L.21  
28 Stoneview Drive L.22

#### Sewer Line Repairs:

Skyview Meadow Drive  
5447 Hwy 127 north  
2077 North Main Street  
185 Ourway Loop  
53 Roland Street  
36 Hunter Drive



**Grinder pump finals**

48 Welch Street

**Grave Services**

Shirley Lang

Brenda K Elmore

Virgina Snider

Thomas W Burk

Martha Blaylock

Marie G Brady

Gloria Workman

Gary E. Brewer

**Next Months Forecast**

Replace AMR meters & ERTs as needed

Do water & sewer taps & graves

Repair Grinder pumps & cleanings & maint. checks

Test Backflows

Hydrant testing and/or maintenance

Catch up taps when meters and yokes arrive

CATOOSA DEPARTMENT  
WATER LOST  
MARCH 2024

<b>MASTER PUMPS</b>	<b>WATER PURCHASED</b>		
70-NORTH	10,056,820		
127 HWY	15,172,000		
GENESIS	6,707,100		
62 HWY	0		
<b>TOTAL</b>	<b>31,935,920</b>		
	<b>WATER SOLD</b>		
MASTER PUMP TOTALS	31,935,920		
LESS CUSTOMERS	16,806,600		
LESS 200 ACCOUNTS	4,541,300		
	10,588,020	% of Loss	33%
FIRE DEPARTMENT			
TANK CLEANING & FILLING	-		
METERED FILLING			
METERED FLUSHING	20,773		
UNMETERED FLUSHING	260		
UNMETERED LEAK	345,600		
BILL ADJUSTMENTS			
METERED LEAKS			
BULK SALES			
<b>TOTAL</b>	<b>10,221,387</b>	<b>Total % Loss</b>	<b>32%</b>

**Programs**

Activities	\$134.55	1
JFK	(\$58.00)	1
	<b>\$76.55</b>	<b>2</b>

**Facilities**

Centennial Park Shelter 2	\$91.76	3
Centennial Park Shelter 3	\$51.76	2
Crossville Depot Meeting Room	\$869.20	9
Meadow Park Lake Shelter 2 (Next to Playground)	\$155.25	2
Pickle Ball Court 1	\$33.12	8
Pickleball Court 2	\$45.54	11
Pickleball Court 3	\$55.89	14
Pickleball court 4	\$66.24	18
Pickleball Court 5	\$16.56	8
Pickleball Court 6	\$6.21	3
Pickleball Court 7	\$16.56	7
Pickleball Court 8	\$31.05	14
Warner Field 1	\$100.00	1
	<b>\$1,539.14</b>	<b>100</b>

**POS**

Palace	\$3,170.00	1,179
Recreation	\$6.00	2
	<b>\$3,176.00</b>	<b>1,181</b>

M.P.L. - Total Daily Ramp = 93

## Palace Events March 2024

PALACE-PRODUCED EVENTS	Event	Artist	# Tickets	Ticket	ACTUAL	Concessions	Sound Tech	NET
	Date	Fee	Sold	Revenue	Ticket	Revenue	Cost	P/L
Chris Hennessee*	March 2	\$ (4,815.00)	203	\$6,944.00	\$ 6,420.00	\$ 254.00	\$ (125.00)	\$ 1,734.00
Movie: Napoleon Dynamite	March 6	\$ (225.00)	20	\$100.00	\$ 100.00	\$ 79.00		\$ (46.00)
Michael Jackson Tribute	March 9	\$ (7,500.00)	188	\$6,506.00	\$ 5,978.20	\$ 280.00	\$ (125.00)	\$ (1,366.80)
Movie: Nacho Libre	March 19	\$ (225.00)	12	\$ 60.00	\$ 60.00	\$ 47.00		\$ (118.00)
Movie: The Princess Bride	March 21	\$ (225.00)	43	\$ 215.00	\$ 215.00	\$ 170.00		\$ 160.00
Glen Templeton*	March 22	\$ (6,125.00)	230	\$ 9,625.00	\$ 8,750.00	\$ 169.00	\$ (125.00)	\$ 2,669.00
<b>TOTALS:</b>		<b>\$ (19,115.00)</b>	<b>696</b>	<b>\$23,450.00</b>	<b>\$ 21,523.20</b>	<b>\$ 999.00</b>	<b>\$ (375.00)</b>	<b>\$ 3,032.20</b>
<i>* = Ticket splits</i>								
RENTALS	EVENT DATE	RENT	# Tickets	Ticket Revenue	OUR FEES	Concessions Revenue	Sound Tech Cost	NET P/L
<b>TOTALS</b>								
Artimus Pyle Band	March 8	\$ 725.00	300	-	-	\$ 413.00	\$ (125.00)	\$ 1,013.00
Jet Theatrix	March 13-16	\$ 250.00	-	-	-	\$ 482.00		\$ 732.00
Fair Park Senior Center Gone Show	March 23	\$ 225.00		-	-	\$ 251.00		\$ 476.00
<b>TOTALS:</b>		\$ 1,200.00				\$ 1,146.00	\$ (125.00)	\$ 2,221.00
OTHER	EVENT DATE	RENT/License	# Tickets	Ticket Revenue	NET TICKET REVENUE	Concessions Revenue	Sound Tech Cost	NET P/L
School Movie: South Cumb. Elem.	March 21	\$ (225.00)				\$ 450.00		\$ 225.00
<b>TOTALS:</b>		<b>\$ (225.00)</b>				\$ 450.00		\$ 225.00
<b>TOTALS March:</b>		<b>\$ (18,140.00)</b>	<b>996</b>	<b>\$23,450.00</b>	<b>\$ 21,523.20</b>	<b>\$ 2,595.00</b>	<b>\$ (500.00)</b>	<b>\$ 5,478.20</b>

March 2024:

Tournament Information-

WSL-

Spring Into Cash 3/16/24

WSL-

Bash for Cash 3/23/24

Nashville, Knoxville, Cookeville, Manchester, TN

Teams from Georgia, Kentucky

29 total teams

35 total hotel rooms

Numerous local in town restaurants had checked in boxes for "as a team"

Lot of fast-food locations & sit-down spots

PGF Youth fastpitch Mid B State Championship

15 total teams

Nashville, Knoxville, Harriman, Kingston, Cookeville

# Permits Break Down Report

	City & County Mechanical	City & County Plumbing	City Commercial	City Residential	County Commercial	County Residential	Fines and Inspection Fees	House Moving	Land Disturbance Permits	Plans Review	Sign	Total Permits	County Fees Paid	City Fees Paid	Total Fees Paid
July 2023	28	33	1	7	0	27	0	1	0	0	7	104	\$29,704.00	\$5,534.00	\$35,238.00
August 2023	28	36	6	9	2	29	0	0	3	0	4	117	\$35,004.00	\$9,359.00	\$44,363.00
September 2023	24	41	3	9	9	32	0	0	1	1	0	120	\$48,360.00	\$12,148.00	\$60,508.00
October 2023	43	25	4	7	1	17	0	0	1	5	4	107	\$19,685.00	\$10,922.00	\$30,607.00
November 2023	19	33	3	4	1	29	0	0	4	0	0	93	\$29,524.00	\$9,398.00	\$38,922.00
December 2023	30	43	2	12	0	30	1	0	1	0	1	120	\$40,680.00	\$12,336.00	\$53,016.00
January 2024	26	11	3	6	0	6	0	0	3	0	0	55	\$8,070.00	\$7,365.00	\$15,435.00
February 2024	23	11	4	9	1	0	0	0	3	0	4	55	\$2,509.00	\$10,032.00	\$12,541.00
March 2024	42	21	3	20	0	1	0	0	1	0	1	89	\$2,515.00	\$27,845.00	\$30,360.00
<b>Total</b>	<b>263</b>	<b>254</b>	<b>29</b>	<b>83</b>	<b>14</b>	<b>171</b>	<b>1</b>	<b>1</b>	<b>17</b>	<b>6</b>	<b>21</b>	<b>860</b>	<b>\$216,051.00</b>	<b>\$104,939.00</b>	<b>\$320,990.00</b>

**Engineering Projects Report April 4, 2024**

Project	Current Status	Dates
<b>TDOT 127 South Utility Relocation</b>	The Contractor has completed relocating the City's utilities. A final punch list will be created after the road work is completed.	Target Completion Date June 30, 2024
<b>TDOT 127 North Utility Relocation Section 1</b>	The utilities for this project are almost complete and the Contractor lacks about 400 feet of 6 inch water line which will be installed after a deep cut is excavated.	Target Completion Date June 30, 2025
<b>TDOT 127 North Utility Relocation Section 4 (Fentress Cumberland County Line)</b>	The portion of this project that is the City's water utility relocation is complete and a final punch list will be created after the road work is completed.	Target Completion Date August 31, 2026
<b>TDOT 127 North Utility Relocation Section 2</b>	A utility deconfection meeting was held August 2nd 2022 and the City was informed by TDOT that the bid letting will be moved to 2025. TDOT currently has this project in the ROW phase.	Bid Letting December 8, 2023
<b>TDOT 127 North Utility Relocation Section 3</b>	A utility deconfection meeting was held August 2nd 2022 and the City was informed by TDOT that the bid letting will be moved to 2025. TDOT currently has this project in the ROW phase.	Bid Letting December 8, 2023
<b>Northwest Connector Phase 3</b>	The utilities for this project are complete with the exception of final clean up and the regrading of a sewer line along Genesis. In order to install a deep storm sewer, the Contractor will be closing North Side Drive for approximately 30 days, in the area of Romo's.	Total Completion Date July 21, 2023 Finish from Genesis To Stout May 31, 2022
<b>Northwest Connector Phase 2</b>	All acquisition has been completed by the City. TDOT has certified the ROW and we are now waiting for TDOT to program the construction in the TDOT budget.	Tentative Bid Letting 2023
<b>Interstate Drive Extension West of Genesis Road</b>	The ROW plans have been reviewed by TDOT and the Engineer has updated the plans and the acquisition and appraisal phase will be starting this month.	
<b>Downtown Sidewalks</b>	The Contractor will be starting work May 1st to mid month.	Completion Date May 1st 2025
<b>Old Lantana Road, County Seat and Southbend Waterline Replacement</b>	The City has reviewed the plans and the Engineer is revising the plans. A construction start date will be established once the easements are acquired.	
<b>Bridges for Trails at Meadow Park</b>	The Street Department has installed the concrete decking and the concrete ramps. Approach safety rails are the only remaining items.	
<b>Quail Hollow Court</b>	The Exhibit "A" document required for the sale of the property will be updated when the Airport Layout Plan is updated.	
<b>Main Street and Lantana Traffic Signal Replacement</b>	The traffic signals and poles have been installed. The remaining work includes the installation of the light poles and the replacement of some of the specified equipment in the cabinet.	Completion date August 22, 2024
<b>Fourth Street and West Avenue Traffic Signal Replacement</b>	The ROW plans have been approved by TDOT. A utility coordination meeting is forthcoming. This project has low priorities because the City will not have STP funds to fund construction for three to five years.	
<b>Meadow Park Water Filtration Plant Sewer Project</b>	The Engineer has created the exhibits for the easements. The City is in the process of acquiring the easements.	Schedule will be forthcoming
<b>Raw Water Study (Meadow Park Lake Expansion)</b>	The Davey Resource Group has performed the field work and will start negotiations with TDEC during the month of May, to reduce the amount of the mitigation.	
<b>Underwood Street Sidewalk</b>	Acquisition documents will be turned over to the City Attorney so that City Staff can negotiate the acquisitions.	
<b>Tulip Drive Sewer Installation</b>	The TDEC plan's approval has expired because the construction has not started. The construction has not started due to fees not being paid. This project will be removed from this list.	
<b>Airport ALP</b>	The Facility requirements section will be given to the City, for review, April 10th. A 60% review will occur in the month of May.	
<b>TDOT SR 1 Highway 70 Bridge Replacement (Sparta Highway) Utility Relocation</b>	The contractor started September 11th and will have the road closed for thirteen months. The City's utility relocation has not started on this project.	Bid Letting December 9, 2022
<b>TDOT SR 24 Highway 70 North Bridge Replacement Utility Relocation</b>	The City has received revised plans from TDOT and the original water and sewer design will be evaluated in the coming months.	Bid Letting August 19, 2022 DELAYED
<b>CoLinX Fire Pump and Tank System</b>	The line has been capped and the tank and pump have been disconnected from the fire system. The city will start the demolition of the pump building in the coming months.	
<b>Little Obed Pedestrian Bridge</b>	The route has been surveyed and the City is in the process of hiring a firm for the archeological study required for the grant.	
<b>Airport Box Hangars</b>	The Whisper Aero hangar building is complete. The apron area, parking and fence relocation is to be completed by the City. The Engineering Department is working on pricing the drainage system for the four 60x60 box hangars.	
<b>Truck Route</b>	The City has delivered the existing signal phasing to the Engineer. A questionnaire is being developed for the public.	
<b>Airport Terminal Building</b>	The contractor has installed the Crab Orchard Stone and the brick. The City has received the donated tile from Stone Peak. A change order is on the agenda for the tile installation.	
<b>Demolition and removal of Buildings on Ford Property</b>	The asbestos survey has been completed and the removal of the asbestos from the survey building is under contract. The City will remove the roof trusses on the McGinnis building and will solicit proposals for the removal of the asbestos and demolition of the remainder of the building. The River Bend Building will be completely gone this week. The block storage building on the western side of the property will be removed during the initial work with the McGinnis building.	
<b>ARPA Sewer I&amp;I Project.</b>	Approximately five percent of the work has been completed.	
<b>Creston Road ARPA Waterline Project</b>	The construction plans and permits have been presented to TDEC for approval. Two easements will be required.	
<b>East Ridge Sewer Extension</b>	The developer has paid the fees and the plans have been approved by TDEC	
<b>Peavine Sewer Expansion</b>	Draft plans are being reviewed by City Staff.	
<b>Genesis Road and 127 Sewer Expansion</b>	Draft plans are being reviewed by City Staff.	
<b>Little Obed Pump Station and Jail Bar Screen Installation</b>	Draft plans are being reviewed by City Staff.	
<b>New Fire Station 2</b>	A preliminary design meeting was held in February. The City has completed the site survey and the wetland delineation has been completed.	
<b>TDOT I-40 Bridge Widening over 70 North</b>	The TDOT plans have changed and the City will be required to relocate the six inch waterline along 70 North which is under the interstate bridge.	
<b>Private Developments</b>		
<b>The Gardens Phase 8 Plat 3</b>	All roads, water and sewer are complete. The stormwater retention structures have not been completed and the City is holding a financial guarantee for this work.	
<b>The Gardens Phase 8 Plat 4A</b>	All roads, water and sewer are complete. The stormwater retention structures have not been completed and the City is holding a financial guarantee for this work.	
<b>Sky View Meadow Subdivision Phase 2 &amp; 3</b>	All roads, water and sewer are complete. The stormwater retention structures have not been completed and the City is holding a financial guarantee for this work.	
<b>Genesis Plaza</b>	All plans have been approved by TDEC and the Developer is installing the lines.	

## **Airport Committee Meeting Report from FBO: April 1, 2024**

February Fuel Flow: 9,990 gallons  
Avgas: 4,562 gallons  
Jet A: 5,428 gallons

**March Fuel Flow: 7,683 gallons**  
**Avgas: 3,827 gallons**  
**Jet A: 3,856 gallons**

Last March Fuel Flow: 7,391 gallons  
Avgas: 3,502 gallons  
Jet A: 3,889 gallons

Fuel sales remained steady in March, down from February but up 4% over last year same month.

The maintenance shop remains busy. Greg recently landed a contract with the US distributors of JMB Aircraft out of the Czech Republic to assemble aircraft for US customers. The first aircraft arrives in two weeks. This week we start the first heavy inspection on one of our charter aircraft. Once this aircraft is inspected it will go into charter service with the other aircraft already in service.

We are looking to hire additional Airframe and Powerplant Certified Mechanics full time to help us keep up with the workload of retail and charter maintenance.

Our charter business is up and running with one aircraft in service. We anticipate having our first jet aircraft, a Beechjet 400A online in May.



6 Months interest in November and May  
Principal payment in May

				11/30/2023	Due May		6/30/2024	
				LOAN	PRINCIPLE	INTEREST	LOAN	
				<u>BALANCE</u>	<u>PAYMENT</u>	<u>PAYMENT</u>	<u>BALANCE</u>	
<b>GENERAL FUND</b>								
2020 Series A1 Bonds	2021	2037	4.00%	\$ 3,850,000	\$ 60,000	\$ 85,050	\$ 3,790,000	
2020 Series B Bonds	2021	2028	4.27%	\$ 1,380,000	\$ 270,000	\$ 17,848	\$ 1,110,000	
2020 Series A2 Bonds	2021	2037	3.00%	\$ 1,045,000	\$ 65,000	\$ 22,200	\$ 980,000	
				\$ -	\$ -	\$ -	\$ -	
				<u>\$ 6,275,000</u>	<u>\$ 395,000</u>	<u>\$ 125,098</u>	<u>\$ 5,880,000</u>	
<b>Water &amp; Sewer Fund</b>								
2020 Series C Bonds	0.80534	2050	4.00%	\$ 28,800,000	\$ 585,000	\$ 659,566	\$ 28,215,000	
Catoosa's Share	0.19466			\$ 5,606,226	\$ 113,876	\$ 128,391	\$ 5,492,350	
				\$ 23,193,774	\$ 471,124	\$ 531,175	\$ 22,722,650	
2020 Sries D Bonds		2027	4.19%	\$ 825,000	\$ 205,000	\$ 9,736	\$ 620,000	
				<u>\$ 24,018,774</u>	<u>\$ 676,124</u>	<u>\$ 540,911</u>	<u>\$ 23,342,650</u>	
<b>CATOOSA</b>								
2020 Series C Bonds		2050	4.00%	\$ 5,606,226	\$ 113,876	\$ 128,391	\$ 5,492,350	
5/20/2021 RUD Plateau tank	40 yrs	2021	2061	1.75	\$ 850,682	\$ 16,097	\$ 857,355	monthly payme
4/11/2022 RUD Plateau tank	40	2061	1.5	\$ 299,398	\$ 5,809	\$ 4,487	\$ 301,796	monthly payme
				<u>\$ 6,456,908</u>	<u>\$ 129,973</u>	<u>\$ 143,266</u>	<u>\$ 6,349,705</u>	
<b>TOTALS (WATER &amp; SEWER FUND)</b>				<u><b>\$ 30,475,682</b></u>	<u><b>\$ 806,097</b></u>	<u><b>\$ 684,177</b></u>	<u><b>\$ 29,692,355</b></u>	
<b>TOTAL ALL FUNDS</b>				<b>\$ 36,750,682</b>	<b>\$ 1,201,097</b>	<b>\$ 809,275</b>	<b>\$ 35,572,355</b>	

CITY OF CROSSVILLE  
CURRENT GRANTS/PROJECTS

GENERAL FUND

	Grant Agency	Project	Amount			Money	Money	To Be
			Grant	Local	Total	Spent	Received	Received
	<b>AWARDED:</b>							
	Dept. of Justice	Bulletproof vests	\$ 36,781.44	\$ 36,781.44	\$ 73,562.88	\$ 63,732.12	\$ 39,343.78	\$ -
	Dept. of Justice	Body Worn Cameras	\$43,000	\$ 43,000.00	\$ 86,000.00	\$ 117,082.94	\$ 43,000.00	
	THSO Alcohol Saturation/Checkpoint Grant	Alcohol Saturation-2022	\$ 20,000.00	\$ -	\$ 20,000.00			
	HIDTA	Drug Task Force Overtime	\$ 18,000.00	\$ -	\$ 18,000.00			
	TDOT-Aeronautics	Airport Layout Plan	\$ 190,000.00	\$ 10,000.00	\$ 200,000.00	\$ 31,473.39	\$ 22,582.16	
	TDOT-Aeronautics	Airport Lighting Rehab	\$ 153,395.00	\$ 1,835.00	\$ 155,230.00	\$ 135,750.14	\$ 133,915.14	
	TDOT-TAP	Downtown Sidewalks/Lights	\$ 2,393,388.00	\$ 757,508.00	\$ 3,150,896.00			
	TDOT-Surface Trans	Northwest Connector 3	\$ 1,046,137.00	\$ 251,534.00		\$ 1,266,575.21	\$ 1,013,260.17	\$ 28,942.23
	TDOT-Surface Trans	Northwest Connector 2	\$ 458,648.00	\$ 114,662.00	\$ 573,310.00	\$ 279,727.05	\$ 219,939.92	
	TDOT-Aeronautics	Obstruction Clearing	\$ 116,090.00	\$ 6,110.00	\$ 122,200.00	\$ 122,000.00	\$ 122,000.00	
	TDOT-Aeronautics	Obstruction Clearing	\$ 230,850.00		\$ 230,850.00	\$ 223,550.00	\$ 223,550.00	
	TDOT-Aeronautics	Obstruction Clearing	\$ 315,145.00	\$ 22,375.00	\$ 337,520.00	\$ 281,233.83	\$ 281,233.83	
	TDOT-Aeronautics	Terminal Renovations	\$ 1,062,293.00	\$ 49,723.00	\$ 1,112,016.00	\$ 96,561.88	\$ 96,561.88	
	TDOT-Aeronautics	Operations Counting System	\$ 32,300.00	\$ 1,700.00	\$ 34,000.00	\$ 10,022.67	\$ 9,549.03	
	TDOT-Aeronautics	ARPA	\$ 3,494,987.87	\$ -	\$ -	\$ 348,747.68	\$ 3,494,987.87	
	TDOT-Aeronautics	Airport Maintenance 23-24	\$ 15,000.00	\$ -	\$ -	\$ 5,231.29	\$ 4,969.73	
	TDOT-Aeronautics	ACRGP	\$ 9,000.00	\$ -	\$ 9,000.00	\$ 9,000.00	\$ 9,000.00	
	TDOT-Aeronautics	ARPA-Airport	\$ 22,000.00		\$ 22,000.00	\$ 22,000.00	\$ 22,000.00	
	TDOT-Aeronautics	Whisper Aero Hangar	\$ 1,200,000.00	\$ -	\$ -	\$ 420,772.80	\$ 1,200,000.00	
	PE Partners	Property Conservation-Palace Cameras	\$ 2,500.00	\$ 1,250.00		\$ 2,500.00	\$ 1,250.00	
	<b>TOTALS</b>		<b>\$ 9,611,015.31</b>	<b>\$ 1,215,320.44</b>	<b>\$ 4,276,998.88</b>			