



CITY OF  
**CROSSVILLE**  
TENNESSEE

---

# CITY MANAGER'S MONTHLY REPORT

---



**June  
2025**

Prepared by  
**City Clerk's  
Office**

---

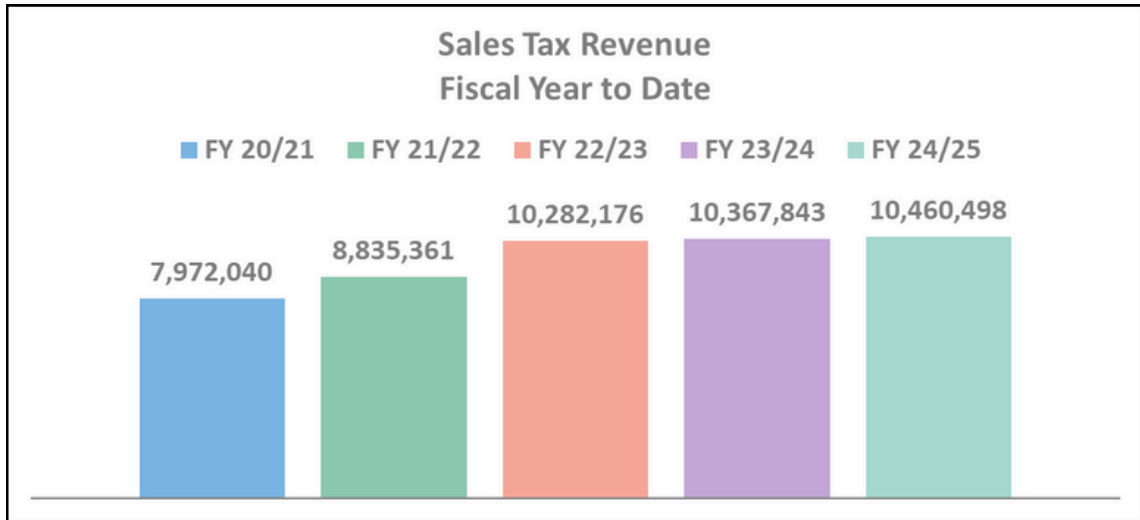
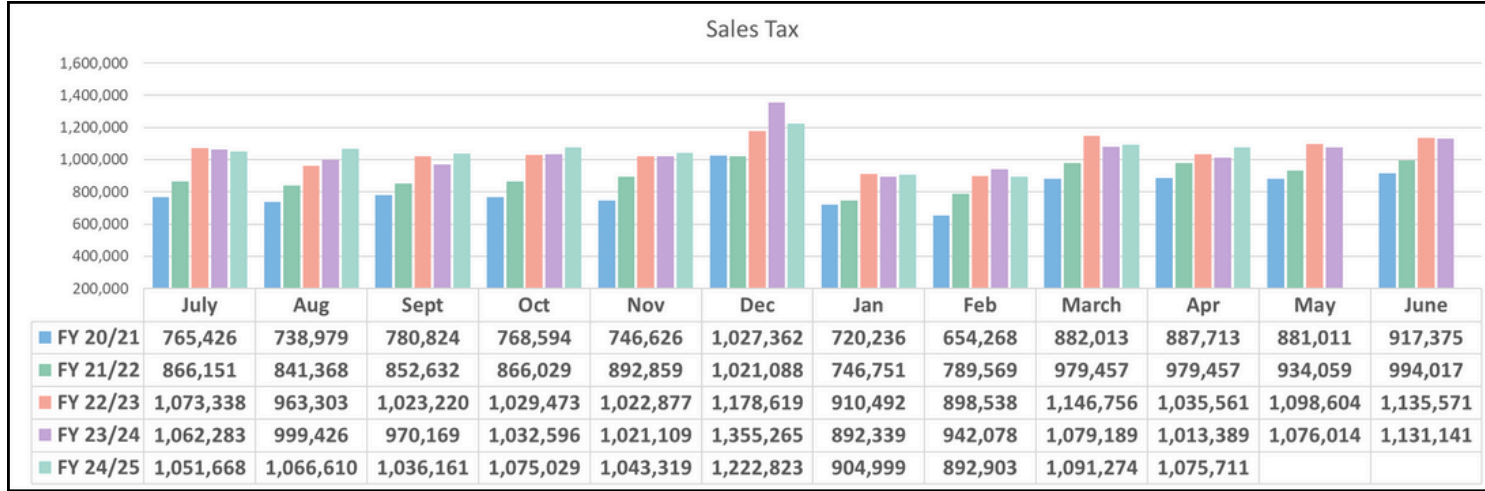
# Table of Contents

Sales Tax .....	01
Wholesale Beer Tax .....	02
Liquor Tax .....	03
Hotel Occupancy Tax .....	04
Police Dept. - Stats .....	05
Police Dept. - Year To Year .....	06
Fire Dept. - Incident Report .....	07
Water Loss Report .....	08
Street Dept. Report .....	09
Maintenance Dept. Report .....	10
Water Treatment Plant Report .....	11
Utility Maintenance Report .....	12
Catoosa Dept. Report .....	13
Leisure Services Dept. - Parks Report .....	14
Leisure Services Dept. - Palace Report .....	15
Leisure Services Dept. - Events Report .....	16
Codes Dept. Report .....	17
Engineering Dept. Report .....	18
Airport FBO Report .....	19
Finance Dept. - Bonds Report .....	20
Finance Dept. - Grants Report .....	21

# CITY OF CROSSVILLE

## SALES TAX

### JUNE 2025



#### \*COLLECTIONS IN THE CITY OF CROSSVILLE

State of TN Cost of Administration 1.125% \$ 24,473.38  
 Net Collections (sent to Trustee's office) \$ 2,150,938.15

Local Option Out of State Distribution \$ 21,993.02

Trustee of Cumberland County 1% \$ 21,509.38  
 Net To Be Distributed \$ 2,151,421.79

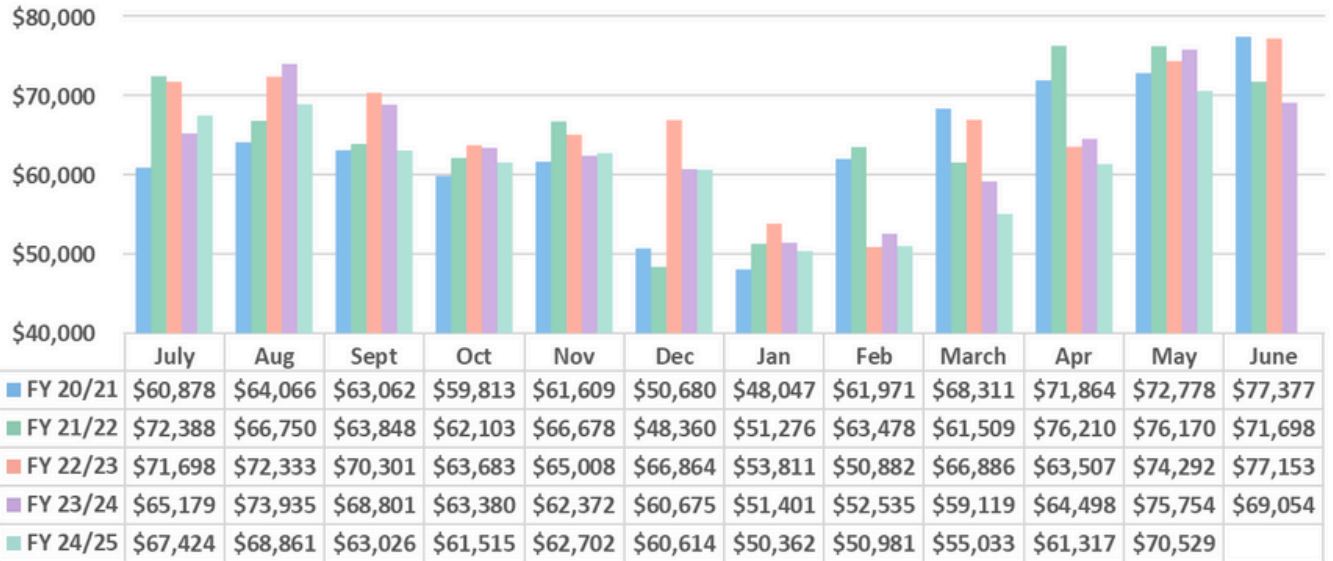
#### CITY OF CROSSVILLE SPLIT

Check to City of Crossville \$ 1,075,710.89  
 Check to Cumberland County Board of Education \$ 1,075,710.89

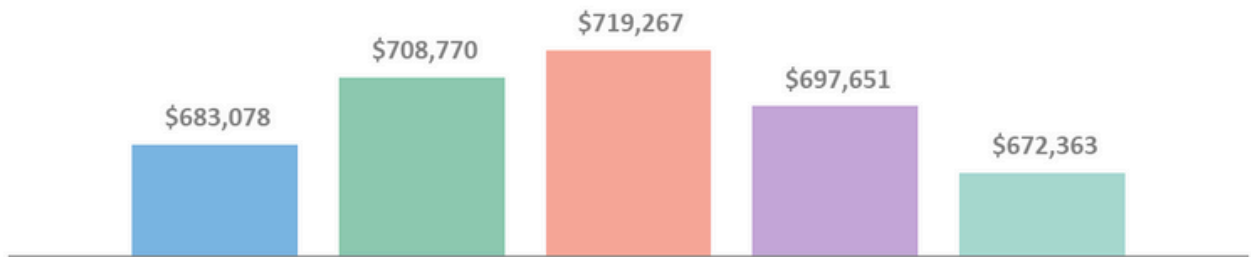
\*Totals reported in June but actually collected in April

# CITY OF CROSSVILLE WHOLESALE BEER TAX JUNE 2025

Wholesale Beer Tax

Wholesale Beer Tax Revenue  
Fiscal Year to Date

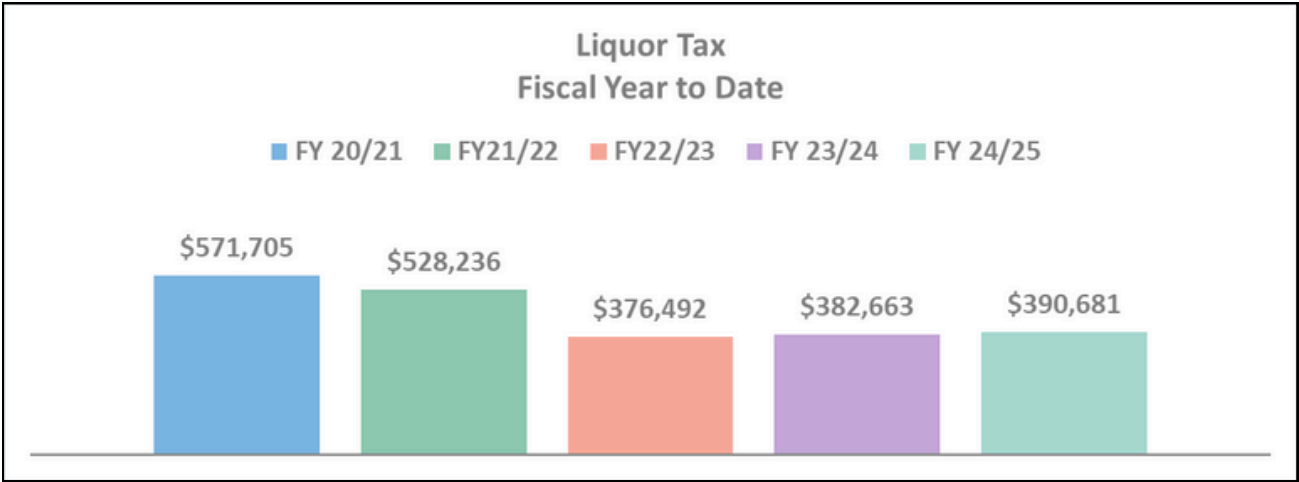
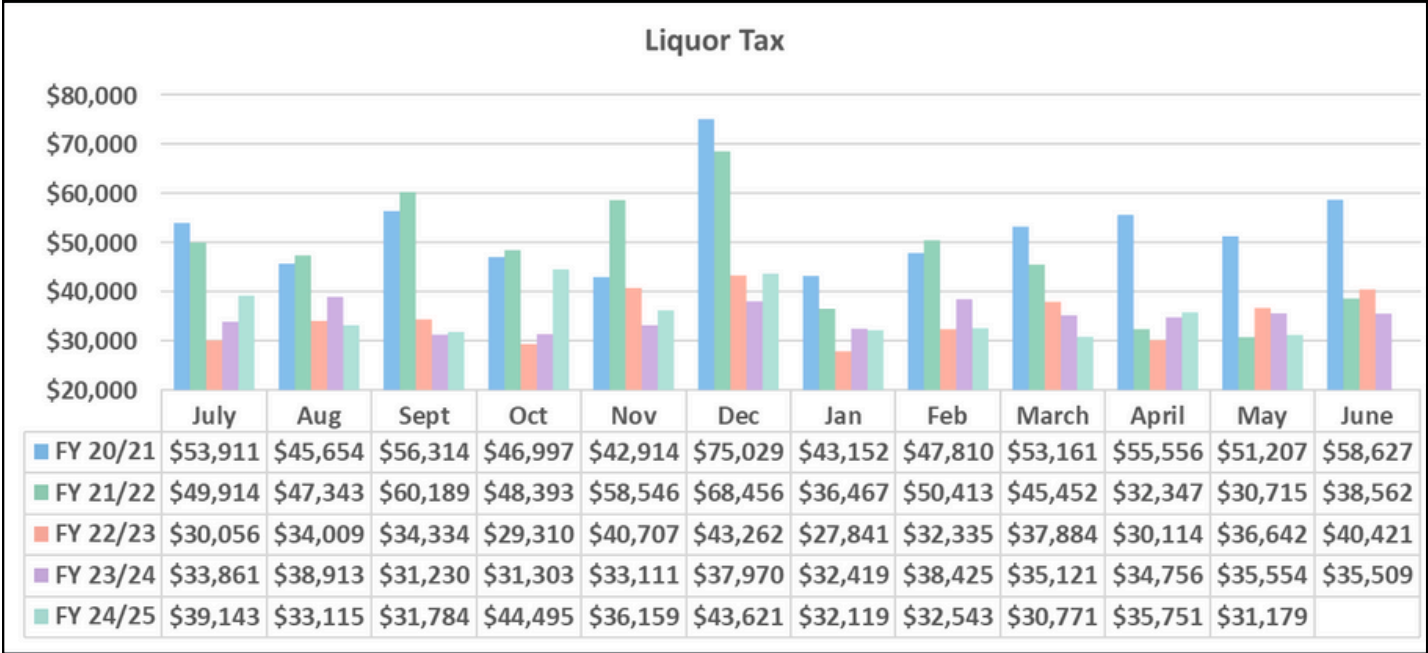
FY 20/21 FY 21/22 FY 22/23 FY 23/24 FY 24/25



# CITY OF CROSSVILLE

## LIQUOR TAX

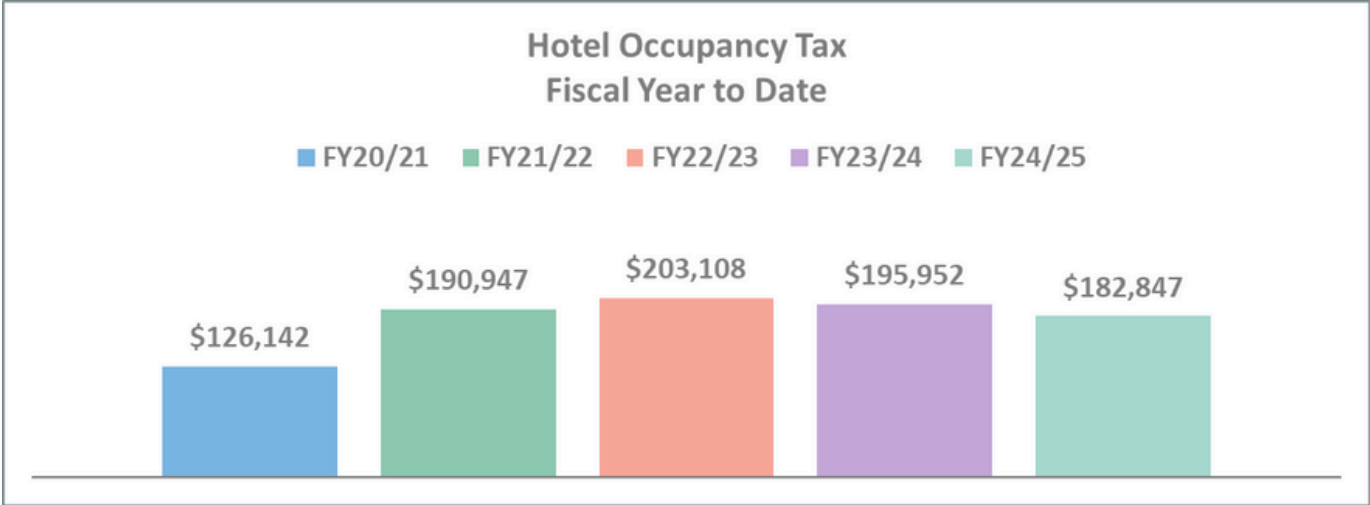
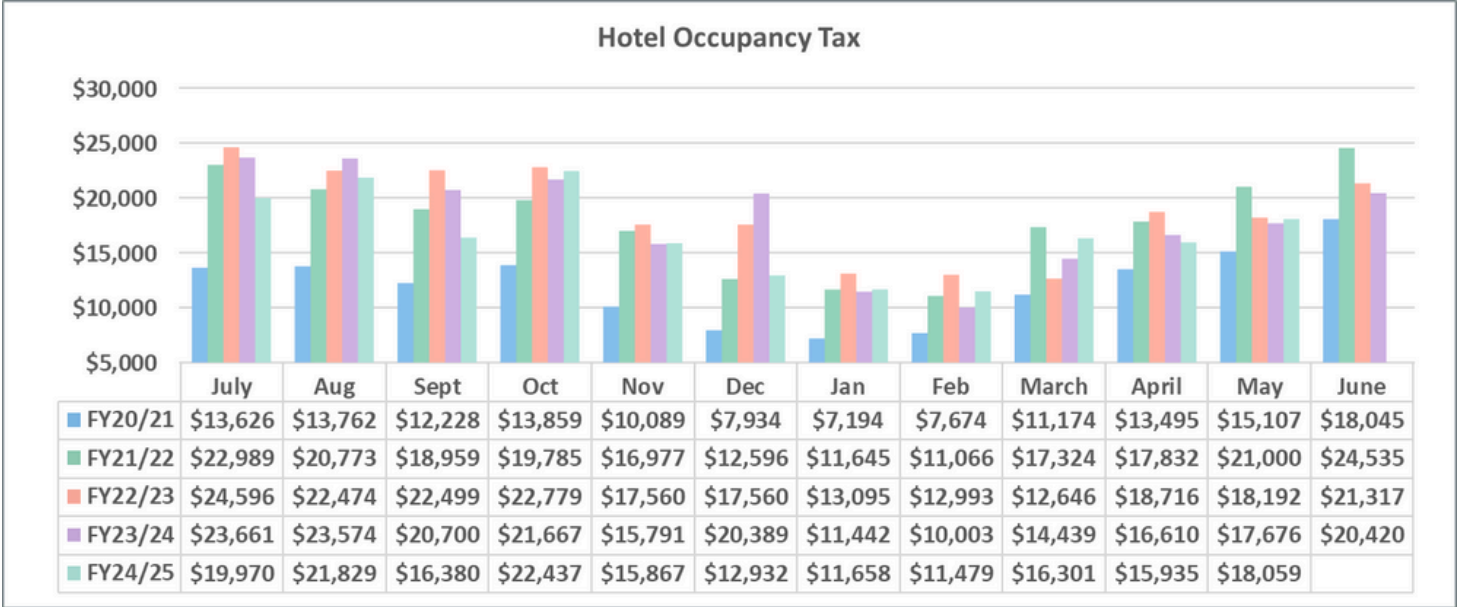
### JUNE 2025



# CITY OF CROSSVILLE

## HOTEL OCCUPANCY TAX

### JUNE 2025





# CROSSVILLE POLICE DEPARTMENT

## MONTHLY STATS REPORT

### JUNE 2025

[illegible]

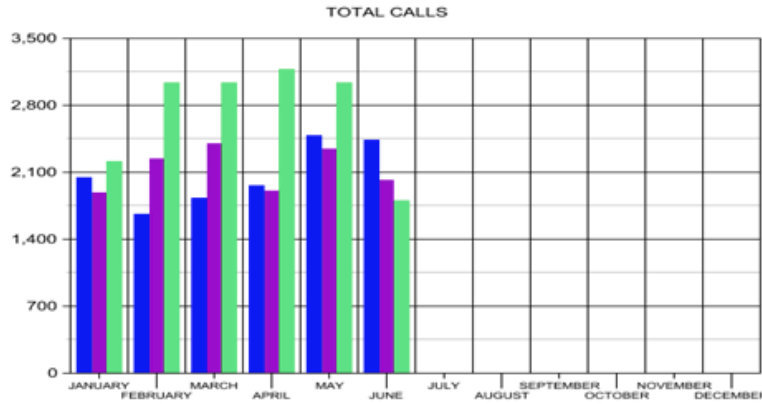
- June 2<sup>nd</sup>: K9 demo for CRYSA
- June 6<sup>th</sup>: Friday at the CrossRoads
- June 28<sup>th</sup>: Cruise-In

# CROSSVILLE POLICE DEPARTMENT

## STAT COMPARISONS

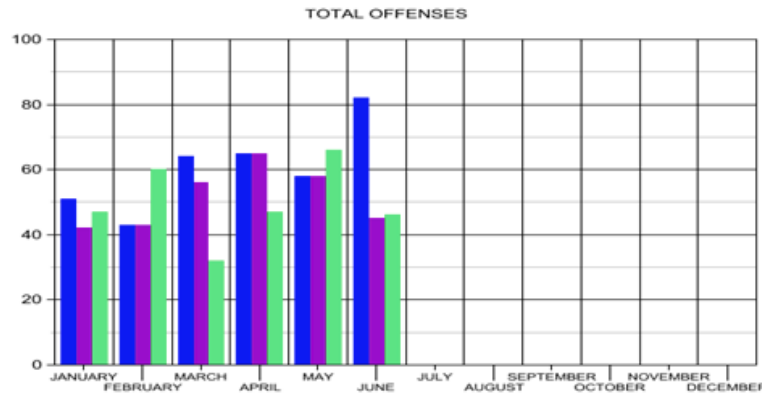
### YEAR TO YEAR

2023 2024 2025



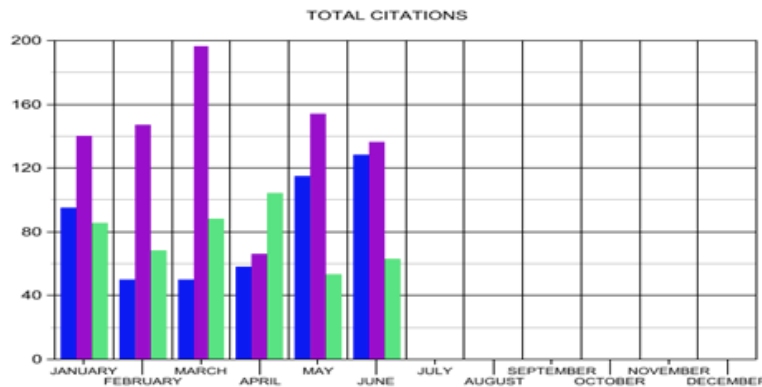
#### CALLS

2023 — 12,414  
2024 — 12,777  
2025 — 16,282



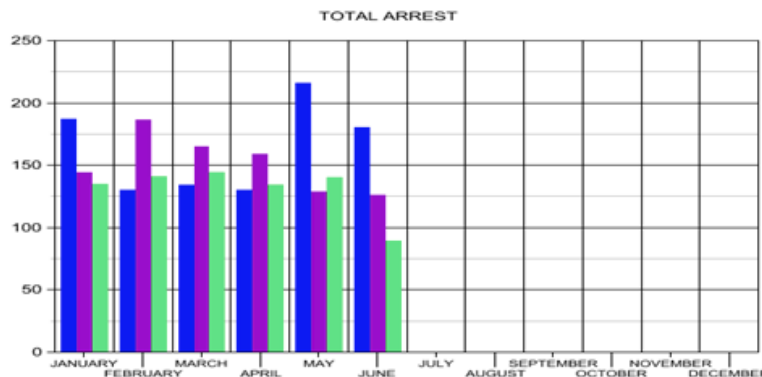
#### OFFENSES

2023—363  
2024—309  
2025—298



#### CITATIONS

2023 — 496  
2024 — 839  
2025 — 461



#### ARRESTS

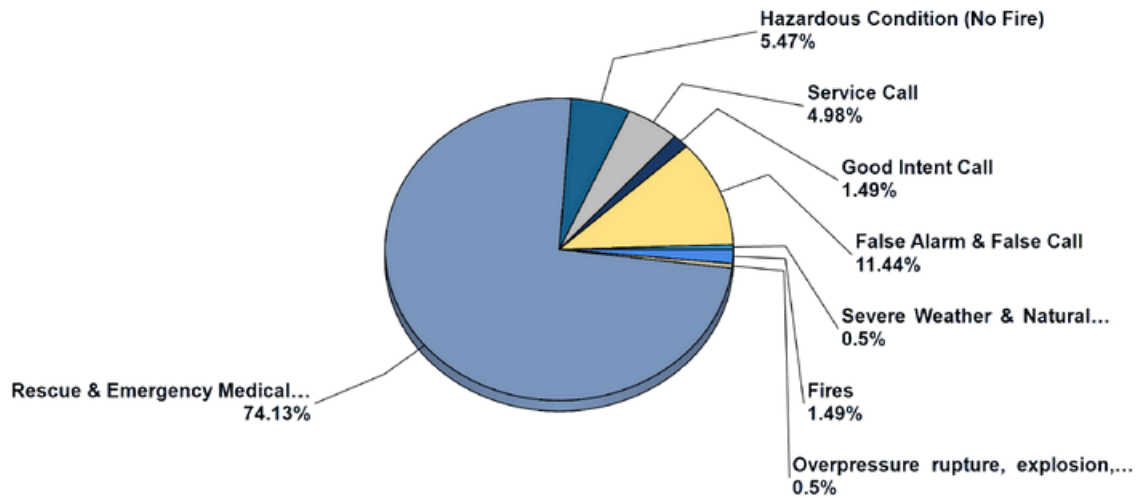
2023 — 977  
2024 — 908  
2025 — 783



# CROSSVILLE FIRE DEPARTMENT

## MAJOR INCIDENTS

### JUNE REPORT



MAJOR INCIDENT TYPE	# INCIDENTS	% of TOTAL
Fires	3	1.49%
Overpressure rupture, explosion, overheating - no fire	1	0.5%
Rescue & Emergency Medical Service	149	74.13%
Hazardous Condition (No Fire)	11	5.47%
Service Call	10	4.98%
Good Intent Call	3	1.49%
False Alarm & False Call	23	11.44%
Severe Weather & Natural Disaster	1	0.5%
<b>TOTAL</b>	<b>201</b>	<b>100%</b>

Detailed Breakdown by Incident Type		
INCIDENT TYPE	# INCIDENTS	% of TOTAL
131 - Passenger vehicle fire	2	1%
151 - Outside rubbish, trash or waste fire	1	0.5%
243 - Fireworks explosion (no fire)	1	0.5%
321 - EMS call, excluding vehicle accident with injury	125	62.19%
322 - Motor vehicle accident with injuries	15	7.46%
324 - Motor vehicle accident with no injuries	9	4.48%
411 - Gasoline or other flammable liquid spill	1	0.5%
412 - Gas leak (natural gas or LPG)	1	0.5%
441 - Heat from short circuit (wiring), defective/worn	1	0.5%
442 - Overheated motor	1	0.5%
444 - Power line down	5	2.49%
461 - Building or structure weakened or collapsed	2	1%
500 - Service Call, other	2	1%
520 - Water problem, other	1	0.5%
531 - Smoke or odor removal	1	0.5%
551 - Assist police or other governmental agency	3	1.49%
561 - Unauthorized burning	3	1.49%
611 - Dispatched & cancelled en route	1	0.5%
631 - Authorized controlled burning	1	0.5%
651 - Smoke scare, odor of smoke	1	0.5%
700 - False alarm or false call, other	3	1.49%
710 - Malicious, mischievous false call, other	1	0.5%
711 - Municipal alarm system, malicious false alarm	1	0.5%
721 - Bomb scare - no bomb	1	0.5%
735 - Alarm system sounded due to malfunction	1	0.5%
736 - CO detector activation due to malfunction	2	1%
743 - Smoke detector activation, no fire - unintentional	1	0.5%
744 - Detector activation, no fire - unintentional	1	0.5%
745 - Alarm system activation, no fire - unintentional	10	4.98%
746 - Carbon monoxide detector activation, no CO	2	1%
813 - Wind storm, tornado/hurricane assessment	1	0.5%
<b>TOTAL INCIDENTS:</b>	<b>201</b>	<b>100%</b>

# CITY OF CROSSVILLE

## WATER LOSS

### JUNE REPORT

MONTHLY REPORT 2025

	Consumption	Water loss - flushing	Water loss - leaks	Water loss- fire fighting	Total Internal Use	Unaccounted- for Water	Pumped Water	LOSS %
<b>2024</b>								
January	88,553,100	378,481	3,495,413	0	3,873,894	39,582,706	132,009,700	30%
February	105,450,600	509,475	141,116	720	651,311	3,165,589	109,267,500	3%
March	90,362,500	293,661	382,776	25,360	701,797	19,023,803	110,088,100	17%
April	89,912,900	23,866	2,199,219	1,800	2,224,885	19,623,215	111,761,000	18%
May	95,249,300	60,692	2,820,340	6,835	2,887,867	22,702,133	120,839,300	19%
June	98,602,900	123,767	2,447,742	30,475	2,601,984	25,893,816	127,098,700	20%
July	115,335,300	238,550	3,193,598	12,180	3,444,328	15,916,372	134,696,000	12%
August	123,053,100	723,971	3,740,784	18,490	4,483,245	5,883,055	133,419,400	4%
September	113,992,200	1,244,809	2,244,280	7,735	3,496,824	3,370,976	120,860,000	3%
October	106,415,200	219,050	4,478,022	8,448	4,705,520	8,171,380	119,292,100	7%
November	100,404,600	98,871	1,509,121	3,539	1,611,531	3,160,369	105,176,500	3%
December	96,556,900	32,406	2,061,039	1,800	2,095,245	17,409,855	116,062,000	15%
<b>2025</b>								
January	94,545,900	346,675	2,190,268	5,825	2,542,768	25,624,232	122,712,900	21%
February	105,136,000	67,747	689,662	3,900	761,309	757,091	106,654,400	1%
March	93,026,100	310,111	4,321,812	9,840	4,641,763	9,698,437	107,366,300	9%
April	91,599,900	267,289	1,432,904	33,420	1,733,613	10,656,487	103,990,000	10%
May	96,969,500	1,298,333	1,017,709	11,915	2,327,957	14,499,643	113,797,100	13%
June	102,665,700	201,256	1,231,246	24,188	1,456,690	17,444,610	121,567,000	14%
July								
August								
September								
October								
November								
December								
<b>TOTAL:</b>								
6 mos	583,943,100	2,491,411	10,883,601	89,088	13,464,100	78,680,500	676,087,700	12%
12 mos	1,239,700,400	5,049,068	28,110,445	141,280	33,300,793	132,592,507	1,405,593,700	9%

CITY OF CROSSVILLE

# CITY OF CROSSVILLE

## STREET DEPARTMENT

### JUNE REPORT

#### **Street Department Work Orders:**

- Sweeper Truck
  - 50 locations.
- Brush Removal
  - 25 Loads, 62 locations.
- Tree removal from roadway
  - Miller Avenue
  - Stanley Street
  - County Garage Road.
- Culvert installs (New Resident)
  - Holiday Drive
  - Jesse Loop
- Install / Replace culvert
  - Myrtle Avenue
- Reshape shoulders & ditches on Southgate Drive & Bayberry
- Patch Gravel Shoulders
  - Matherly Street (Wal-Mart)
- Paving – Northside Drive
- Patching
  - Holiday Drive
- Durapatching
  - Spruce Loop
- Crack Sealing on Hillcrest Drive

#### **Sign and Electrical Maintenance Work Orders:**

- Preventative maintenance of traffic signals
  - #23 Peavine @ I-40 EB
  - #42 Lantana Road @ Dunbar Road
  - #31 Sparta Hwy @ Tennessee Avenue
- Electrical Maintenance/Repairs on Street Lights
  - Street lights and poles on Main Street
- Traffic Signal Repair/Maintenance
  - #4 127 @ E. First Street – Change controller
  - #27 Peavine @ Stonehenge – PED Signal
  - #25 Peavine @ Town Center – PED Signal
  - #29 West @ Elmore - Wiring
- Sign repair/Maintenance and Fabricating letters
  - Carriage Drive @ Tulip Drive – Stop sign
  - Stanley Street @ Watkins – Stop sign
  - Livingston Road – New traffic signal sign
  - Peavine Road – New traffic signal sign
  - Villageway @ Southway – New stop sign
  - Gardens RV Drive, Holly Tree Drive & Red Oak Drive – Speed limit signs
  - N. Main Street @ Cother – New Stop sign
  - 70E @ Webb Avenue – New Stop sign
  - Hayes Street – New speed limit sign
  - Webb Avenue – Traffic signal sign
  - S. Webb Avenue @ Hayes Street – Move Stop sign
  - W. First Street, Henry Street @ W. First Street, Henry @ Stanley Street – New Stop signs.
  - New Stop sign on Our Way Loop @ Gardens Drive; new speed limit signs

#### **Miscellaneous:**

- War Memorial sidewalk extension
- New impound lot
- Removed barricades on Central Avenue
- Assistance to other departments:
  - Meadow Park Lake – Upgrade RV sites (concrete)
- Road closures:
  - Friday Night @ the Crossroads
- Beeper Call-outs:
  - Deliver cones to Fire Department to close road
  - Open shop for parts for street light project
  - #40 Miller @ Old Lantana – traffic signal on flash
  - 127 & Northside Drive – traffic signal on flash

# CITY OF CROSSVILLE

## MAINTENANCE DEPARTMENT

### JUNE REPORT

---

**GENERAL MAINTENANCE WORK ORDERS COMPLETED: 114**

**SPECIAL PROJECTS/WORK ORDERS:**

- Finished the Airport kitchen
- Built sewer lid for Spruce Loop pump station
- Repair front doors at the Palace
- Paint bridge at Holiday Drive
- Plant trees at Holiday Lake

**SERVICE TRUCK CALLS: 42**

**VEHICLE/EQUIPMENT SERVICES AND REPAIRS:**

- CODES
  - NONE
- AIRPORT
  - NONE
- CATOOSA
  - NONE
- FIRE
  - Engine 18 – A/C lines
  - Engine 17 – Replaced rear tail light assembly. Tightened up mirrors
  - Engine 16 – Replace bumper lights. Replace cab ground lights
- MAINTENANCE
  - Unit 212 – Service
  - Unit 231 – Battery
  - Unit 208 – Service
- WATER TRANSMISSION/SEWER
  - Unit 405 – Service; light bar
  - Unit 406 – Front brakes
  - Unit 435 – Service; check door
- STREET
  - Unit 608 – Replaced grapple hydraulic lines. Added hose holders on bucket
  - Unit 634 – Installed and wired strobe lights
- POLICE
  - Unit 07 – Service
  - Unit 60 – Service
  - Unit 58 – Service, sensor 2, O2 Sensor
  - Unit 72 – Service, rear brakes, cabin air filter
  - Unit 64 – Lead frame from valve body in transmission, inverter switch
  - Unit 46 – Service
  - Unit 38 – Replaced fuse for A/C; service; replace rear light fuse
  - Unit 8 – Removed lights, siren, camera, radar and cage
  - Unit 43 – Service; front and rear brakes
  - Unit 19 – Service; water pump; drive belt
  - Unit 25 – Service; cabin air filter; front and rear brakes
  - Unit 27 – Service.
- PARKS & RECREATION
  - Unit 711 – Service
- WATER TREATMENT
  - Unit 902 – Replaced relay to strobe lights
- IT DEPARTMENT
  - NONE
- EMERGENCY MANAGEMENT
  - NONE
- ENGINEERING
  - NONE
- CEMETERY
  - NONE
- STORM WATER
  - NONE
- VEOLIA
  - NONE
- CENTRAL STAFF
  - NONE

**CITY OF CROSSVILLE**  
**WATER TREATMENT PLANT**  
**JUNE REPORT**

---

**Holiday Hills**

**General Maintenance:**

- Changed monthly water filters for machines
- Serviced dehumidifiers
- Serviced even number motors and pumps
- Changed caustic tubes in pumps
- Changed poly tubes in pumps
- Installed new handrails on the dock
- Sanitized filters 1-4

**Continuing Projects:**

- Pump changeouts and plumbing for pre and post miox
- New plumbing and chemical drops in the finished water line in basement
- Fence moved and new pump storage building
- Fence repair

**Meadow Park Lake**

**General Maintenance:**

- Changed monthly water filters for machines
- Serviced dehumidifiers
- Serviced even number motors and pumps
- Changed caustic tubes in pumps
- Changed poly tubes in pumps
- Cleaned out all venturi ports
- Sprayed weeds
- Cleaned ports for ROF and LOH meters
- Worked on post miox valves
- Calibrated cl17 and PH Analyzer
- Worked on the Jesco Pump for post Miox
- Worked on Tansi pumphouse gate and opener
- Sanitized all Filters

**Unexpected Repairs:**

- Tansi Gate
- Jesco Pump
- Miox Valves

**Continuing Projects:**

- New bicarb stands for raw pumphouse
- Fence addition and new gate placement

# CITY OF CROSSVILLE

## UTILITY MAINTENANCE

### JUNE REPORT

**Key Metrics:**

- Locations: 397
- Backflows Tested: 42
- Grinder Pumps Sold: 3
- Preliminary Inspections: 2
- Final Inspections: 1
- Replacement Pumps: 0
- Grinder Pump Repairs: 39
- Total Water Loss: 319054.20 gallons

**Meter Services:**

- Turn-Ons: 33
- Turn-Offs: 18
- Occupant Changes: 68
- Reinstates: 35
- Checks, Replacement, Repair: 18

**Repairs and Installations:**

- Water Taps: 18
- Main Line Leaks: 5
- Service Repairs: 4
- Sewer Taps: 7
- Sewer Line Repairs: 0
- Graves: 5

**Pipe Installed:**

- 336' of 3/4" copper
- 1' of 1" copper
- 0' of 2" copper
- 0' of 6" PVC
- 0' of 12" PVC
- 12' 2" PVC
- 0' of 4" PVC
- 0' of 3/4" PVC
- 0' of 1" PVC
- 0' of 4" HDPE
- 129' of 2" HDPE
- 0' of 6" HDPE
- 0' of 10" PVC
- 0' of 8" PVC

**Monthly Summary of Activities:**

- Approximately 48 3/4 water meters were replaced due to meter or AMR malfunctioning
- Meters were read, service orders completed, and customer complaints addressed
- 42 backflow devices were tested
- Sewer and water leaks were fixed
- Water and sewer taps were made
- Hydrant testing has commenced

**Water Leaks Repaired:**

- 413 Bent Tree Drive
- 174 Sparta Hwy.
- 76 Gridiron Lane
- 532 Taylors Chapel Road
- 70 Parkside Drive
- 3 Lincolnshire Drive
- 15 Poplar Street
- 24 Oak Road
- 24 Maranatha Lane

**Water Taps:**

- 68 Cottonpatch Drive fireline
- 68 Cottonpatch Drive water tap
- 469 Meadow Creek Drive
- 143 Burnett Street 101
- 143 Burnett Street 102
- 17 Hope Lane
- 28 Hope Lane
- 14 Hope Lane
- 22 Hope Lane
- 80 Peachtree Drive
- 298 Old Mail Road
- 300 Old Mail Road
- 211 Iris Lane
- 225 Iris Lane
- 1311 Cook Road
- 1161 Cook Road
- 1139 Cook Road
- 1293 Cook Road

**Grinder Pump Finals:**

- 97 Holiday Cove Drive

**Sewer Taps:**

- 68 Cotton Patch Drive
- 298 Old Mail Road
- 300 Old Mail Road
- 1311 Cook Road
- 1161 Cook Road
- 1139 Cook Road
- 1293 Cook Road

**Grave Services:**

- Wilma Jean Scott
- Seth Nicholas Dishman
- Zachary Heavilon
- Bobby Swing
- Clyde R. Lowe

**Next Month's Forecast:**

- Replace AMR meters & ERTs as needed
- Do water & sewer taps & graves
- Repair Grinder pumps & cleanings & maint. checks.
- Test Backflows
- Hydrant testing and/or maintenance
- Start water and sewer line extensions on North Side Drive
- Start sewer line extension for Palmetto Drive



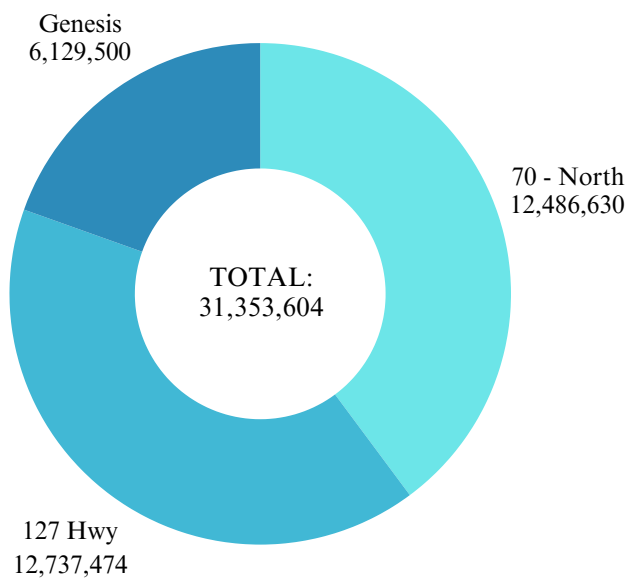
# CITY OF CROSSVILLE

## CATOOSA

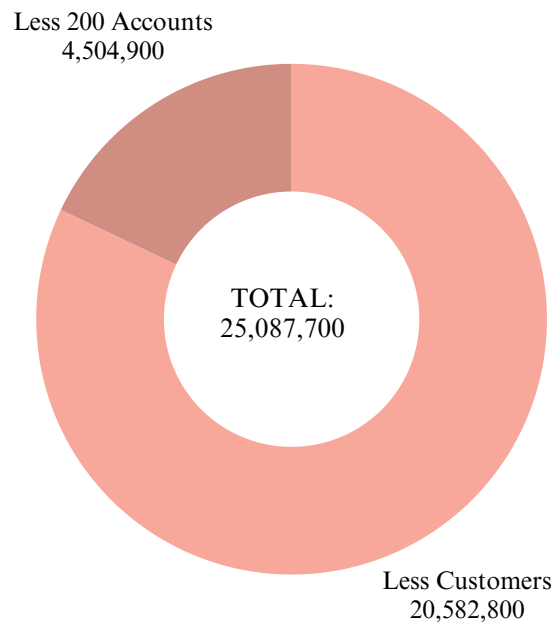
### WATER LOSS

### JUNE REPORT

WATER  
PURCHASED



WATER  
SOLD



Master Pumps	Water Purchased		Master Pumps Total	Water Sold
70 - North	12,486,630.00			31,353,604.00
127 Hwy	12,737,474.00			20,582,800.00
Genesis	6,129,500.00			4,504,900.00
62 HWY	0			-6,265,904.00
			<b>Percent of Loss</b>	20%
<b>TOTAL</b>	31,353,604.00			
			Fire Department	
			Tank Cleaning and Filling	
			Metered Filling	
			Metered Flushing	47528
			Unmetered Flushing	38700
			Unmetered Leak	1027220
			Bill Adjustments	
			Metered Leaks	
			Bulk Sales	
			<b>TOTAL</b>	-5,152,456.00
			<b>TOTAL Percent of Loss</b>	16%

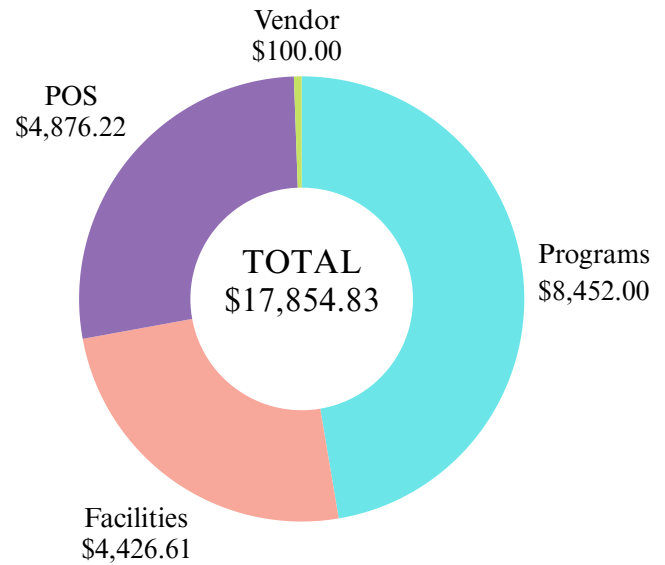
# CITY OF CROSSVILLE

## LEISURE SERVICES - PARKS

### JUNE REPORT

#### RECIEVABLES TOTAL BY CATEGORY

<b>Programs</b>				
Activities			\$124.20	1
Recreational Soccer			\$2,079.00	29
Upper Cumb. Youth Athletics			\$6,248.80	140
<b>TOTAL</b>			<b>\$8,452.00</b>	<b>170</b>
<b>Facilities</b>				
Centennial Park Shelter 2			\$118.16	4
Centennial Park Shelter 3			\$93.16	3
Crossville Depot Meeting Room			\$1,629.00	17
Meadow Park Lake Shelter 2 (Next to Playground)			\$155.25	3
Pickleball Court 1			\$37.26	9
Pickleball Court 2			\$37.12	9
Pickleball Court 3			\$40.98	10
Pickleball court 4			\$45.12	11
Pickleball Court 5			\$122.13	32
Pickleball Court 6			\$101.43	30
Pickleball Court 7			\$109.71	41
Pickleball Court 8			\$97.29	35
Turner Field 1			\$1,440.00	3
Warner Field 1			\$400.00	1
<b>TOTAL</b>			<b>\$4,426.61</b>	<b>208</b>
<b>POS</b>				
Palace			\$4,840.00	1,101
Recreation			\$36.22	10
<b>TOTAL</b>			<b>\$4,876.22</b>	<b>1,111</b>
<b>Vendor</b>				
El Rey Antojitos Mexicanos LLC.			\$50.00	1
Joe Mama's			\$50.00	1
<b>TOTAL</b>			<b>\$100.00</b>	<b>2</b>

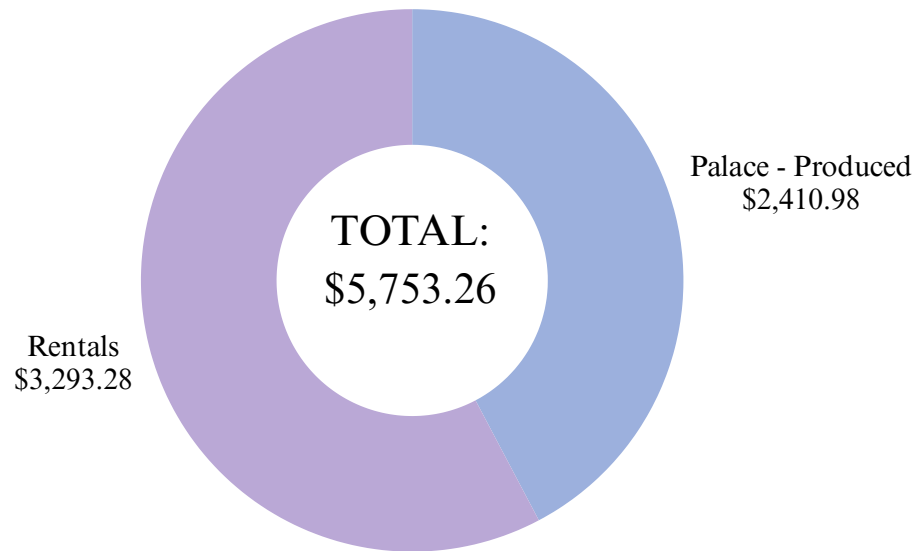


# CITY OF CROSSVILLE

## LEISURE SERVICES - PALACE THEATRE

### JUNE REPORT

#### Event Revenue



PALACE-PRODUCED EVENTS	Event Date	Artist Fee	# Tickets	Ticket Revenue	ACTUAL Ticket	Concessions Revenue	Light/Sound Tech	NET P/L
MOVIE: The Elephant Man	June 4	-\$205.00	10	\$50.00	\$50.00	\$44.00		-\$111.00
MOVIE: Inside Out	June 5	-\$205.00	16	\$80.00	80	\$65.00		-\$60.00
Glen Templeton*	June 7	-\$3,857.00	141	\$6,061.00	\$5,560.72	\$205.00	-\$325.00	\$1,583.72
MOVIE: Inside Out 2	June 10	-\$205.00	8	\$40.00	\$40.00	\$20.00		-\$145.00
MOVIE: Madagascar	June 11	-\$205.00	12	\$60.00	\$60.00	\$42.00		-\$103.00
MOVIE: Madagascar 2	June 18	-\$205.00	13	\$65.00	\$65.00	\$27.00		-\$113.00
Liquid Velvet*	June 20	-\$1,743.62	142	\$2,590.00	\$2,490.88	\$240.00	-\$225.00	\$762.26
MOVIE: Madagascar 3	June 25	-\$205.00	23	\$115.00	\$115.00	\$105.00		\$15.00
MOVIE: Blues Brothers	June 25	-\$205.00	49	\$245.00	\$245.00	\$208.00		\$248.00
MOVIE: Moana 2	June 26	-\$205.00	27	\$135.00	\$135.00	\$78.00		\$8.00
MOVIE: A Minecraft Movie	June 27	-\$205.00	57	\$285.00	\$285.00	\$246.00		\$326.00
<b>TOTALS:</b>		<b>-\$7,445.62</b>	<b>498</b>	<b>\$9,726.00</b>	<b>\$9,126.60</b>	<b>\$1,280.00</b>	<b>-\$550.00</b>	<b>\$2,410.98</b>
* = Ticket splits								
RENTALS	Event Date	RENT	# Tickets	Ticket Revenue	OUR FEES	Concessions Revenue	Sound Tech	NET P/L
PC Fundraiser/Movie Dirty Dancing	June 13	\$225.00	96			\$347.00	-\$205.00	\$367.00
Melissa Ellis/HerSTORY	June 14	\$575.00	99		\$85.92	\$136.00	-\$375.00	\$421.92
Democrat Party rental - documentary	June 17	\$225.00	40			\$134.00		\$359.00
Rotary Fundraiser/Movie Grease	June 21	\$225.00	40			\$156.00	-\$205.00	\$176.00
Ultimate Oldies/Ultimate Rewind	June 28	\$725.00	299		\$1,062.36	\$407.00	-\$225.00	\$1,969.36
<b>TOTALS:</b>		<b>\$1,975.00</b>	<b>574</b>		<b>\$1,148.28</b>	<b>\$1,180.00</b>	<b>-\$1,010.00</b>	<b>\$3,293.28</b>
OTHER	EVENT DATE	RENT/License	# Tickets	Ticket Revenue	NET TICKET REVENUE	Concessions Revenue	Sound Tech	NET P/L
CHA summer program	June 3	-\$205.00	23			\$115.00		-\$90.00
Friday Night at the Crossroads	June 6							
CAC Summer Program	June 11		9			\$45.00		\$45.00
Crimestoppers Scam Awareness Program (2)	June 12		45			\$54.00		\$54.00
CAC Summer Program	June 25		8			\$40.00		\$40.00
<b>TOTALS:</b>		<b>-\$205.00</b>	<b>85</b>			<b>\$254.00</b>	<b>\$ -</b>	<b>\$49.00</b>
<b>TOTAL June: 22 Events</b>		<b>-\$5,675.62</b>	<b>1,157</b>	<b>\$9,726.00</b>	<b>\$10,274.88</b>	<b>\$2,714.00</b>	<b>-\$1,560.00</b>	<b>\$5,753.26</b>

CITY OF CROSSVILLE  
LEISURE SERVICES - TOURNAMENTS  
JUNE REPORT

---

Senior Women - SPA Rocky Top Invitational

- Dates: June 5th - 8th
- Sport: Senior Women's Softball
- Scale: 27 teams
- Economic Impact: Approximately 187 hotel rooms booked
- Participating States/Provinces: Tennessee, Georgia, Alabama, Michigan, Missouri, California, Maryland, Louisiana, Florida, and Canada

Big Bang Softball

- Date: June 21st
- Sport: Softball
- Scale: 44 teams
- Participating States: Tennessee, Georgia, and Kentucky

Dixie Youth Baseball - District Tournament

- Dates: June 23rd - 28th
- Sport: Youth Baseball
- Scale: 8 teams
- Participating Communities: Oakdale, Sunbright, Coalfield, Kingston, Crossville, Spring City, Harriman, and Rockwood

WSL Spring State

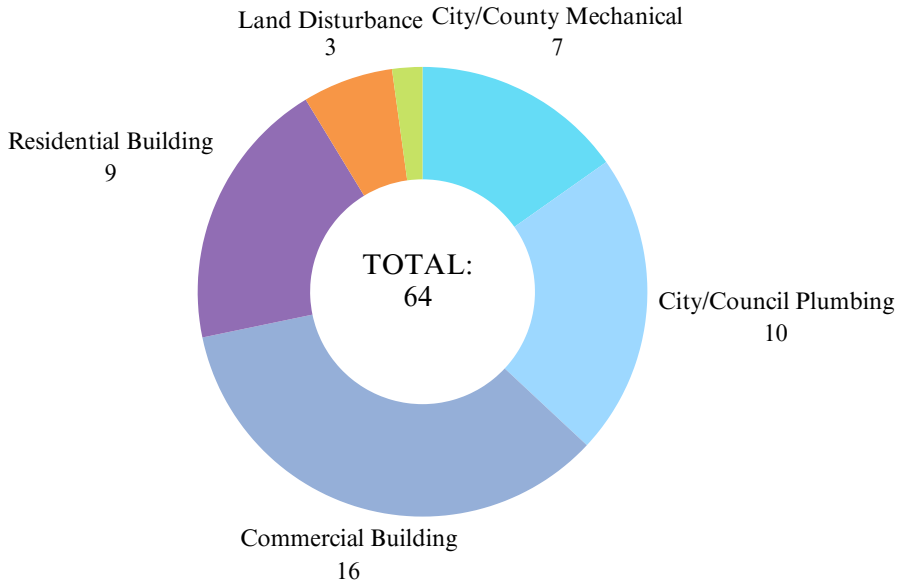
- Dates: June 28th - 29th
- Sport: Softball
- Scale: 58 teams (final numbers pending)
- Participating States: Tennessee, Kentucky, Georgia, Alabama, and Ohio

# CITY OF CROSSVILLE

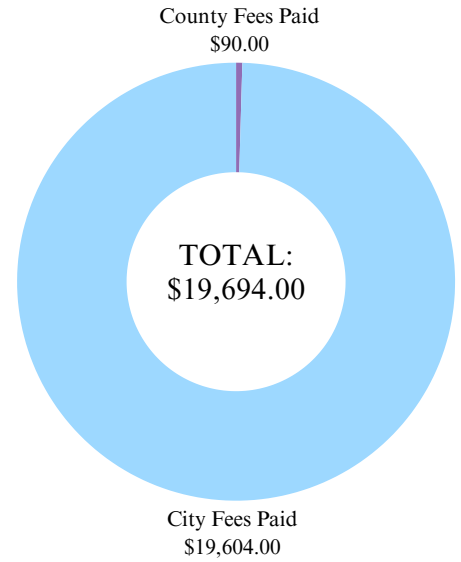
## CODES DEPARTMENT

### JUNE REPORT

#### PERMITS ISSUED



#### FEES PAID



Month	City & County Mechanical	City & County Plumbing	City Commercial Building	City Commercial Demolition	City Residential Building	City Residential Demolition	County Commercial	County Residential	House Moving	Land Disturbance Permits	Plans Review	Sign	Total Permits	County Fees Paid	City Fees Paid	Total Fees Paid
Jul-24	35	9	3	0	11	0	0	0	0	3	0	4	65	\$1,230.00	\$9,315.00	\$10,545.00
Aug-24	32	7	4	0	11	0	0	0	0	0	0	4	58	\$855.00	\$8,127.00	\$8,982.00
Sep-24	21	11	8	0	11	0	0	0	0	1	0	8	60	\$855.00	\$14,909.00	\$15,764.00
Oct-24	23	8	5	0	8	0	1	1	0	1	0	5	52	\$9,529.00	\$6,940.00	\$16,469.00
Nov-24	22	8	7	0	5	0	0	0	0	1	0	1	44	\$645.00	\$7,948.00	\$8,593.00
Dec-24	11	4	4	1	5	0	0	0	0	1	0	0	26	\$660.00	\$5,740.00	\$6,400.00
Jan-25	11	4	2	1	5	0	0	0	0	0	0	0	23	\$120.00	\$11,426.00	\$11,546.00
Feb-25	7	11	5	0	11	0	0	0	0	4	0	0	38	\$150.00	\$8,641.00	\$8,791.00
Mar-25	15	15	12	0	21	0	0	0	1	4	1	1	70	\$255.00	\$20,849.00	\$21,104.00
Apr-25	10	12	3	0	12	1	0	1	0	1	0	0	40	\$2,115.00	\$8,513.00	\$10,628.00
May-25	4	4	11	0	8	0	0	0	0	0	0	0	27	\$60.00	\$9,559.00	\$9,619.00
Jun-25	7	10	16	0	9	0	0	0	0	3	0	1	46	\$90.00	\$19,604.00	\$19,694.00
Total	198	103	80	2	117	1	1	2	1	19	1	24	549	\$16,564.00	\$131,571.00	\$148,135.00



CITY OF CROSSVILLE  
ENGINEERING DEPARTMENT  
JUNE REPORT

Project	Current Status	Dates
TDOT 127 North Utility Relocation Section 1	All of the City's utilities are complete and functioning. A final punch list will be created after more of the road construction has been completed.	Completion Date Fall 2026
127 North Utility Relocation Section 4 (Fentress Cumberland County Line)	The portion of this project that is the City's water utility relocation is complete and a final punch list will be created after the road work is completed.	Target Completion Date August 31, 2026
TDOT 127 North Utility Relocation Section 2	This project is tentatively scheduled to be bid June 2026. The City is acquiring easements for the water relocation.	Bid Date June 2026
TDOT 127 North Utility Relocation Section 3	This project is tentatively scheduled to be bid June 2026. The City is acquiring easements for the water relocation.	Bid Date June 2026
Northwest Connector Phase 3	The utilities for this project are complete with the exception of final clean up and punch list items. The Contractor is completing the punch list. All road construction is complete with the exception of reducing the curbed island size at the Bucee's corner.	Total Completion Date July 21, 2023 Finish from Genesis to Stout May 31, 2022
Northwest Connector Phase 2	All acquisition has been completed by the City. TDOT has certified the ROW and we are now waiting for TDOT to program the construction in the TDOT budget. This project is not in TDOT's three year plan.	Finish from Genesis To Stout May 31, 2022
Interstate Drive Extension West of Genesis Road	The ROW plans have been reviewed by TDOT and the Engineer has updated the plans and the acquisition has started.	
Downtown Sidewalks	The contractor has started the demolition of the last phase. The contractor has not completed the asphalt from Express Lunch to the north. The contractor also lacks topsoil and cleanup throughout the project.	Completion Date May 1st 2025
Old Lantana Road, County Seat and Southbend Waterline Replacement	The City has reviewed the plans and the Engineer is revising the plans. A construction start date will be established once the easements are acquired.	
Main Street and Lantana Traffic Signal Replacement	All documentation has been submitted to TDOT for closing the grant project.	Completion date August 22, 2024
Fourth Street and West Avenue Traffic Signal Replacement	The ROW plans have been approved by TDOT. A utility coordination meeting is forthcoming. This project has low priorities because the City will not have STP funds to fund construction for three to five years.	
Fourth Street and West Avenue Traffic Signal Replacement	The ROW plans have been approved by TDOT. A utility coordination meeting is forthcoming. This project has low priorities because the City will not have STP funds to fund construction for three to five years.	
Meadow Park Water Filtration Plant Sewer Project	The Engineer has created the exhibits for the easements. The City is in the process of acquiring the easements.	Schedule will be forthcoming
Raw Water Study (Meadow Park Lake Expansion)	The City is advertising for a full-delivery mitigation contractor.	Schedule will be forthcoming
Underwood Street Sidewalk	Acquisition documents will be turned over to the City Attorney so that City Staff can negotiate the acquisitions.	
Airport ALP	The final Airport Layout Plan has approved by the FAA. The City has submitted signed final documents and we are waiting on the final documents to be signed by the FAA and TDOT.	
TDOT SR 1 Highway 70 Bridge Replacement (Sparta Highway) Utility Relocation	The contractor started September 11th 2023. The Contractor has completed the bore under the Obed River and has completed 93% of the water installation and 97% of the sewer installation.	Bid Letting December 9, 2022
TDOT SR 24 Highway 70 North Bridge Replacement Utility Relocation	The City has received revised plans from TDOT and the original water and sewer design has been changed for the new design. This project will be bid late fall, winter of 2025 and will include a road closure. The City will hold a preconstruction meeting for the master meter contract, next week.	Bid Letting Winter of 2025
Little Obed Pedestrian Bridge and Greenway	The bridge has been ordered and the City is acquiring easements. Only one easement is remaining.	
Truck Route	We received 641 responses from the survey. The Engineers have started to process the survey data. The next step will be to notify the local trucking companies and get feedback from them.	
Airport Terminal Building	This project is complete and will be removed from this list.	
ARPA Sewer I&I Project.	All work, other than final clean up, is complete.	Completion Date January 12th 2025
Creston Road ARPA Waterline Project	The Contractor has started the installation and is progressing slowly because of rock. Approximately 5700 feet of water line has been installed.	
Peavine Sewer Expansion	This project is on the agenda for contract award.	
Genesis Road and 127 Sewer Expansion	This project is ready to bid.	
Little Obed Pump Station and Jail Bar Screen Installation	The Contractor has installed the grinder pump at the Tansi emergency station and has installed the bar screen at the Little Obed pump station. The Jail bar screen should be delivered this month.	
New Fire Station 2	All of the red iron is in place. The block firewalls for the bay area are complete. The contractor is roughing in the interior walls, the electrical and the plumbing.	
TDOT I-40 Bridge Widening over 70 North	The TDOT plans have changed and the City will currently only be required to install 2 water valves.	
Indian Woods Village Sewer	The fees have been paid and we are waiting on plan submission.	
Water Filtration Plant Upgrade	The switch gear for the main Meadow Park building has been replaced. The switch gear for the pump building will not be delivered until May of 2026. All other work has been completed.	
First and Fourth Street Traffic Signal Replacement	The Engineer has provided the City with options on pole locations and has incorporated conduits under Main Street in the current project. The Engineer is coordinating relocating the communication lines on Fourth Street.	
Water Filtration SCADA	The SCADA system is functioning at both plants. The Contractor is finalizing the switch over from the old to the new.	
Miller Avenue Pump Station (Crab Orchard UD)	This project is on the agenda for contract award. The closing of the property for the pumpstation will occur in the next few weeks	
Miller Avenue Water Line (Crab Orchard UD)	This project is on the agenda for contract award.	
Sparta Drive Water Line Replacement	This project is in the design phase.	
Livingston Road Realignment	The plat for the dedication of the new right of way will be on the planning commission agenda this month.	
Interchange Drive Spec Building	The Tennessee Department of Economic and Community Development has approved the bid and a preconstruction meeting will occur this month.	
Private Developments		
The Gardens Phase 8 Plat 3	The City is holding a financial guarantee for a temporary Cul-de-sac or the next phase to start.	
The Gardens Phase 8 Plat 4A	The City is holding a financial guarantee for a temporary Culde--sac or the next phase to start.	
Sky View Meadow Subdivision Phase 2 & 3	All roads, water and sewer are complete. The stormwater retention structures have not been completed and the City is holding a financial guarantee for this work.	
The Grove	The City is holding a financial guarantee for a temporary Cul-de-sac or the next phase to start.	
Homestead Junction	The City is holding a financial guarantee for road construction that has not started.	



CITY OF CROSSVILLE  
AIRPORT FBO  
JUNE REPORT

---

### **Airport Traffic Summary**

Total Aircraft Movements (Takeoffs and landings combined):

- June 2025: 1,197
- June 2024: 1,220

### **Fuel Flow**

- June 2025: Total gallons: 12,701.15 gal
  - Jet A: 9,640.90 gal | 100LL: 3,060.25 gal
- June 2024: Total gallons: 8,916.68 gal
  - Jet A: 5,618.00 gal | 100LL: 3,298.68 gal

### **Operational Highlights & Notes**

Fuel flow remained strong again this month, way above last Junes volumes. We are noticing that the traffic was not above last June's numbers, but it is more of the increase of jet traffic that is coming in that pushing those fuel sale numbers over and above last years.

All the renovations are completed and I can not say enough how amazing the City has been in getting it all done. Time after time we continue to get compliments as to how great the FBO looks with all that has been done. We are very appreciative of it ALL.

# CITY OF CROSSVILLE

## FINANCE - BONDS

### JUNE REPORT

6 Months interest in  
November and May  
Principal payment in May

				PAY OUT	INT RATE	6/30/2025 LOAN BALANCE	Due May PRINCIPLE PAYMENT	INTEREST PAYMENT	6/30/2026 LOAN BALANCE
<b>General Fund</b>									
	2020 Series A1								
	Bonds	2021	2037	4.00%	\$ 3,725,000	\$ 65,000	\$ 80,050	\$ 3,660,000	
	2020 Series B								
	Bonds	2021	2028	4.27%	\$ 840,000	\$ 275,000	\$ 12,584	\$ 565,000	
	2020 Series A2								
	Bonds	2021	2037	3.00%	\$ 915,000	\$ 70,000	\$ 18,300	\$ 845,000	
					\$ -	\$ -	\$ -	\$ -	
					<u>\$ 5,480,000</u>	<u>\$ 410,000</u>	<u>\$110,934</u>	<u>\$ 5,070,000</u>	
<b>Water &amp; Sewer Fund</b>									
	2020 Series C								
	Bonds	0.80534	2050	4.00%	\$27,605,000	\$ 630,000	\$611,766	\$ 26,975,000	
	Catoosa's Share	0.19466			\$ 5,368,740	\$ 122,636	\$119,086	\$ 5,246,104	
					<u>\$22,236,260</u>	<u>\$ 507,364</u>	<u>\$492,680</u>	<u>\$ 21,728,896</u>	
	2020 Sries D Bonds		2027	4.19%	\$ 410,000	\$ 205,000	\$ 5,776	\$ 205,000	
					<u>\$22,646,260</u>	<u>\$ 712,364</u>	<u>\$498,456</u>	<u>\$ 21,933,896</u>	
<b>Catoosa</b>									
	2020 Series C								
	Bonds		2050	4.00%	\$ 5,368,740	\$ 122,636	\$119,086	\$ 5,246,104	
5/20/2021	RUD Plateau tank	40 yrs	2021	2061	1.75	\$ 840,975	\$ 16,670	\$114,302	\$ 824,305
4/11/2022	RUD Plateau tank	40	2061	1.5	\$ 295,900	\$ 5,986	\$ 4,310	\$ 289,914	
					<u>\$ 6,209,715</u>	<u>\$ 139,306</u>	<u>\$233,388</u>	<u>\$ 6,070,409</u>	
	<u>TOTALS (WATER &amp; SEWER FUND)</u>					<u>\$28,855,975</u>	<u>\$ 851,670</u>	<u>\$731,844</u>	<u>\$ 28,004,305</u>
	<b>TOTAL ALL FUNDS</b>					<b>\$34,335,975</b>	<b>\$ 1,261,670</b>	<b>\$842,778</b>	<b>\$ 33,074,305</b>

# CITY OF CROSSVILLE

## FINANCE - GRANTS

### JUNE REPORT

Grant Agency	Project	Amount			Money Spent	Money Received	To Be Received
		Grant	Local	Total			
AWARDED:							
Dept. of Justice	Bulletproof vests	\$ 2,200.00		\$ 2,200.00		\$ 2,075.00	
THSO Alcohol Saturation/Checkpoint Grant	Alcohol Saturation-Drug Task Force Overtime	\$ 20,000.00	\$ -	\$ 20,000.00		\$ 7,149.98	
HIDTA	VCIF	\$ 19,000.00	\$ -	\$ 19,000.00		\$ 2,754.93	
OCJP	VCIF	\$ 76,000.00		\$ 76,000.00	\$ 65,035.26	\$ 61,210.88	\$ 3,824.38
TDOT-Aeronautics	Airport Layout Plan	\$ 190,000.00	\$ 10,000.00	\$ 200,000.00	\$ 215,892.17	\$ 186,847.03	\$ -
TDOT-Aeronautics	Airport Lighting Rehab	\$ 153,395.00	\$ 1,835.00	\$ 155,230.00	\$ 147,072.61	\$ 146,054.92	\$ -
TDOT-TAP	Downtown Sidewalks/Lights	\$ 2,393,388.00	\$ 757,508.00	\$ 3,150,896.00	\$ 2,417,000.21	\$ 1,005,307.83	\$ 82,849.20
TDOT-Aeronautics	Terminal Renovations	\$ 1,062,293.00	\$ 49,723.00	\$ 1,112,016.00	\$ 1,127,920.37	\$ 1,042,761.43	\$ -
TDOT-Aeronautics	Airport Maintenance 23-24	\$ 20,000.00	\$ -	\$ 20,000.00	\$ 28,924.55		\$ 15,005.16
TNECD	Spec Building FY24-25	\$ 4,523,950.35	\$ 238,102.65	\$ 4,762,053.00	\$ 198,781.40	\$ -	\$ -
ARPA	Multiple	\$ 3,549,752.35	\$ 550,247.65	\$ 4,100,000.00	\$ 6,295,269.16	\$ 3,645,169.42	
TDEC ARPA	Crab Orchard Utility District	\$ 8,170,000.00		\$ 8,170,000.00	\$ 407,089.00	\$ 230,800.00	
Applied for	Cyber Security	\$ 6,157.04		\$ 6,157.04			
Applied for	Downtown Strategies			\$ -			
Applied for	Urban Forester	\$150,000		\$ 150,000.00			
Applied for	LPRF	\$ 359,000.00		\$ 359,000.00			
Applied for	Project Diabetes Grant	\$ 261,950.00		\$ 261,950.00			
TOTALS		\$ 20,957,085.74	\$ 1,607,416.30	\$ 22,564,502.04	\$ 10,902,984.73	\$ 6,330,131.42	\$ 101,678.74