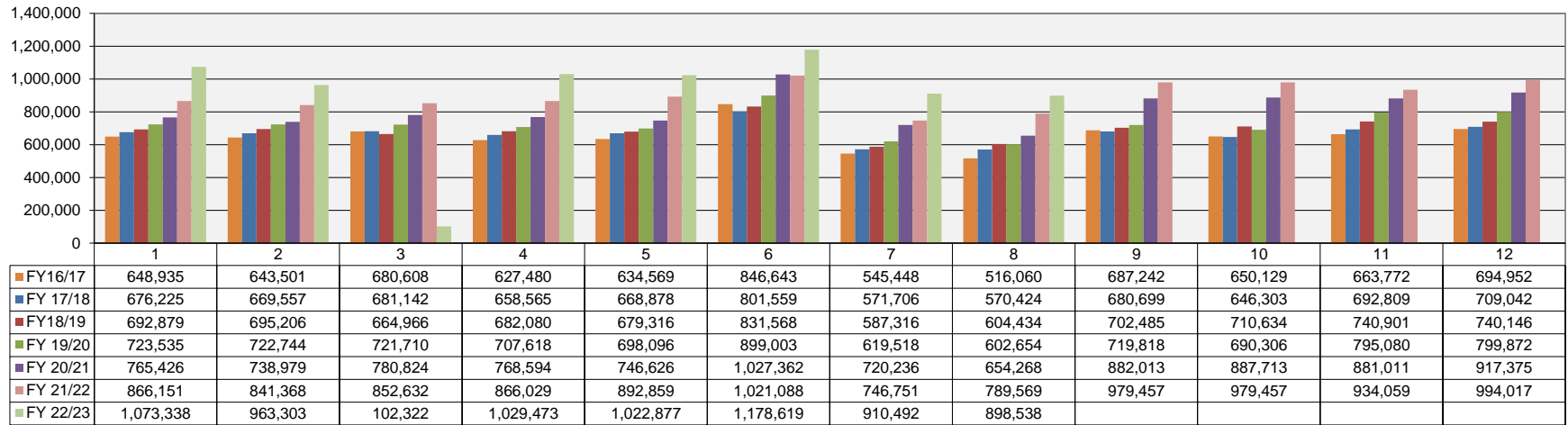
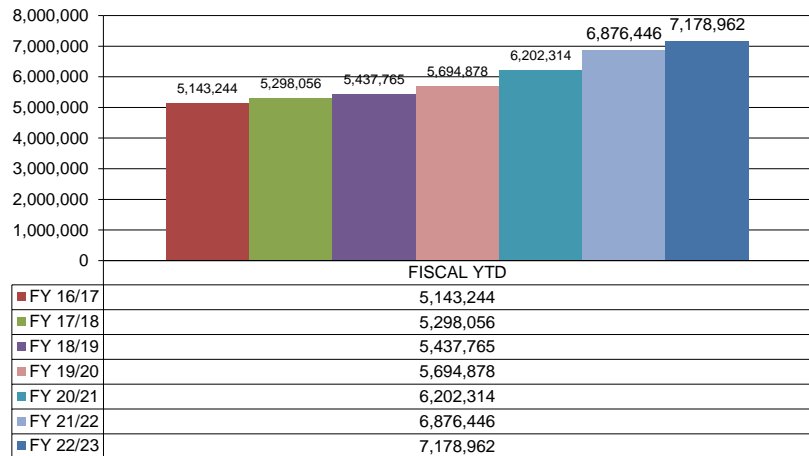


### Sales Tax



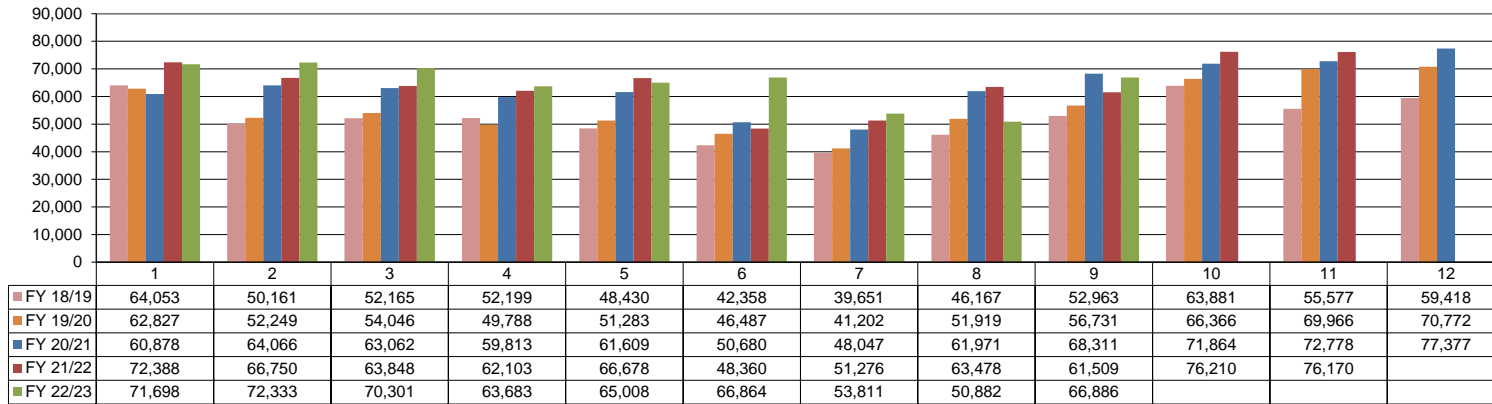
### Sales Tax Revenue Year-to-Date



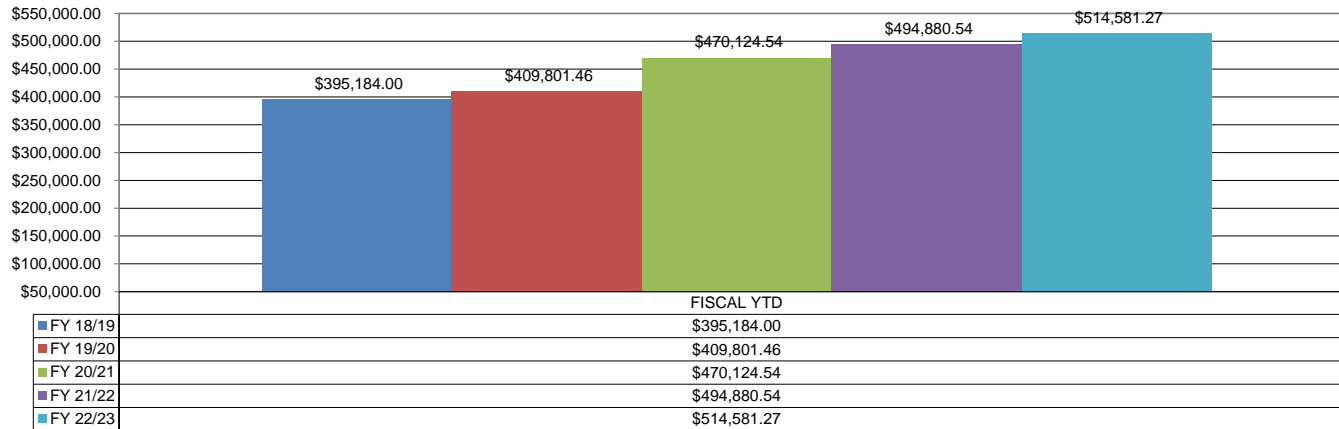
*COLLECTIONS IN THE CITY OF CROSSVILLE		\$	1,822,117.07
State of TN Cost of Administration	1.125%	\$	20,498.82
Net Collections (sent to Trustee's office)		\$	1,801,618.25
Local Option Out of State Distribution		\$	13,473.12
Trustee of Cumberland County	1%	\$	18,016.18
Net To Be Distributed		\$	1,797,075.19
CITY OF CROSSVILLE SPLIT			
Check to City of Crossville		\$	898,537.60
Check to Cumberland County Board of Education		\$	898,537.60

\*Totals reported in April but actually collected in February

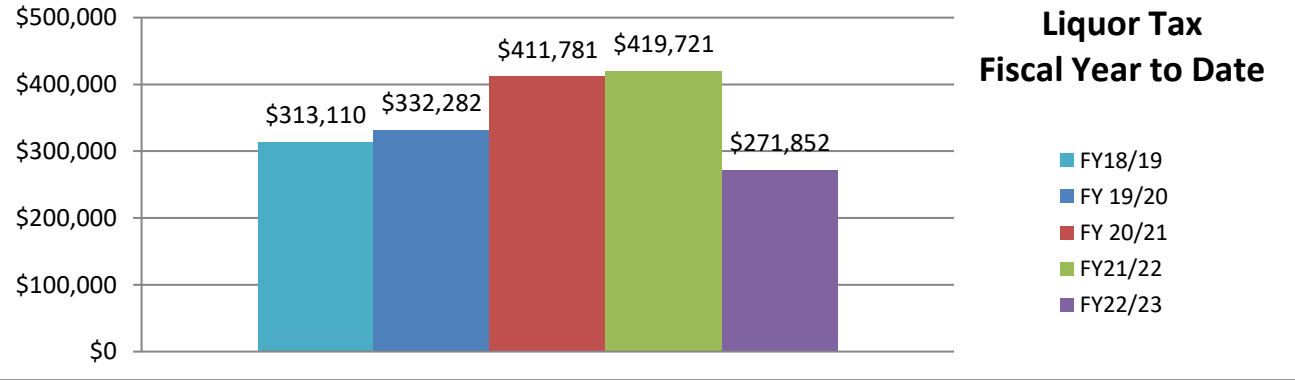
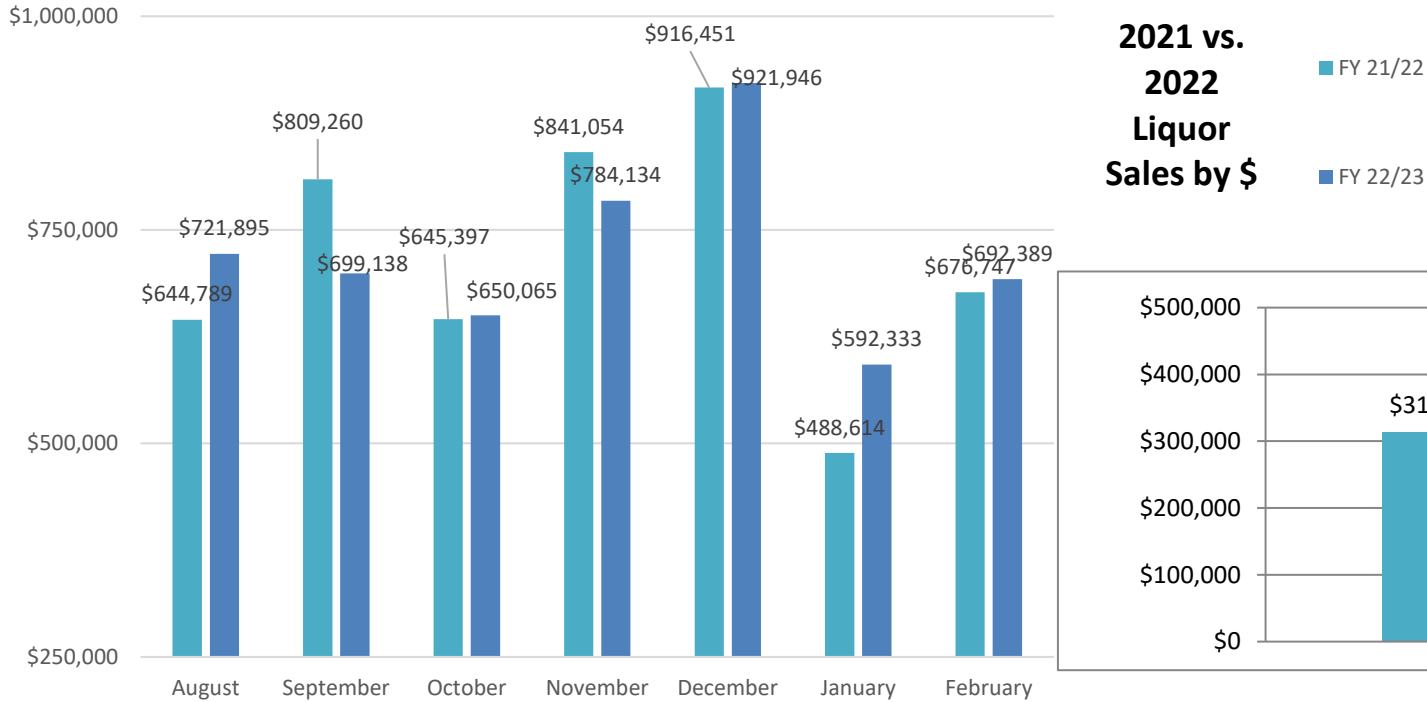
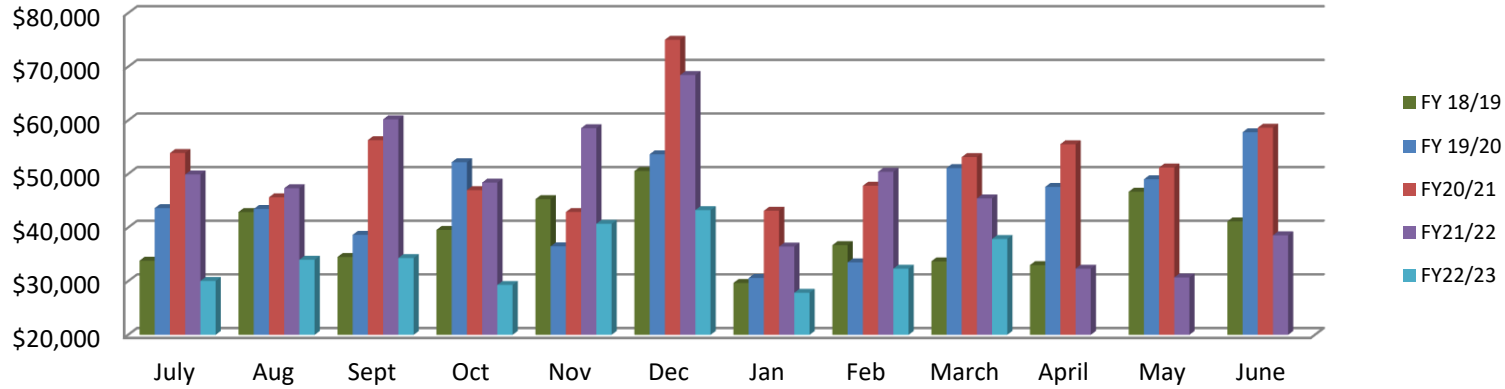
### Wholesale Beer Tax

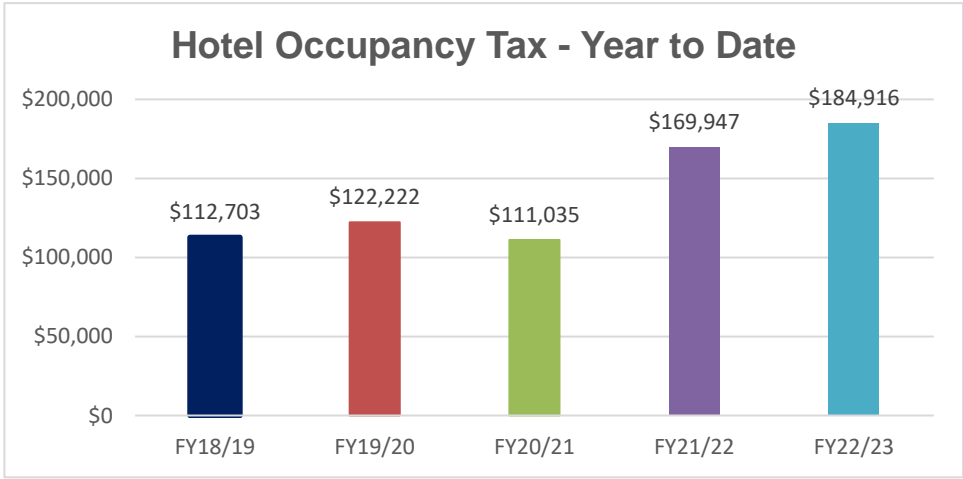
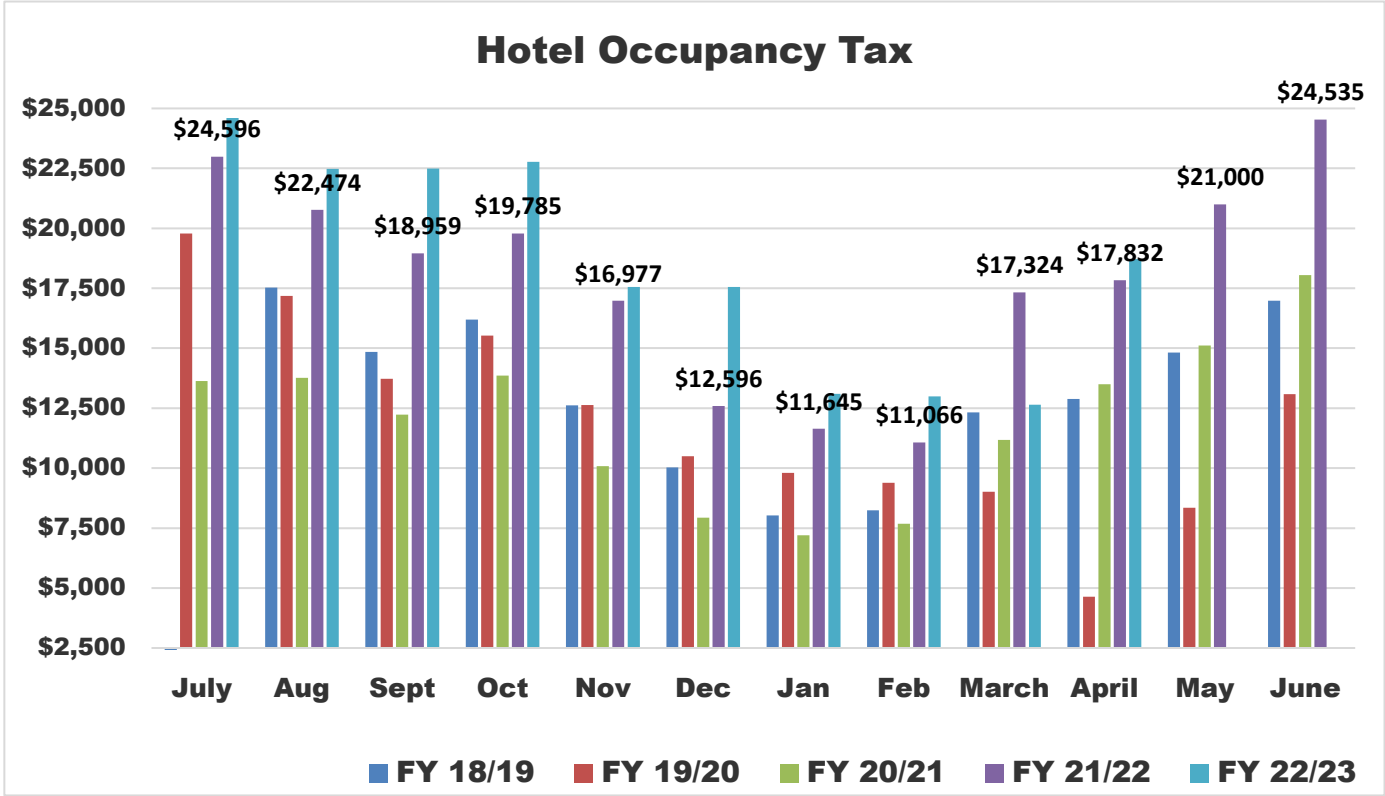


### Wholesale Beer Tax Revenue Year To Date



### Liquor Income









# CROSSVILLE POLICE DEPARTMENT

## STAT COMPARISONS

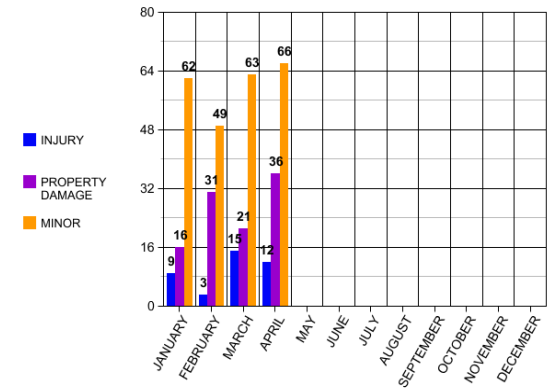
**APR 2023 TOTAL CALLS - 1,959**

**MAR 1,832 YEAR TO DATE - 7,492**

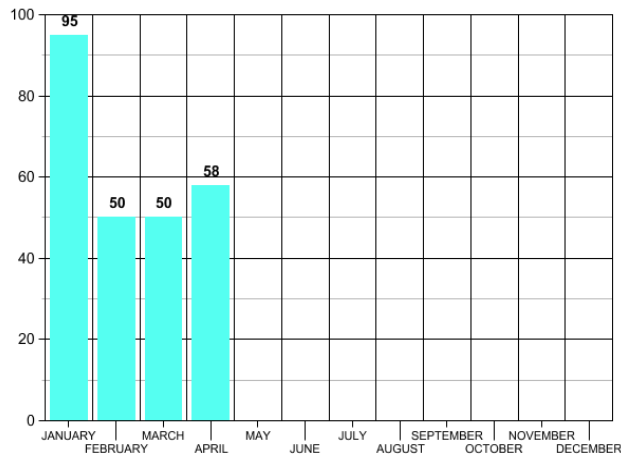
## SPECIAL EVENTS

- FITFEST 5K
- FRIDAY @CROSSROADS
- SMHS MOCK DUI
- FFG DUI CHECKPOINT
- CRUISE IN
- DEA DRUG TAKE BACK

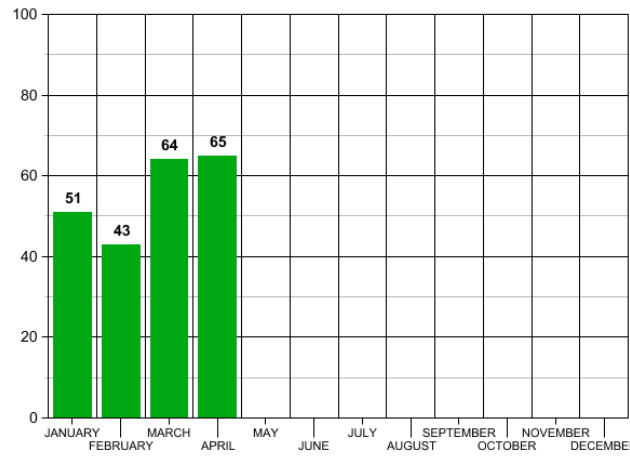
TOTAL MONTHLY ACCIDENTS



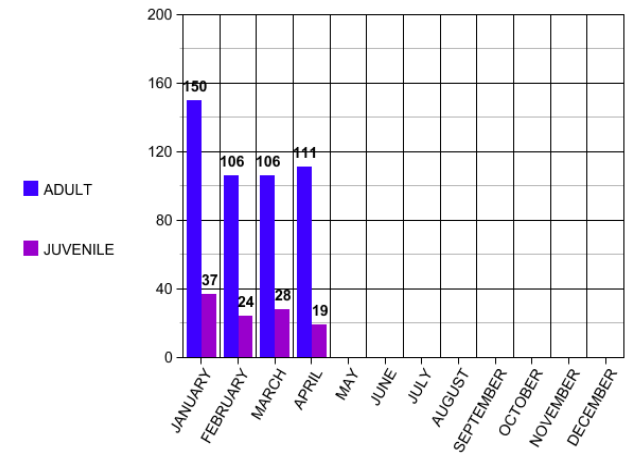
TOTAL MONTHLY CITATIONS



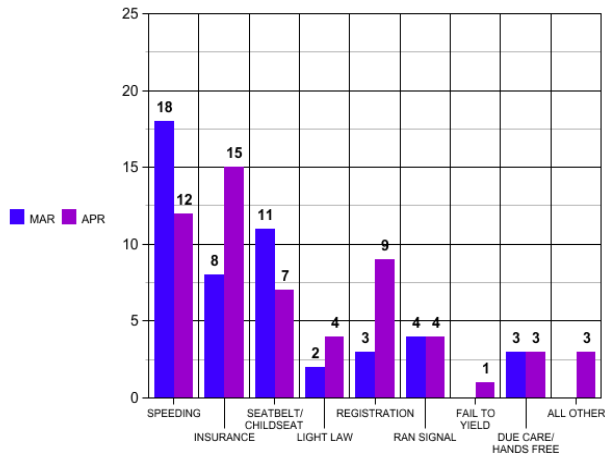
TOTAL MONTHLY OFFENSES



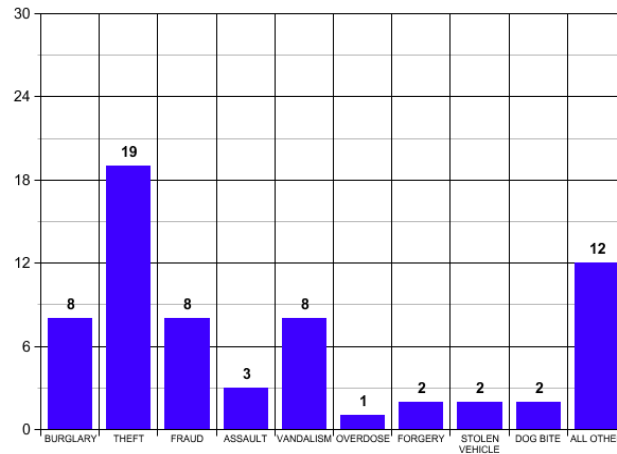
TOTAL MONTHLY ARREST



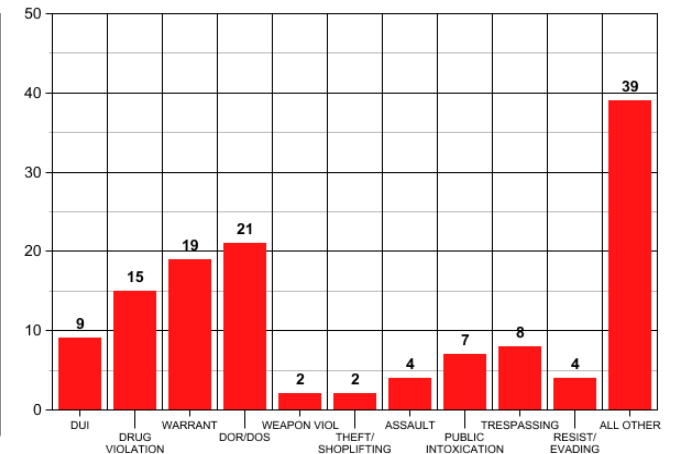
PREVIOUS MONTH CITATION COMPARISON



OFFENSE BY CATEGORY



ARREST BY CATEGORY



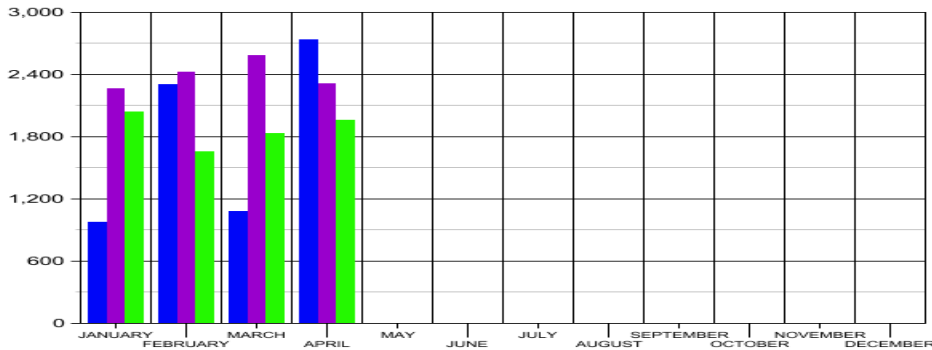


# CROSSVILLE POLICE DEPARTMENT STAT COMPARISONS

## YEAR TO YEAR— JAN 2023

■ ■ ■  
**2021**    **2022**    **2023**

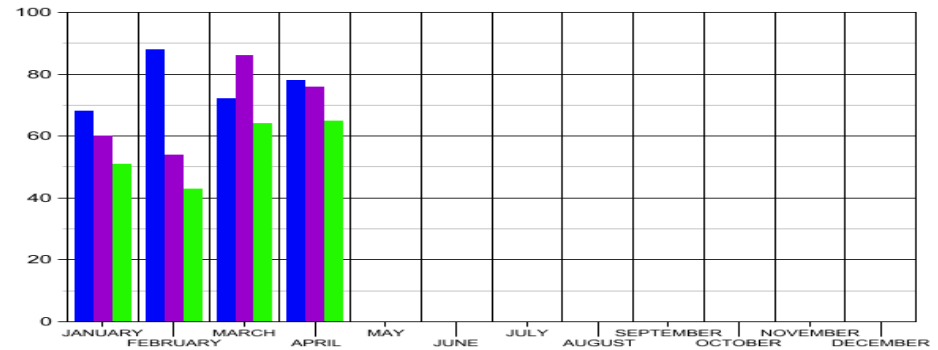
TOTAL CALLS



**CALLS**

**2021—9,827    2022—9,580    2023—7,492**

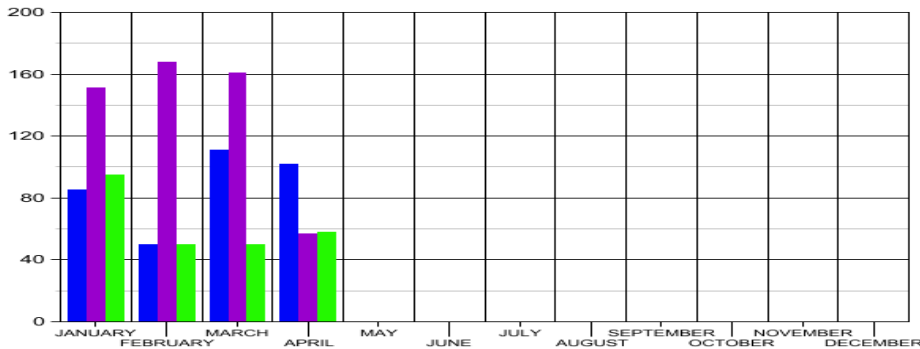
TOTAL OFFENSES



**OFFENSES**

**2021—306    2022—276    2023—223**

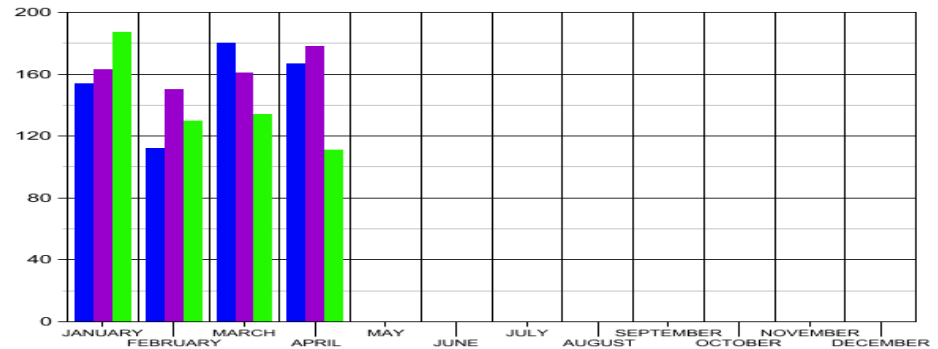
TOTAL CITATIONS



**CITATIONS**

**2021—348    2022—537    2023—253**

TOTAL ARREST



**ARREST**

**2021—613    2022—652    2023—581**

# Crossville Fire Dept.

Crossville, TN

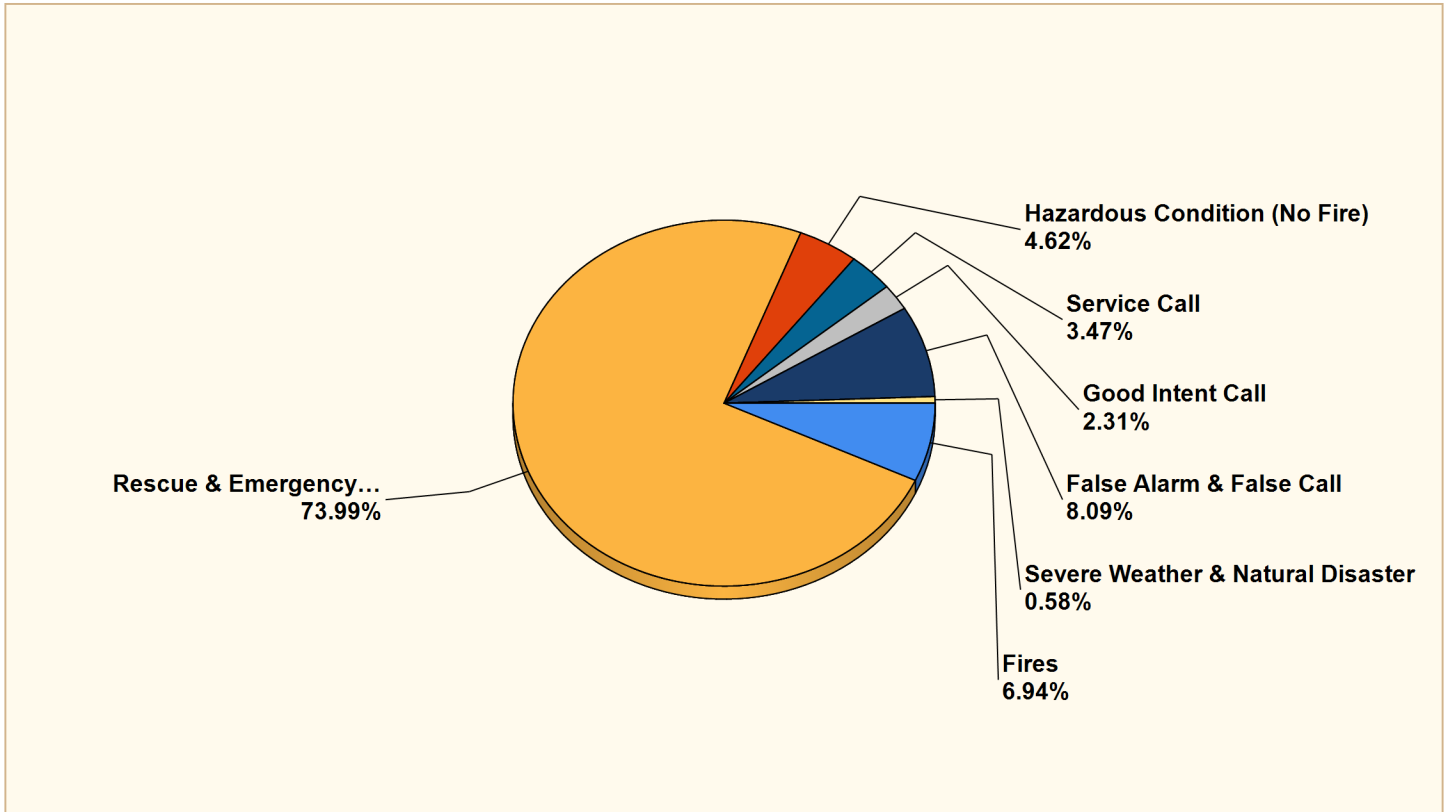
This report was generated on 5/1/2023 8:13:00 AM

CROSSVILLE



## Breakdown by Major Incident Types for Date Range

Zone(s): All Zones | Start Date: 04/01/2023 | End Date: 04/30/2023



MAJOR INCIDENT TYPE	# INCIDENTS	% of TOTAL
Fires	12	6.94%
Rescue & Emergency Medical Service	128	73.99%
Hazardous Condition (No Fire)	8	4.62%
Service Call	6	3.47%
Good Intent Call	4	2.31%
False Alarm & False Call	14	8.09%
Severe Weather & Natural Disaster	1	0.58%
<b>TOTAL</b>	<b>173</b>	<b>100%</b>

Only REVIEWED and/or LOCKED IMPORTED incidents are included. Summary results for a major incident type are not displayed if the count is zero.





### Detailed Breakdown by Incident Type

INCIDENT TYPE	# INCIDENTS	% of TOTAL
111 - Building fire	4	2.31%
113 - Cooking fire, confined to container	2	1.16%
131 - Passenger vehicle fire	1	0.58%
141 - Forest, woods or wildland fire	4	2.31%
151 - Outside rubbish, trash or waste fire	1	0.58%
300 - Rescue, EMS incident, other	1	0.58%
311 - Medical assist, assist EMS crew	3	1.73%
321 - EMS call, excluding vehicle accident with injury	102	58.96%
322 - Motor vehicle accident with injuries	17	9.83%
323 - Motor vehicle/pedestrian accident (MV Ped)	1	0.58%
324 - Motor vehicle accident with no injuries.	4	2.31%
411 - Gasoline or other flammable liquid spill	1	0.58%
412 - Gas leak (natural gas or LPG)	3	1.73%
440 - Electrical wiring/equipment problem, other	1	0.58%
444 - Power line down	1	0.58%
463 - Vehicle accident, general cleanup	1	0.58%
481 - Attempt to burn	1	0.58%
500 - Service Call, other	1	0.58%
531 - Smoke or odor removal	1	0.58%
553 - Public service	1	0.58%
561 - Unauthorized burning	3	1.73%
611 - Dispatched & cancelled en route	3	1.73%
622 - No incident found on arrival at dispatch address	1	0.58%
700 - False alarm or false call, other	2	1.16%
733 - Smoke detector activation due to malfunction	1	0.58%
735 - Alarm system sounded due to malfunction	6	3.47%
743 - Smoke detector activation, no fire - unintentional	1	0.58%
745 - Alarm system activation, no fire - unintentional	4	2.31%
813 - Wind storm, tornado/hurricane assessment	1	0.58%
<b>TOTAL INCIDENTS:</b>	<b>173</b>	<b>100%</b>

Total Burn Permits

203



*Jennifer Hall*

Only REVIEWED and/or LOCKED IMPORTED incidents are included. Summary results for a major incident type are not displayed if the count is zero.



# Crossville Fire Dept.

Crossville, TN

This report was generated on 5/1/2023 8:17:44 AM

CROSSVILLE



## Daily Log Items per Activity Code for Date Range with Personnel

Activity Codes: Water Log - Commercial Water Log | Start Date: 04/01/2023 | End Date: 04/30/2023

## Water Log - Commercial Water Log

START DATE	END DATE	DURATION (hh:mm)	STATION	APPARATUS	PERSONNEL	NOTES
04/03/2023 17:00:00	04/03/2023 17:00:00	0:00	ST1 - CFD Station 1		Hall, Jennifer A	32 WILSON LN 2400 GALLONS OF WATER USED FOR A STRUCTURE FIRE PER 544
04/04/2023 07:23:00	04/04/2023 07:23:00	0:00			Connell , Jeff	Rodgers 3000 gal
04/09/2023 16:33:00	04/09/2023 16:33:00	0:00	ST1 - CFD Station 1		Hall, Jennifer A	Water used for mutual aid with County Fire for structure fire 1000 gallons used. on Sullivan Dr
04/25/2023 09:55:00	04/25/2023 09:55:00	0:00			Smith , Thomas	start 495200 end 495500 Walker Construction 300 gal
						<b>Total Items: 4</b>
						<b>Grand Total Items: 4</b>

Displays all Daily Log Items with personnel list for DATE RANGE and ACTIVITY CODE, grouped by Activity Code



emergencyreporting.com

Doc Id: 1668

Page # 1 of 1

	<b>Consumption</b>	<b>Water loss - flushing</b>	<b>Water loss - leaks</b>	<b>Water loss-fire fighting</b>	<b>Total Internal Use</b>	<b>Unaccounted-for Water</b>	<b>Pumped Water</b>	<b>LOSS %</b>
<b>2022</b>								
January	96,480,200	81,734	1,193,520	26,300	1,301,554	19,108,113	116,889,867	16%
February	85,713,300	90,186	6,599,655	18,800	6,708,641	8,226,759	100,648,700	8%
March	99,417,600	50,686	1,768,173	6,250	1,825,109	7,587,191	108,829,900	7%
April	91,940,100	532,444	1,085,494	29,850	1,647,788	14,340,712	107,928,600	13%
May	92,160,900	272,159	5,094,446	1,450	5,368,055	29,512,045	127,041,000	23%
June	102,704,000	287,416	3,408,224	19,600	3,715,240	27,613,460	134,032,700	21%
July	103,880,600	235,854	5,925,760	18,000	6,179,614	18,664,386	128,724,600	14%
August	97,180,200	79,705	3,369,885	12,700	3,462,291	29,121,510	129,764,000	22%
September	102,751,500	231,605	7,626,998	13,975	7,872,578	10,362,922	120,987,000	9%
October	95,489,200	278,513	2,484,770	318,545	3,081,828	9,971,462	108,542,490	9%
November	95,833,300	412,792	4,738,060	17,350	5,168,202	16,381,098	117,382,600	14%
December	89,122,200	162,695	2,323,086	8,800	2,494,581	35,381,219	126,998,000	28%
<b>2023</b>								
January	97,204,700	1,029,288	158,994	1,350	1,189,632	23,639,568	122,033,900	19%
February	99,352,300	280,135	929,232	53,200	1,262,567	7,113,733	107,728,600	7%
March	81,619,500	593,713	2,016,336	500	2,610,549	36,473,251	120,703,300	30%
April	81,438,000	296,889	851,118	6,700	1,154,707	38,405,193	120,997,900	32%
May								
June								
July								
August								
September								
October								
November								
December								
<b>TOTAL:</b>								
6 mos	544,570,000	2,775,513	11,016,826	87,900	13,880,239	157,394,061	715,844,300	22%
12 mos	1,138,736,400	4,160,766	38,926,909	472,170	43,559,845	282,639,845	1,464,936,090	19%

# Utility Maintenance

Apr-23  
Monthly Report

Locations: 290

Backflows Tested: 31

Grinder Pumps Sold: 5

Preliminary Inspections: 1

Final Inspections: 1

Replacement Pumps 2

Grinder Pumps Repairs 32

<u>Meter:</u>	Turn-Ons	27
	Turn-Offs	26
	Occupant Changes	61
	Reinstates	34
	Checks, Replacement, Repair	10
	Water Taps	11
	Main Line Leaks	2
	Service Repairs	0

Total Water Loss: 302,003gallons

Sewer Taps 9

Sewer Line Repairs 6

Graves 6

<u>Pipe Installed</u>	20' of 3/4" copper
	0 of 1" copper
	48' of 6" PVC
	0 12" PVC
	0 2" PVC
	0 of 4" pvc
	1' of 3/4 PVC
	1' of 1" PVC
	80' of 4" HDPE

### Monthly Summary

Replaced approximate eiy 38 3/4  
water meters due to meter or AMR malfunctioning  
Read meters, Did service orders and customer complaints  
Tested 23 backflows devices  
Finished up installing water and sewer lines at Airport

#### Water leaks repaired:

3836 HWY 127 south  
corner of Birchwood dr. and Camelia dr.

#### Water Taps:

374 Sparta Hwy  
2547 Taylors Chapel Road  
359 Dayton ave.  
87 Dewey dr.  
95 Dewey dr.  
22 Vaughn Drive  
26 Vaughn Drive  
155 Jesse Loop L.8  
131 Jesse Loop  
623 Waterview Drive  
60 Dunn Avenue Irrigation

#### Sewer Taps

374 Sparta HWY  
359 Dayton Ave  
87 Dewey Drive  
95 Dewey Drive  
22 Vaughn Drive  
155 Jesse Loop L.8  
131 Jesse Loop  
623 Waterview Drive  
141 Ramey Road

#### Sewer Line Repairs:

163 Rusty Blue Drive  
Northside Drive at Romo's  
32 Wilson Lane  
Interchange Drive  
Azalia and West Adams  
141 Bobwhite Drive

**Grinder pump finals**

143 Jesse Loop

**Grave Services**

Sherley Wyatt

Calvin James Henry

Joyce Nealon

Gayle Chapman

James Michael Rector (frost)

Mabel McAfee

**Next Months Forecast**

Replace AMR meters & ERTs as needed

Do water & sewer taps & graves

Repair Grinder pumps & cleanings & maint. checks

Test Backflows

Hydrant testing and/or maintenance

finish up west ave. water main lowering for TDOT

CATOOSA DEPARTMENT  
WATER LOST  
APRIL 2023

<b>MASTER PUMPS</b>	<b>WATER PURCHASED</b>		
70-NORTH	11,664,190		
127 HWY	15,312,940		
GENESIS	6,449,500		
62 HWY	0		
<b>TOTAL</b>	<b>33,426,630</b>		
	<b>WATER SOLD</b>		
MASTER PUMP TOTALS	33,426,630		
LESS CUSTOMERS	18,389,100		
LESS 200 ACCOUNTS	4,619,700		
	10,417,830	<b>% of Loss</b>	<b>31%</b>
FIRE DEPARTMENT			
TANK CLEANING & FILLING	-		
METERED FILLING			
METERED FLUSHING	11,249		
UNMETERED FLUSHING	995		
UNMETERED LEAK	833,760		
BILL ADJUSTMENTS			
METERED LEAKS			
BULK SALES			
<b>TOTAL</b>	<b>9,571,826</b>	<b>Total % Loss</b>	<b>29%</b>

# Permits Break Down Report

	City & County Mechanical	City & County Plumbing	City Commercial	City Residential	County Commercial	County Residential	Land Disturbance Permits	Sign	Not Defined	Total Permits	County Fees Paid	City Fees Paid	Total Fees Paid
July 2022	27	30	1	3	1	25	0	0	0	87	\$28,791.00	\$5,597.00	\$34,388.00
August 2022	20	43	4	19	1	29	2	4	0	122	\$40,538.00	\$18,973.00	\$59,511.00
September 2022	33	41	3	9	0	37	2	1	1	127	\$43,071.00	\$9,223.00	\$52,294.00
October 2022	25	22	2	9	1	17	4	0	1	81	\$22,524.00	\$9,329.00	\$31,853.00
November 2022	27	15	1	4	3	13	1	4	1	69	\$22,019.00	\$2,218.00	\$24,237.00
December 2022	37	27	6	6	0	20	3	0	1	100	\$24,622.00	\$12,794.00	\$37,416.00
January 2023	22	35	5	7	5	24	5	4	1	108	\$32,394.00	\$11,748.00	\$44,142.00
February 2023	24	27	2	9	1	18	3	4	0	88	\$22,435.00	\$7,623.00	\$30,058.00
March 2023	25	43	10	18	1	30	10	4	0	141	\$33,793.00	\$32,607.00	\$66,400.00
April 2023	44	36	4	9	4	26	2	0	1	126	\$35,538.00	\$9,112.00	\$44,650.00
<b>Total</b>	<b>284</b>	<b>319</b>	<b>38</b>	<b>93</b>	<b>17</b>	<b>239</b>	<b>32</b>	<b>21</b>	<b>6</b>	<b>1049</b>	<b>\$305,725.00</b>	<b>\$119,224.00</b>	<b>\$424,949.00</b>



## Engineering Projects Report May 4, 2023

Project	Current Status	Dates
<b>TDOT 127 South Utility Relocation</b>	The Contractor has almost completed relocating the City's utilities and is in the process of moving services from the old main lines to the new main lines.	Target Completion Date June 30, 2024
<b>TDOT 127 North Utility Relocation Section 1</b>	The utilities for this project are 85% financially complete as of April 30th. The Contractor continues in testing the waterlines and is moving services over to the new line.	Target Completion Date June 30, 2025
<b>TDOT 127 North Utility Relocation Section 4 (Fentress Cumberland County Line)</b>	The portion of this project that is the City's water utility relocation is complete and a final punch list will be created after the road work is completed.	Target Completion Date August 31, 2026
<b>TDOT 127 North Utility Relocation Section 2</b>	A utility deconfliction meeting was held August 2nd and the City was informed by TDOT that the bid letting will be moved to 2025.	Bid Letting December 8, 2023
<b>TDOT 127 North Utility Relocation Section 3</b>	A utility deconfliction meeting was held August 2nd and the City was informed by TDOT that the bid letting will be moved to 2025.	Bid Letting December 8, 2023
<b>Northwest Connector Phase 3</b>	The utilities for this project are 79% financially complete as of April 30th. The contractor continues to progress with the water and sewer relocation on the west end of the project.	Total Completion Date July 21, 2023 Finish from Genesis To Stout May 31, 2022 Bid Letting 2023
<b>Northwest Connector Phase 2 Downtown Sidewalks</b>	All appraisal work has been completed and the City is in the process of acquiring property. All acquisition documents are complete and TDOT is reviewing the documents.	
<b>Old Lantana Road, County Seat and Southbend Waterline Replacement</b>	The City has reviewed the plans and the Engineer is revising the plans. A construction start date will be established once the easements are acquired.	
<b>Bridges for Trails at Meadow Park Quail Hollow Court</b>	The shop drawings for the bridge have been approved for production. We do not have a delivery date at this time. The Exhibit "A" document required for the sale of the property will be updated when the Airport Layout Plan is updated.	
<b>Main Street and Lantana Traffic Signal Replacement</b>	The Contractor has completed the pole foundations and all underground conduit work. The Contractor will be back in September to set the poles. The current delivery schedule for materials will extend the completion of this project to December of 2023.	Completion date June 5, 2023
<b>Fourth Street and West Avenue Traffic Signal Replacement</b>	The City has received a draft set of ROW plans. A utility coordination meeting is forthcoming. This project has low priorities because the City will not have STP funds to fund construction for three to five years.	
<b>Meadow Park Water Filtration Plant Sewer Project</b>	The Engineer has created the exhibits for the easements. The City is in the process of acquiring the easements.	Schedule will be forthcoming
<b>Raw Water Study (Meadow Park Lake Expansion)</b>	The field work has been completed and the documents have been created containing all of the environmental resources that will be covered by the lake expansion. A meeting with the regulating agencies is forthcoming.	
<b>Airport Obstruction Removal</b>	The Contractor has completed the obstruction clearing. An aerial LIDAR survey will be performed, this month, to verify that all contracted obstructions have been removed.	
<b>Underwood Street Sidewalk</b>	Acquisition documents have been turned over to the City Attorney so that City Staff can negotiate the acquisitions.	
<b>Tulip Drive Sewer Installation Airport ALP</b>	The plans are complete and the City is awaiting the payment of the fees. The operations data collection will be completed at the end of May. The Engineer has submitted an updated schedule which projects this project to be completed in April 2024.	
<b>Industrial Blvd and Highway 127 Intersection Waterline Rehab</b>	The Main Street road bore and end connections is the remaining work for this project.	Completion date June 3, 2023
<b>TDOT SR 1 Highway 70 Bridge Replacement (Sparta Highway) Utility Relocation</b>	We are waiting on the bid letting. All plans and specifications have been delivered to TDOT.	Bid Letting December 9, 2022
<b>TDOT SR 24 Highway 70 North Bridge Replacement Utility Relocation</b>	The Engineer is developing the utility relocation plan. TDOT is working out clearance issues with TVA lines and this project's timeline will grow.	Bid Letting August 19, 2022 DELAYED
<b>CoLinX Fire Pump and Tank System</b>	The line has been capped and the tank and pump have been disconnected from the fire system.	
<b>Little Obed Pedestrian Bridge</b>	The City was not selected for the CDBG grant last year and the City is reapplying.	
<b>Meadow Park Water Filtration Transfer Pumps</b>	All work is complete. The contractor must perform a balancing test on the three pumps.	
<b>Airport PAPI Replacement</b>	The lights are in working order and we are awaiting an FAA flight check and final clean up.	Completion date December 14, 2022
<b>High Mast Light Replacement on Peavine Interchange</b>	All work has been completed and a final close out change order will be on the June meeting agenda.	
<b>Meadow Park Kayak Launch</b>	The Contractor has started the installation.	
<b>Site Construction for Airport Box Hangars Truck Route</b>	The permit has been modified to contain coverage for the 80 x 80 Hangar and the 4 60 x 60 hangars. The Street Department will be starting the 80 x 80 pad next week. The Engineering firm is developing a contract and schedule for the City's approval.	
<b>Hilltoppers Paved Trail Extension</b>	The paving has been awarded along with the parking lot seal coating. A notice of award has been delivered to the contractor.	
<b>Airport Terminal Building</b>	A contractor has been selected and we are awaiting final grant approval before the contract is executed.	
<b>TDOT West Avenue Drainage Repair and Paving</b>	TDOT's contractor has paved this section of West Avenue. TDOT has set a storm junction box on the shoulder of Tenth Street. City Crews have connected the junction box to the City's storm sewer. City Crews have installed valves on the water lines in the area of the intersection and await on TDOT to acquire an environmental permit to install a 54 inch concrete culvert across West Avenue. The new asphalt will be cut, once the permit has been acquired, and the culvert will be extended across West Avenue. City crews will also perform waterline work in the new asphalt at this time. This will not occur until the permit is acquired by TDOT.	
<b>Palace Theater Knee Wall Repair and Roof Upgrades.</b>	The wall repair is complete and the roofing contractor is 30% complete.	
<b>Ramey Road Sewer Extension City Hall Roof Upgrade</b>	The plans have been approved by TDEC and two easements are being acquired. The contractor has performed a pull test and should be starting the project in the next 30 days.	
<b>Demolition and removal of Buildings on Ford Property</b>	The asbestos survey has been completed and the removal of the asbestos from the survey building and the McGinnis building will be advertised in June.	
<b>Interchange Box Culvert Replacement</b>	The box culvert has been ordered. A pre construction meeting will be held with the installation contractor this week.	
<b>Private Developments</b>		
<b>The Gardens Phase 8 Plat 3</b>	All roads, water and sewer are complete. The stormwater retention structures have not been completed and the City is holding a financial guarantee for this work.	
<b>The Gardens Phase 8 Plat 4</b>	The Final Plat has been approved by the Planning Commission. All utilities have been approved. Work has not started on the road.	
<b>Sky View Meadow Subdivision Phase 2</b>	All roads, water and sewer are complete. The stormwater retention structures have not been completed and the City is holding a financial guarantee for this work.	

## **Airport Committee Meeting Report from FBO: May 1, 2023**

March Fuel Flow: 7,391 gallons  
Avgas: 3,502 gallons  
Jet A: 3,889 gallons

April Fuel Flow: 5687 Gallons  
Avgas: 3035 gallons  
Jet A: 2652 gallons

Last April Fuel Flow: 13,978 gallons  
Avgas: 2850 gallons  
Jet A: 11,128 gallons

Fuel sales were very slow in April. The downturn is in Jet fuel sales. Analyzing the year over year drop, last April we had significant Jet traffic in CSV. Also our main based jet customer was busier last year with both airplanes. I am not sure yet if there is a trend or the drop in fuel sales is an anomaly. We will watch it closely. Our prices are in-line with the market so I don't believe pricing is the issue.

We flew 150 hours in Crossville for flight training, up over down 30% from March. As we near the end of the two-year contract with the CCHS flying will drop off after the contract funds have been used up. Our overall flying across all locations remains strong with the demand for new pilots nationwide.

The maintenance shop remains busy. We are continuing to build our capabilities in maintenance to support general aviation aircraft. The demand for high quality maintenance exceeds the capabilities of the maintenance facilities in our area so we expect continued growth in maintenance. We are working on a contract to provide maintenance for a large flight school in the Nashville area that is now owned by friends of Azure. That will significantly impact the volume of maintenance.

We are planning on beginning construction on at least two 60 by 60 hangars this summer. That will leave two additional lots for a next phase when demand is there. Additional hangar capacity at Crossville is needed and will bring more fuel sales and maintenance to the airport.

6 Months interest in December and May  
Principal payment in May

			11/30/2021	Due May		6/30/2022
	PAY	INT	LOAN	PRINCIPAL	INTEREST	LOAN
	OUT	RATE	BALANCE	PAYMENT	PAYMENT	BALANCE
GENERAL FUND						
				May-22		
E-911	2024	Variable	\$ 193,000	\$ 63,000	\$ 5,800	\$ 130,000
2020 Series A1 Bonds	2037	4.00%	\$ 3,965,000	\$ 60,000	\$ 50,727	\$ 3,905,000
2020 Series B Bonds	2028	4.27%	\$ 1,915,000	\$ 265,000	\$ 12,046	\$ 1,650,000
2020 Series A2 Bonds	2037	3.00%	\$ 1,165,000	\$ 60,000	\$ 15,112	\$ 1,105,000
			\$ -	\$ -	\$ -	\$ -
			<u>\$ 7,238,000</u>	<u>\$ 448,000</u>	<u>\$ 83,685</u>	<u>\$ 6,790,000</u>
Water & Sewer Fund						
2020 Series C Bonds	2050	4.00%	\$ 29,905,000	\$ 545,000	\$ 703,766	\$ 29,360,000
Catoosa's Share			\$ (5,821,326)	\$ (106,090)	\$ (136,995)	\$ (5,715,236)
			\$ 24,083,674	\$ 438,910	\$ 566,771	\$ 23,644,764
2020 Series D Bonds	2027	4.19%	\$ 1,230,000	\$ 200,000	\$ 12,140	\$ 1,030,000
			<u>\$ 25,313,674</u>	<u>\$ 638,910</u>	<u>\$ 578,911</u>	<u>\$ 24,674,764</u>
CATOOSA						
2020 Series C Bonds	2050	4.00%	\$ 5,821,326	\$ 106,090	\$ 136,995	\$ 5,715,236
5/20/2021 RUD Plateau tank 40 yrs	2061	1.75	\$ 888,717	\$ 15,544	\$ 15,428	\$ 873,173
			<u>\$ 6,710,043</u>	<u>\$ 121,634</u>	<u>\$ 152,423</u>	<u>\$ 6,588,409</u>
<b>TOTALS (WATER &amp; SEWER FUND)</b>			<u><b>\$ 32,023,717</b></u>	<u><b>\$ 760,544</b></u>	<u><b>\$ 731,334</b></u>	<u><b>\$ 31,263,173</b></u>
					<u>TOTAL</u>	\$ 38,053,173

CITY OF CROSSVILLE  
CURRENT GRANTS/PROJECTS

GENERAL FUND

Grant Agency	Project	Amount			Money	Money	To Be
		Grant	Local	Total	Spent	Received	Received
<b>AWARDED:</b>							
Dept. of Justice	Bulletproof vests	\$ 36,781.44	\$ 36,781.44	\$ 73,562.88	\$ 63,732.12	\$ 36,793.78	
Dept. of Justice	Body Worn Cameras	\$43,000	\$ 43,000.00	\$ 86,000.00	\$ 117,082.94	\$ 43,000.00	
THSO Alcohol Saturation/Checkpoint Grant	Alcohol Saturation-2022	\$ 20,000.00	\$ -	\$ 20,000.00			
HIDTA	Drug Task Force Overtime	\$ 18,000.00	\$ -	\$ 18,000.00			
TDOT-Aeronautics	Airport Layout Plan	\$ 190,000.00	\$ 10,000.00	\$ 200,000.00	\$ 28,492.59	\$ 19,601.36	
TDOT-Aeronautics	Airport Lighting Rehab	\$ 153,395.00	\$ 1,835.00	\$ 155,230.00	\$ 125,953.15	\$ 120,947.15	\$ 3,171.00
TDOT-TAP	Downtown Sidewalks/Lights	\$ 1,299,651.36	\$ 324,912.84	\$ 1,624,564.20			
TDOT-Surface Trans	Northwest Connector 3	\$ 1,046,137.00	\$ 251,534.00		\$ 1,266,575.21	\$ 1,013,260.17	
TDOT-Surface Trans	Northwest Connector 2	\$ 458,648.00	\$ 114,662.00	\$ 573,310.00	\$ 237,226.03	\$ 189,780.82	
TDOT-Aeronautics	Obstruction Clearing	\$ 122,000.00		\$ 122,000.00			
TDOT-Aeronautics	Obstruction Clearing	\$ 230,850.00		\$ 230,850.00	\$ 27,500.00		\$ 27,500.00
TDOT-Aeronautics	Obstruction Clearing	\$ 247,650.00		\$ 247,650.00			
TDOT-Aeronautics	Design Terminal Renovations	\$ 78,940.00	\$ 3,160.00	\$ 82,100.00	\$ 21,621.81	\$ 21,621.81	
TDOT-Aeronautics	Operations Counting System	\$ 32,300.00	\$ 1,700.00	\$ 34,000.00	\$ 10,022.67	\$ 8,322.67	
TDOT-Aeronautics	ARPA	\$ 3,494,987.87	\$ -	\$ -	\$ 348,747.68	\$ 3,494,987.87	
TDOT-Aeronautics	Airport Maintenance 22-23	\$ 15,000.00	\$ -	\$ -	\$ 9,934.01	\$ 5,174.64	\$ 4,262.67
TDOT-Aeronautics	ACRGP	\$ 9,000.00	\$ -	\$ 9,000.00	\$ 9,000.00	\$ 9,000.00	
TDOT-Aeronautics	ARPA-Airport	\$ 22,000.00		\$ 22,000.00	\$ 18,087.71	\$ 18,087.71	
<b>TOTALS</b>		<b>\$ 7,472,340.67</b>	<b>\$ 782,725.28</b>	<b>\$ 2,750,667.08</b>			