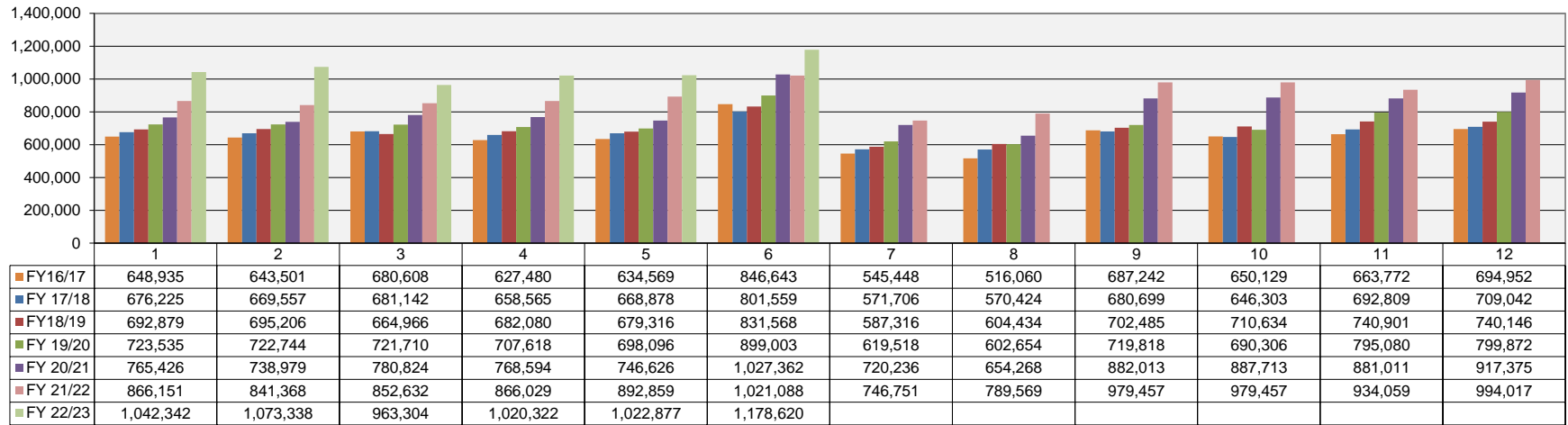
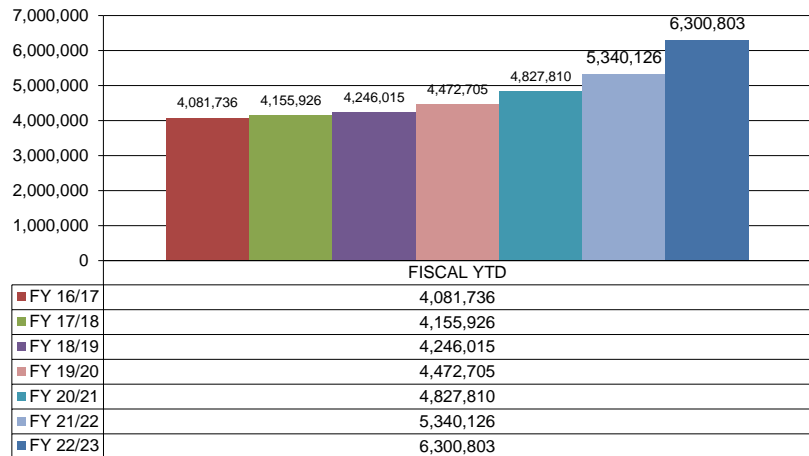


Sales Tax

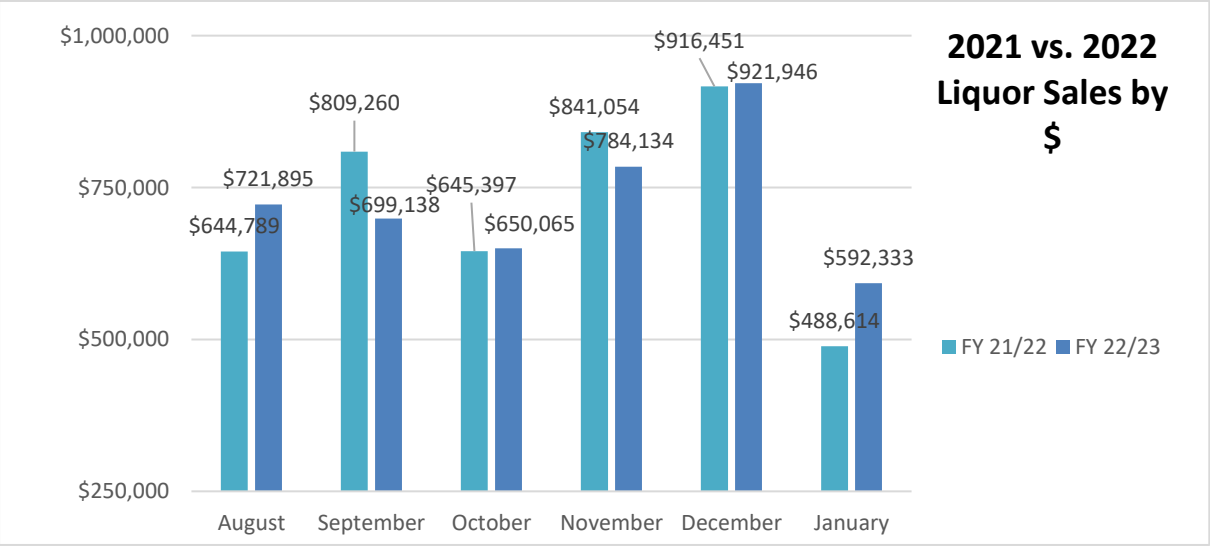
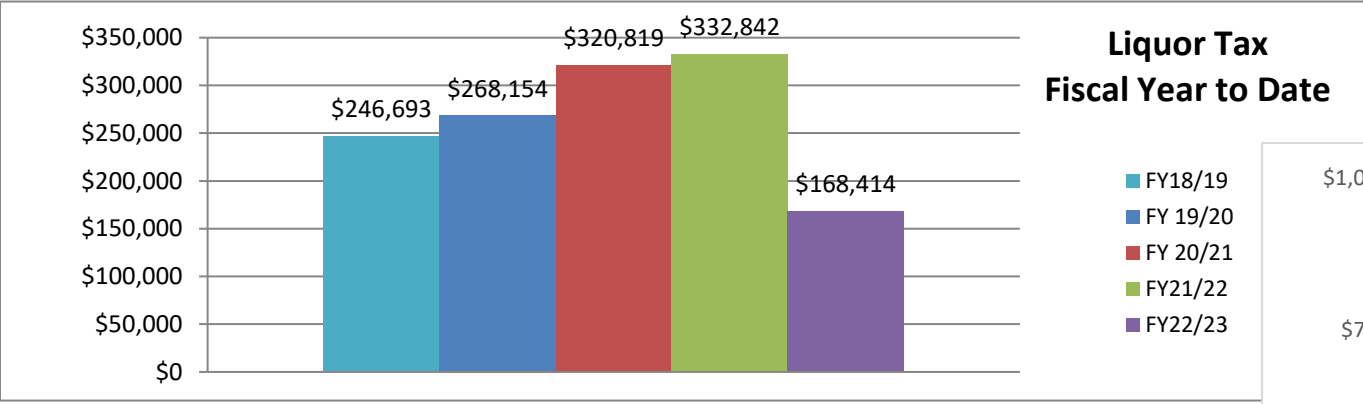
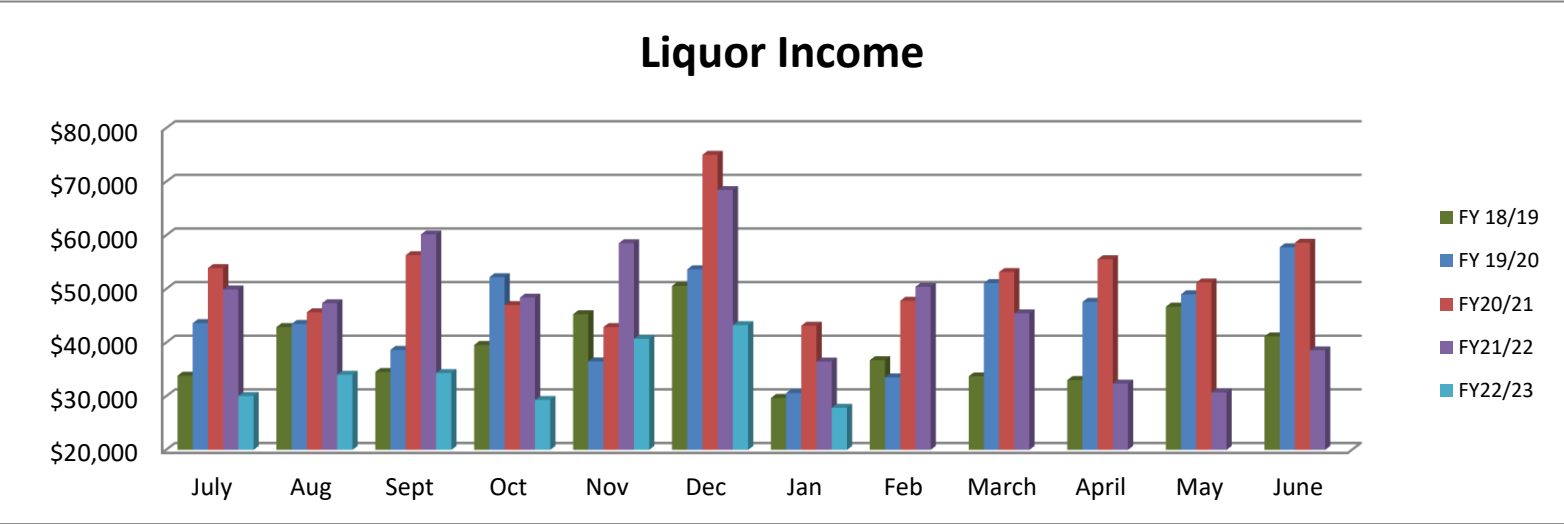


Sales Tax Revenue Year-to-Date

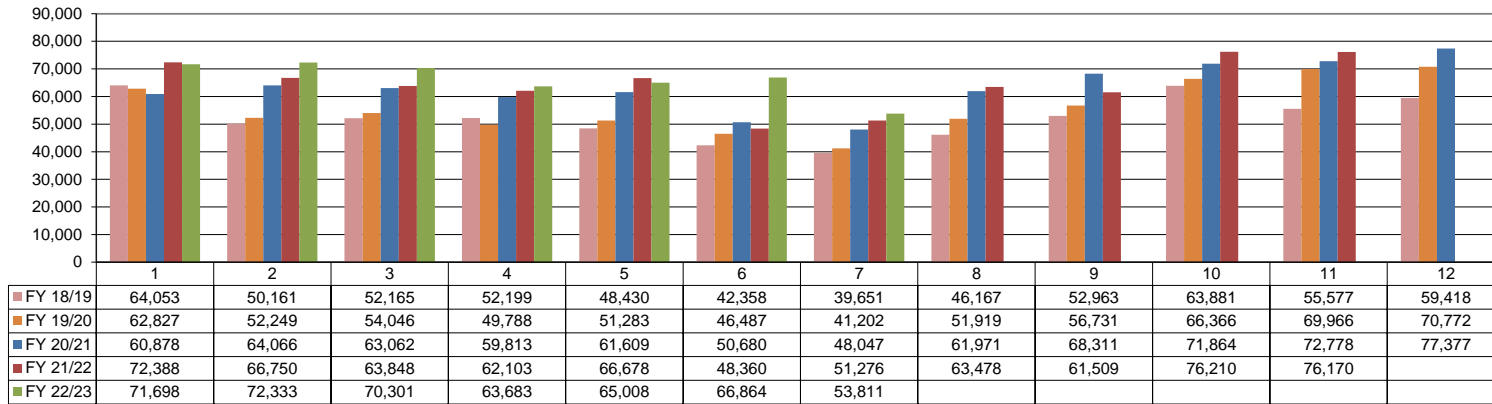


*COLLECTIONS IN THE CITY OF CROSSVILLE		\$	2,399,320.07
State of TN Cost of Administration	1.125%	\$	26,992.35
Net Collections (sent to Trustee's office)		\$	2,372,327.72
Local Option Out of State Distribution		\$	8,634.86
Trustee of Cumberland County	1%	\$	23,723.28
Net To Be Distributed		\$	2,357,239.30
CITY OF CROSSVILLE SPLIT			
Check to City of Crossville		\$	1,178,619.65
Check to Cumberland County Board of Education		\$	1,178,619.65

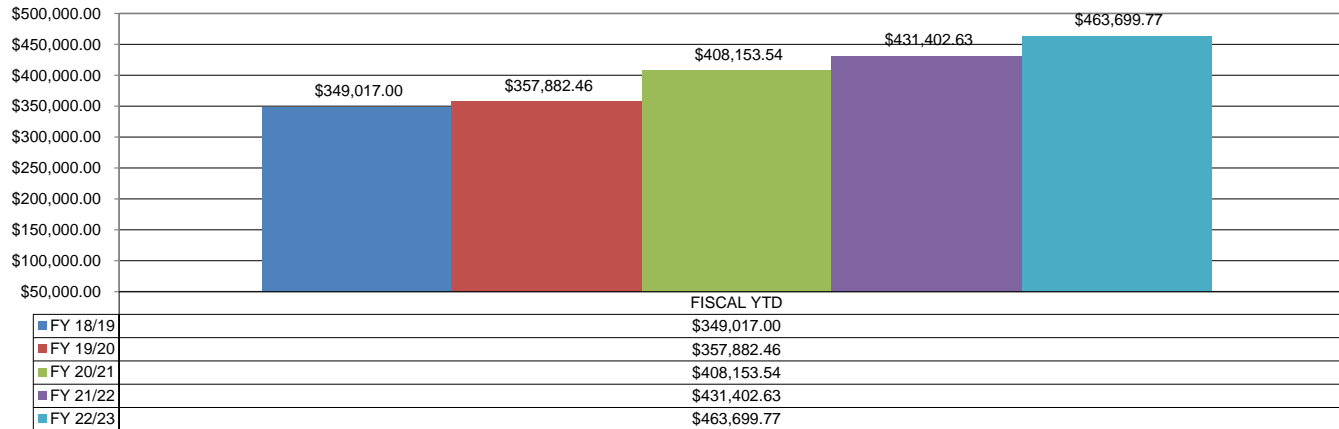
*Totals reported in February but actually collected in December

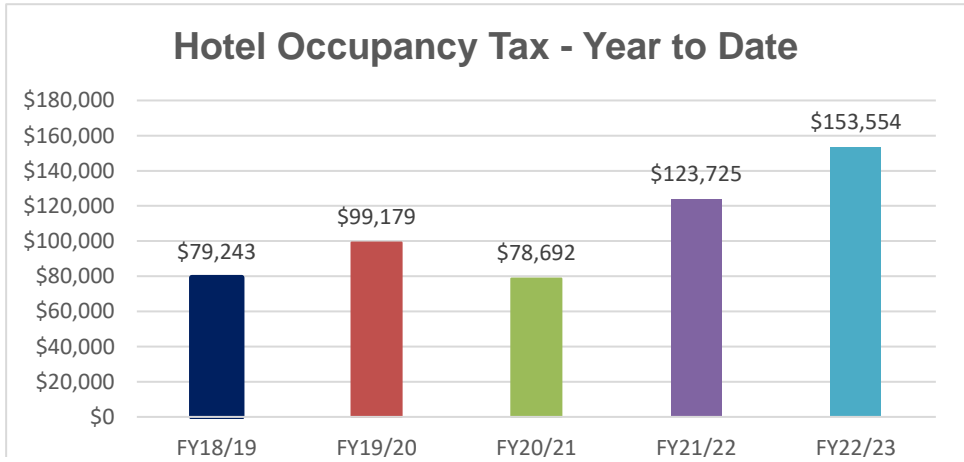
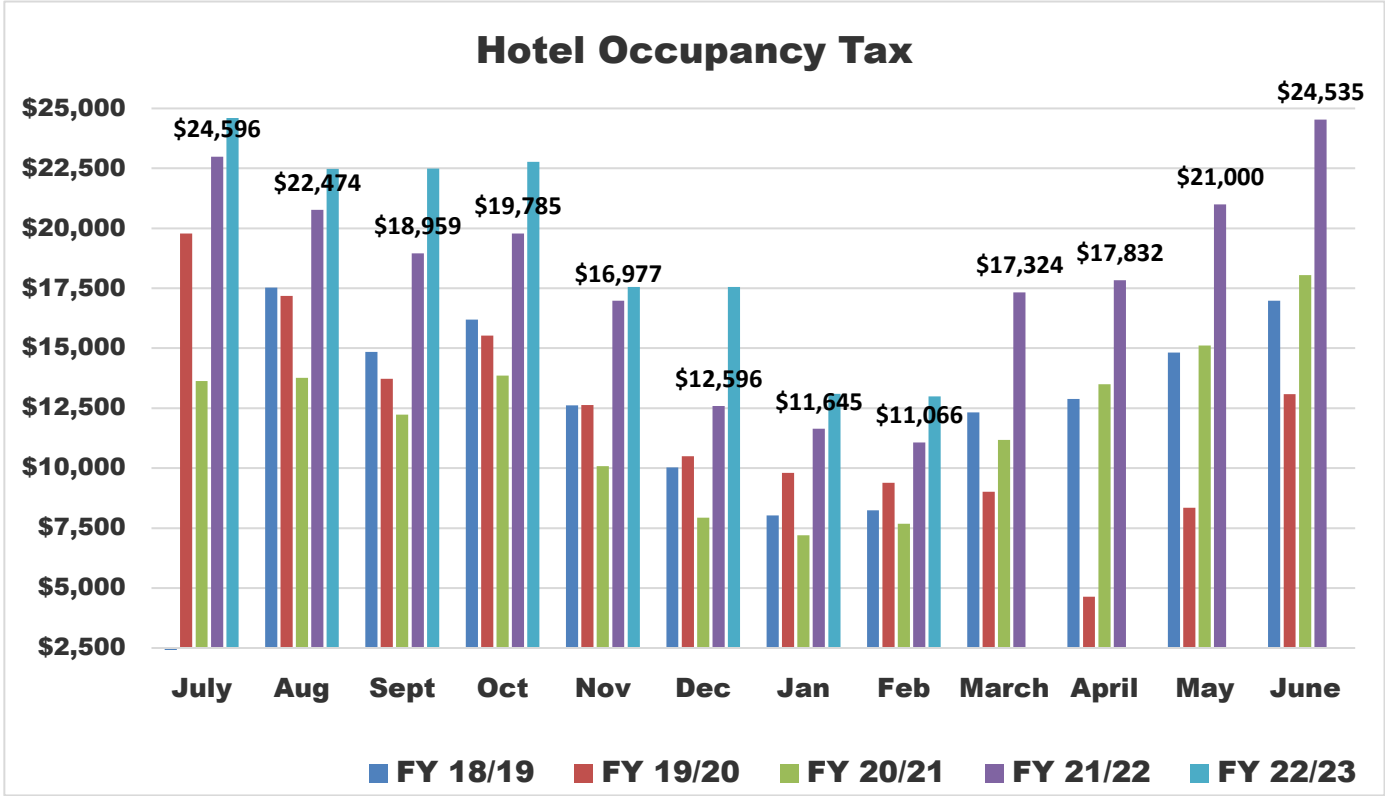


Wholesale Beer Tax



Wholesale Beer Tax Revenue Year To Date





Monthly Stats
February 2023

CITATIONS		OFFENSES		ARRESTS	
Ran Stop Sign	2	Burglary	5	Shoplifting	10
Speeding	5	Theft from Building	2	Assault	8
Seatbelt Violation	7	Theft from Vehicle	1	Domestic Assault	2
Failure to Yield	1	Theft of Vehicle Parts	3	Drug Violation	11
Ran Traffic Light	6	Theft All Other	3	Drug Equipment	9
Illegan Turn	1	Fraud	3	Weapons Law Violation	5
Registration Violation	4	Forgery	1	Vandalism	1
Light Law Violation	5	Shoplifting	2	DUI	3
Following Too Close	2	Assault	1	Viol. Implied Consent	1
Improper Use of Lane	1	Viol OP/Bond Conditions	1	Disorderly Conduct	3
Insurance Violation	11	Lost Property	2	Resist/Evading Arrest	5
Due Care	1	Domestic Assault	1	DOR/DOS/No DL	10
Texting while Driving	2	Death	1	Hit & Run	2
Discharging a Firearm	1	Rape	1	Public Intoxication	8
in City		Embezzlement	1	Criminal Trespass	3
		Dog Bite	1	Tampering with Evidence	1
		Counterfeit	1	Reckless Driving	1
		Vandalism	2	Misuse of 911	1
		Intimidation	3	Assault on Officer	1
		Identity Theft	1	Criminal Impersonation	1
		Suicide	1	Warrant	20
		Recovery	1		
		Sex Offender Violation	1		
		Robbery	1		
		Stalking	1		
		Overdose	1		
		Unwanted Observation	1		
TOTAL	49	TOTAL	43	TOTAL	106
SPEED WARNINGS	0	JUVENILE ARRESTS		TOTAL CALLS	1659
WARNINGS	2	Assault	12	ANIMAL CONTROL CALLS	23
JUVENILE CITATIONS		Vaping Violation	4	ACCIDENTS	
Insurance Violation	1	Vandalism	2	Fatality	0
		Disorderly Conduct	2	With Injury	3
		Weapons Law Violation	3	Without Injury	31
		Evading/Resisting	1	Minor	49
TOTAL	1	TOTAL	24	TOTAL	83

* Assisted with the City of Crossville car auction on February 25th.



CROSSVILLE POLICE DEPARTMENT

STAT COMPARISONS

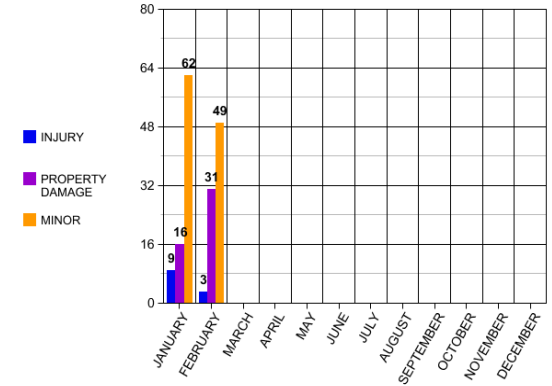
FEB 2023 TOTAL CALLS - 1,659

JAN 2,042 YEAR TO DATE - 3,701

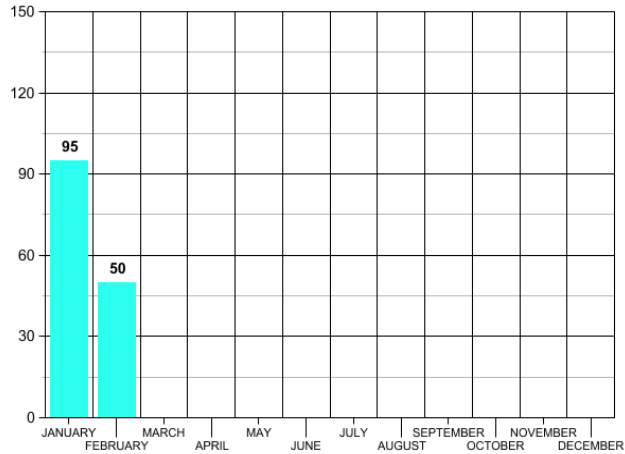
SPECIAL EVENTS

CAR AUCTION

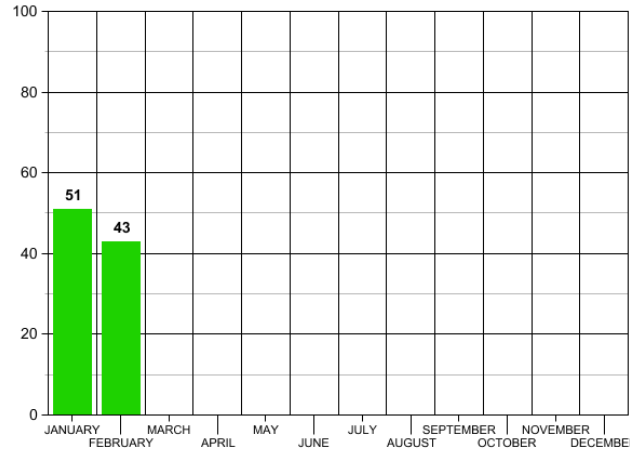
TOTAL MONTHLY ACCIDENTS



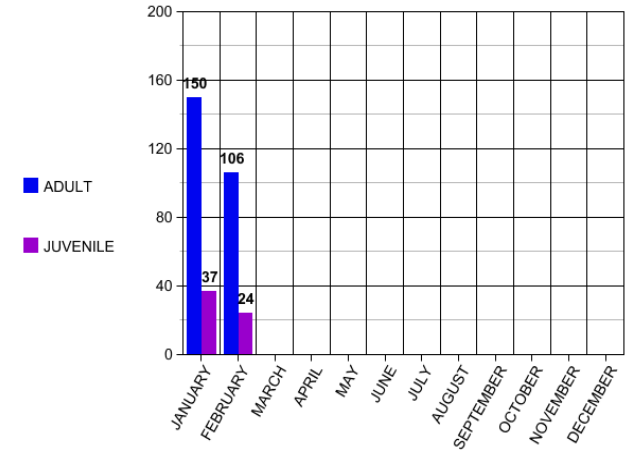
TOTAL MONTHLY CITATIONS



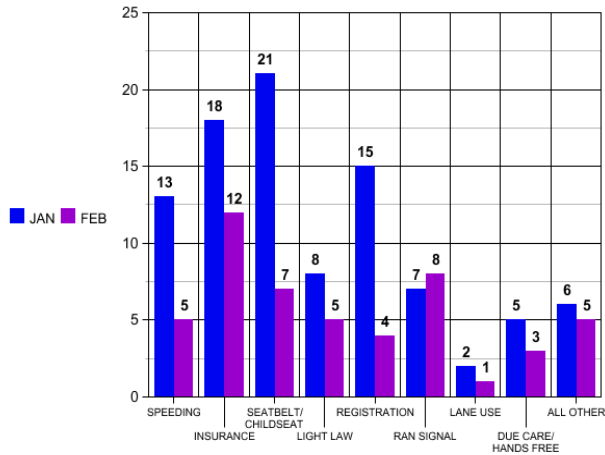
TOTAL MONTHLY OFFENSES



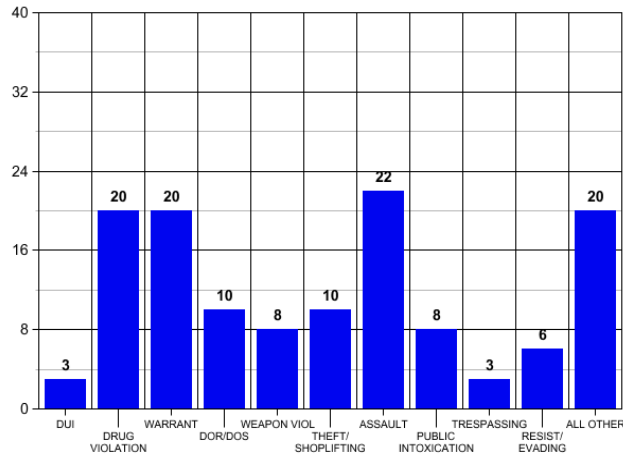
TOTAL MONTHLY ARREST



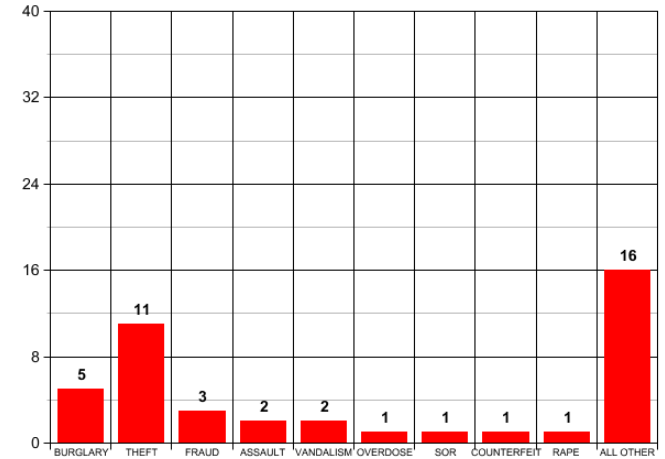
PREVIOUS MONTH CITATION COMPARISON



ARREST BY CATEGORY



OFFENSE BY CATEGORY



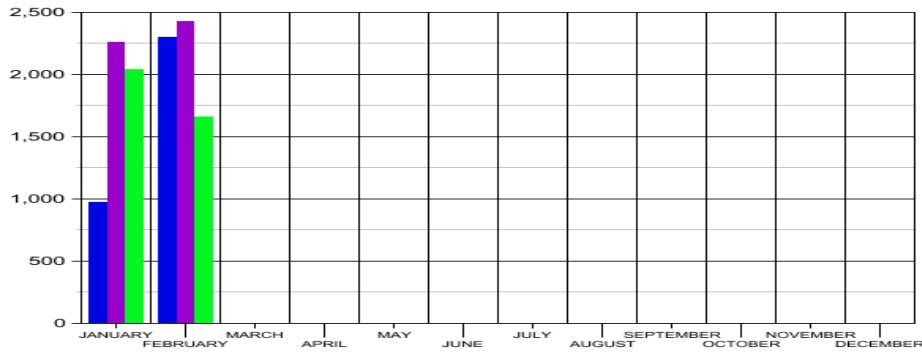


CROSSVILLE POLICE DEPARTMENT STAT COMPARISONS

YEAR TO YEAR— JAN 2023

■ ■ ■
2021 **2022** **2023**

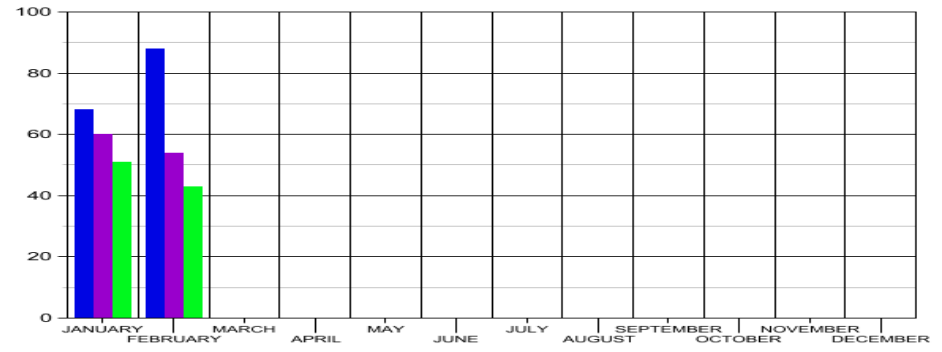
TOTAL CALLS



CALLS

2021—3,277 2022—4,686 2023—3,701

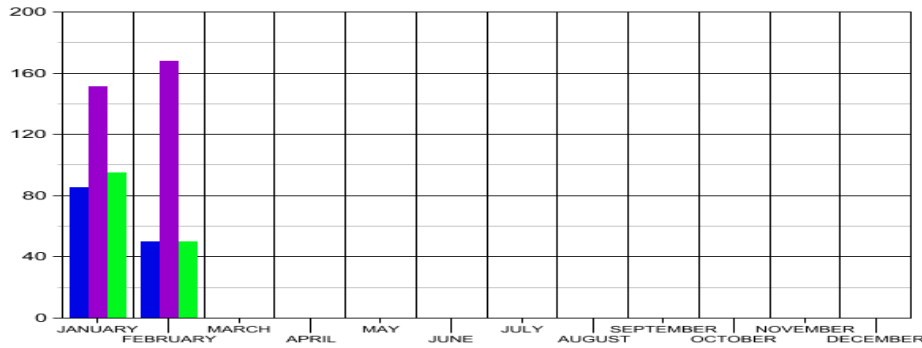
TOTAL OFFENSES



OFFENSES

2021—156 2022—114 2023—94

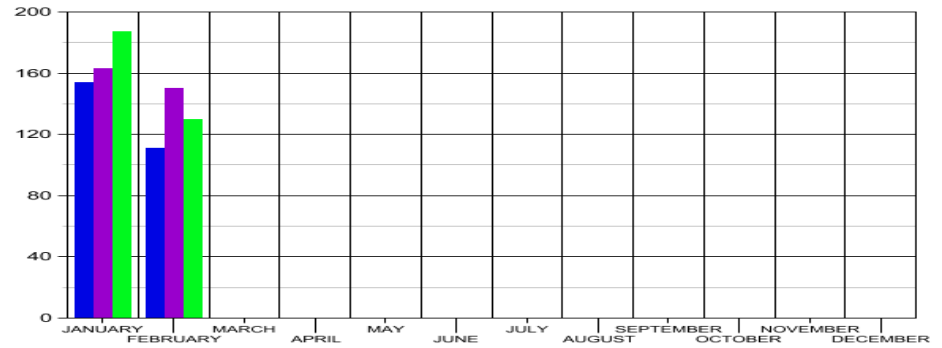
TOTAL CITATIONS



CITATIONS

2021—135 2022—319 2023—145

TOTAL ARREST



ARREST

2021—265 2022—313 2023—317

Crossville Fire Dept.

Crossville, TN

This report was generated on 3/6/2023 9:31:43 AM

CROSSVILLE



Daily Log Items per Activity Code for Date Range with Personnel

Activity Codes: Water Log - Commercial Water Log | Start Date: 02/01/2023 | End Date: 02/28/2023

Water Log - Commercial Water Log

START DATE	END DATE	DURATION (hh:mm)	STATION	APPARATUS	PERSONNEL	NOTES
02/12/2023 08:41:00	02/12/2023 08:41:00	0:00	ST1 - CFD Station 1		Hall, Jennifer A	50,000 gallons of water used at Crossville Hardwoods 656 Interstate Dr per 540
02/13/2023 08:43:00	02/13/2023 08:43:00	0:00	ST1 - CFD Station 1		Hall, Jennifer A	3,000 gallons used at Blush Salon 142 Woodmere Mall
02/14/2023 08:00:00	02/14/2023 08:00:00	0:00	ST1 - CFD Station 1		Hall, Jennifer A	200 gallons water used at 680 Spruce Loop for vehicle fire
						Total Items: 3
						Grand Total Items: 3

Displays all Daily Log Items with personnel list for DATE RANGE and ACTIVITY CODE, grouped by Activity Code



emergencyreporting.com

Doc Id: 1668

Page # 1 of 1

Crossville Fire Dept.

Crossville, TN

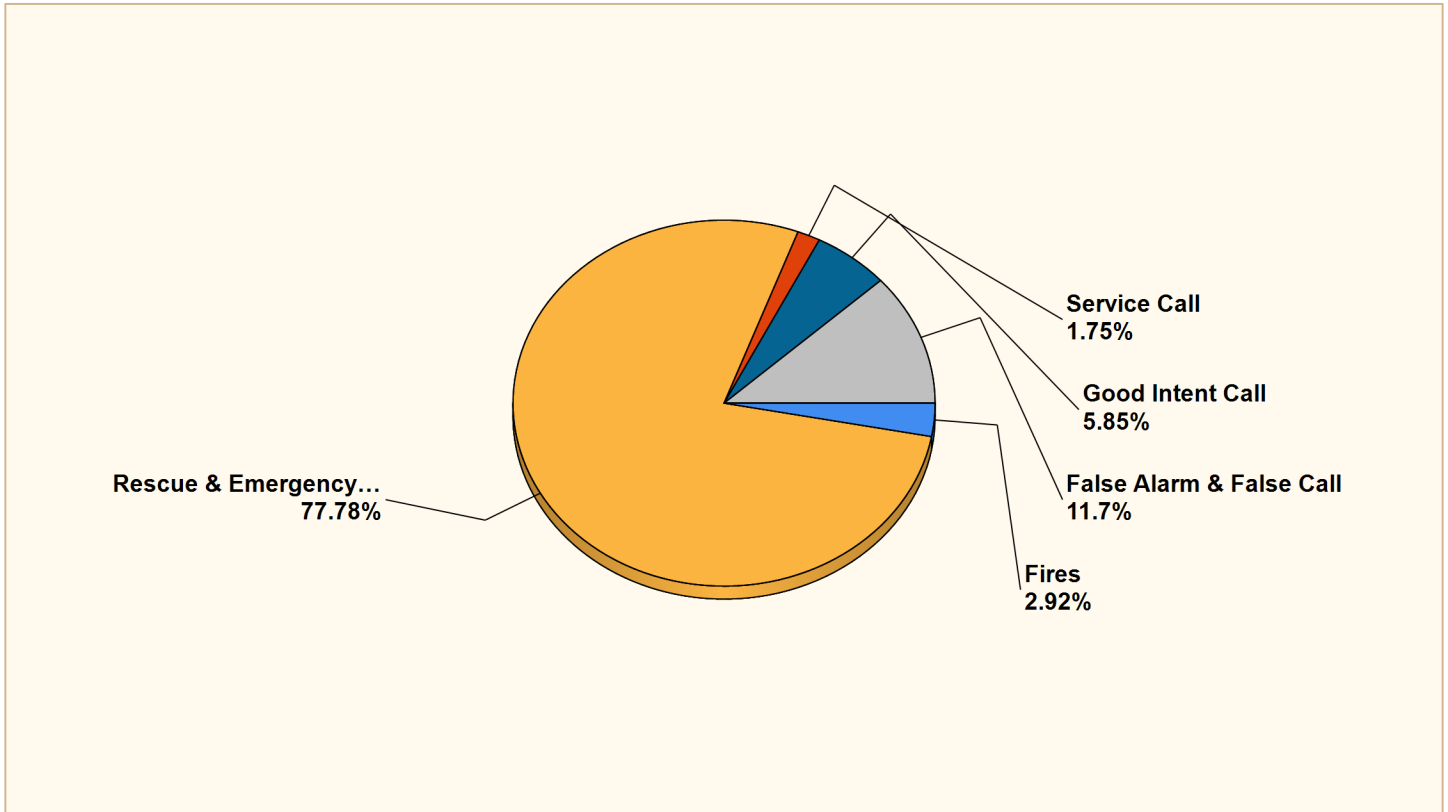
This report was generated on 3/6/2023 9:18:45 AM

CROSSVILLE



Breakdown by Major Incident Types for Date Range

Zone(s): All Zones | Start Date: 02/01/2023 | End Date: 02/28/2023



MAJOR INCIDENT TYPE	# INCIDENTS	% of TOTAL
Fires	5	2.92%
Rescue & Emergency Medical Service	133	77.78%
Service Call	3	1.75%
Good Intent Call	10	5.85%
False Alarm & False Call	20	11.7%
TOTAL	171	100%

Only REVIEWED and/or LOCKED IMPORTED incidents are included. Summary results for a major incident type are not displayed if the count is zero.



Detailed Breakdown by Incident Type

INCIDENT TYPE	# INCIDENTS	% of TOTAL
111 - Building fire	1	0.58%
131 - Passenger vehicle fire	1	0.58%
141 - Forest, woods or wildland fire	1	0.58%
151 - Outside rubbish, trash or waste fire	2	1.17%
311 - Medical assist, assist EMS crew	13	7.6%
320 - Emergency medical service, other	1	0.58%
321 - EMS call, excluding vehicle accident with injury	104	60.82%
322 - Motor vehicle accident with injuries	10	5.85%
324 - Motor vehicle accident with no injuries.	5	2.92%
551 - Assist police or other governmental agency	2	1.17%
554 - Assist invalid	1	0.58%
600 - Good intent call, other	1	0.58%
611 - Dispatched & cancelled en route	7	4.09%
651 - Smoke scare, odor of smoke	2	1.17%
700 - False alarm or false call, other	6	3.51%
732 - Extinguishing system activation due to malfunction	1	0.58%
735 - Alarm system sounded due to malfunction	1	0.58%
736 - CO detector activation due to malfunction	2	1.17%
740 - Unintentional transmission of alarm, other	1	0.58%
743 - Smoke detector activation, no fire - unintentional	2	1.17%
745 - Alarm system activation, no fire - unintentional	7	4.09%
TOTAL INCIDENTS:	171	100%

TOTAL BURN PERMITS FOR FEBUARY

102



Jennifer Hall

Only REVIEWED and/or LOCKED IMPORTED incidents are included. Summary results for a major incident type are not displayed if the count is zero.



	Consumption	Water loss - flushing	Water loss - leaks	Water loss-fire fighting	Total Internal Use	Unaccounted-for Water	Pumped Water	LOSS %
2022								
January	96,480,200	81,734	1,193,520	26,300	1,301,554	19,108,113	116,889,867	16%
February	85,713,300	90,186	6,599,655	18,800	6,708,641	8,226,759	100,648,700	8%
March	99,417,600	50,686	1,768,173	6,250	1,825,109	7,587,191	108,829,900	7%
April	91,940,100	532,444	1,085,494	29,850	1,647,788	14,340,712	107,928,600	13%
May	92,160,900	272,159	5,094,446	1,450	5,368,055	29,512,045	127,041,000	23%
June	102,704,000	287,416	3,408,224	19,600	3,715,240	27,613,460	134,032,700	21%
July	103,880,600	235,854	5,925,760	18,000	6,179,614	18,664,386	128,724,600	14%
August	97,180,200	79,705	3,369,885	12,700	3,462,291	29,121,510	129,764,000	22%
September	102,751,500	231,605	7,626,998	13,975	7,872,578	10,362,922	120,987,000	9%
October	95,489,200	278,513	2,484,770	318,545	3,081,828	9,971,462	108,542,490	9%
November	95,833,300	412,792	4,738,060	17,350	5,168,202	16,381,098	117,382,600	14%
December	89,122,200	162,695	2,323,086	8,800	2,494,581	35,381,219	126,998,000	28%
2023								
January	97,204,700	1,029,288	158,994	1,350	1,189,632	23,639,568	122,033,900	19%
February	99,352,300	280,135	929,232	53,200	1,262,567	7,113,733	107,728,600	7%
March								
April								
May								
June								
July								
August								
September								
October								
November								
December								
TOTAL:								
6 mos	579,753,200	2,395,029	18,261,140	413,220	21,069,389	102,850,001	703,672,590	15%
12 mos	1,167,036,600	3,853,294	38,913,122	501,070	43,267,486	229,689,304	1,439,993,390	16%

Utility Maintenance

Feb-23
Monthly Report

<u>Locations:</u>	296
<u>Backflows Tested:</u>	37
<u>Grinder Pumps Sold:</u>	1
<u>Preliminary Inspections:</u>	1
<u>Final Inspections:</u>	6
<u>Replacement Pumps</u>	4
<u>Grinder Pumps Repairs</u>	13
<u>Meter:</u> Turn-Ons	10
Turn-Offs	13
Occupant Changes	53
Reinstates	37
Checks, Replacement, Repair	21
Water Taps	4
Main Line Leaks	3
Service Repairs	1
<u>Total Water Loss:</u>	521,519.4 gallons
<u>Sewer Taps</u>	3
<u>Sewer Line Repairs</u>	2
<u>Graves</u>	10
<u>Pipe Installed</u>	72' of 3/4" copper
	0 of 1" copper
	0 of 6" PVC
	0 12" PVC
	4' 2" PVC
	0' of 4" pvc

Monthly Summary

Replaced approximate ely 7 3/4
water meters due to meter or AMR malfunctioning

Read meters, Did service orders and customer complaints
Tested 37 backflows devices

Water leaks repaired:

2052 North Main Street
150 Stanley Street
661 Dillon Street
3922 Hwy. 127 South

Water Taps:

45 Dunbar Avenue 103
200 Thompson Lane
616 Dorton Road
293 Lincoln Street

Sewer Taps

55 Bob Tollett Loop
242 Valley Lane
616 Dorton Road

Sewer Line Repairs:

1720 West Avenue
Interchange dr.

Grinder pump finals

56 Skyview Meadow Dr.
2831 Cook Road
2819 Cook Road
387 Wells Road
563 Tn. Avenue
2843 Cook Road

Grave Services

Dennis Roy Davis
Louis E Smith
Benjamin Burton
Milton Robert Gaedt Jr.
Harry J. Orr
Margie Sutton

Sue Ann True
Jefferson Burnett
Eva Jean Scott
Francisco Cruz

Next Months Forecast

Replace AMR meters & ERTs as needed
Do water & sewer taps & graves
Repair Grinder pumps & cleanings & maint. checks
Test Backflows
Hydrant testing and/or maintenance
finish up west ave. water main lowering for TDOT
Finish up 6" water line at the Airport
Install Grinder Pump Tank and Line at Airport

CATOOSA DEPARTMENT
WATER LOST
FEBRUARY 2023

MASTER PUMPS	WATER PURCHASED		
70-NORTH	11,898,190		
127 HWY	14,317,110		
GENESIS	6,199,900		
62 HWY	0		
TOTAL	32,415,200		
	WATER SOLD		
MASTER PUMP TOTALS	32,415,200		
LESS CUSTOMERS	17,779,200		
LESS 200 ACCOUNTS	4,959,200		
	9,676,800	% of Loss	30%
FIRE DEPARTMENT			
TANK CLEANING & FILLING	-		
METERED FILLING			
METERED FLUSHING	51,943		
UNMETERED FLUSHING	205		
UNMETERED LEAK	635,700		
BILL ADJUSTMENTS			
METERED LEAKS			
BULK SALES			
TOTAL	8,988,952	Total % Loss	28%

Permits Break Down Report

	City & County Mechanical	City & County Plumbing	City Commercial	City Residential	County Commercial	County Residential	Land Disturbance Permits	Not Defined	Total Permits	County Fees Paid	City Fees Paid	Total Fees Paid
July 2022	27	30	0	3	1	26	0	1	88	\$29,797.00	\$5,437.00	\$35,394.00
August 2022	20	43	4	19	1	29	2	4	122	\$40,538.00	\$18,973.00	\$59,511.00
September 2022	33	41	3	9	0	37	2	2	127	\$43,071.00	\$9,223.00	\$52,294.00
October 2022	25	22	2	9	1	17	4	1	81	\$22,524.00	\$9,329.00	\$31,853.00
November 2022	27	15	1	4	3	13	1	5	69	\$22,019.00	\$2,218.00	\$24,237.00
December 2022	37	27	5	6	0	20	3	2	100	\$24,622.00	\$12,286.00	\$37,416.00
January 2023	22	35	5	7	5	24	5	5	108	\$32,394.00	\$11,748.00	\$44,142.00
February 2023	24	28	2	10	1	18	4	4	91	\$22,435.00	\$8,544.00	\$30,979.00
Total	215	241	22	67	12	184	21	24	786	\$237,400.00	\$77,758.00	\$315,826.00

Engineering Projects Report March 9, 2023

Project	Current Status	Dates
TDOT 127 South Utility Relocation	The Contractor has almost completed relocating the City's utilities and is in the process of testing.	Target Completion Date June 30, 2024
TDOT 127 North Utility Relocation Section 1	The utilities for this project are 75% financially complete as of February 28th. The Contractor continues in testing the waterlines and is moving services over to the new line.	Target Completion Date June 30, 2025
TDOT 127 North Utility Relocation Section 4 (Fentress Cumberland County Line)	The portion of this project that is the City's water utility relocation is complete and a final punch list will be created after the road work is completed.	Target Completion Date August 31, 2026
TDOT 127 North Utility Relocation Section 2	A utility deconfliction meeting was held August 2nd and the City was informed by TDOT that the bid letting will be moved to 2025.	Bid Letting December 8, 2023
TDOT 127 North Utility Relocation Section 3	A utility deconfliction meeting was held August 2nd and the City was informed by TDOT that the bid letting will be moved to 2025.	Bid Letting December 8, 2023
Northwest Connector Phase 3	The utilities for this project are 76% financially complete as of February 28th. The contractor continues to progress with the water and sewer relocation on the west end of the project.	Total Completion Date July 21, 2023 Finish from Genesis To Stout May 31, 2022
Northwest Connector Phase 2 Downtown Sidewalks	All appraisal work has been completed and the City is in the process of acquiring property. The NEPA document update is complete. The City has one last easement to obtain and then the acquisition documents can be recorded and sent to TDOT for the ROW review. The project will then be ready for bidding.	Bid Letting 2023
Old Lantana Road, County Seat and Southbend Waterline Replacement	The City has reviewed the plans and the Engineer is revising the plans. A construction start date will be established once the easements are acquired.	
Bridges for Trails at Meadow Park Quail Hollow Court	The shop drawings for the bridge have been approved for production. We do not have a delivery date at this time. The Exhibit "A" document required for the sale of the property will be updated when the Airport Layout Plan is updated.	
Main Street and Lantana Traffic Signal Replacement	The Contractor has completed the pole foundations and all underground conduit work. The Contractor will be back in September to set the poles. The current delivery schedule for materials will extend the completion of this project to December of 2023.	Completion date June 5, 2023
Fourth Street and West Avenue Traffic Signal Replacement	The City has received a draft set of ROW plans. A utility coordination meeting is forthcoming. This project has low priorities because the City will not have STP funds to fund construction for three to five years.	
Meadow Park Water Filtration Plant Sewer Project Raw Water Study (Meadow Park Lake Expansion)	The Engineer has created the exhibits for the easements. The City is in the process of acquiring the easements. The field work has been completed and the documents have been created containing all of the environmental resources that will be covered by the lake expansion. A meeting with the regulating agencies is forthcoming.	Schedule will be forthcoming
Airport Obstruction Removal	The Contractor has completed the obstruction clearing near the Cumberland County Play House. And is working on the remaining three properties on this end of the runway.	
Underwood Street Sidewalk	Acquisition documents have been turned over to the City Attorney so that City Staff can negotiate the acquisitions.	
Tulip Drive Sewer Installation Airport ALP	The plans are complete and the City is awaiting the payment of the fees. The aircraft counter has been installed and the ALP contract has been extended for one year.	
Industrial Blvd and Highway 127 Intersection Waterline Rehab	The waterline on Bennet Way is complete and the contractor is progressing from Livingston Road to HWY127 with the 10 inch waterline installation.	Completion date June 3, 2023
TDOT SR 1 Highway 70 Bridge Replacement (Sparta Highway) Utility Relocation	We are waiting on the bid letting. All plans and specifications have been delivered to TDOT.	Bid Letting December 9, 2022
TDOT SR 24 Highway 70 North Bridge Replacement Utility Relocation	The Engineer is developing the utility relocation plan. TDOT is working out clearance issues with TVA lines and this project's timeline will grow.	Bid Letting August 19, 2022 DELAYED
CoLinx Fire Pump and Tank System	The line has been capped and the tank and pump have been disconnected from the fire system.	
Little Obed Pedestrian Bridge	The City was not selected for the CDBG grant last year and the application to reapply is on the March agenda.	
Meadow Park Water Filtration Transfer Pumps	The Contractor has one remaining pump to rehab and reinstall.	
Airport PAPI Replacement	The lights are in working order and we are awaiting an FAA flight check and final clean up.	Completion date December 14, 2022
High Mast Light Replacement on Peavine Interchange	The Contractor has completed the installation of the new pole and light and has installed the new cable in the downed pole. The pole and fixture will be reinstalled when a crane can be scheduled on a non-windy day.	
Meadow Park Kayak Launch	The Contractor has received all material except the cable and has started the manufacturing of the launch. The launch should be installed before the next City Council meeting.	
Site Construction for Airport Box Hangars Truck Route	The Engineering Department has submitted the stormwater pollution permit, for the additional site, to TDEC. One RFQ was received and the Engineering Department is reviewing the qualifications.	
Hilltoppers Paved Trail Extension	The Street Department has completed the earth work and placed the stone base for the asphalt trail. The asphalt will be bid in the spring. The Engineering Department is developing the bid documents.	
Airport Terminal Building	This project is out for bid.	
TDOT West Avenue Drainage Repair and Paving	TDOT's contractor has paved this section of West Avenue. TDOT has set a storm junction box on the shoulder of Tenth Street. City Crews have connected the junction box to the City's storm sewer. City Crews have installed valves on the water lines in the area of the intersection and await on TDOT to acquire an environmental permit to install a 54 inch concrete culvert across West Avenue. The new asphalt will be cut, once the permit has been acquired, and the culvert will be extended across West Avenue. City crews will also perform waterline work in the new asphalt at this time. This will not occur until the permit is acquired by TDOT.	
Palace Theater Knee Wall Repair and Roof Upgrades.	The contractor is ready to replace the knee wall. He needs about 5 days of decent weather to complete the project. The roof upgrades are on the agenda for approval.	
Ramey Road Sewer Extension	The plans have been approved by TDEC and two easements are being acquired.	
Private Developments		
The Gardens Phase 8 Plat 3	All roads, water and sewer are complete. The stormwater retention structures have not been completed and the City is holding a financial guarantee for this work.	
The Gardens Phase 8 Plat 4	The Final Plat has been approved by the Planning Commission. All utilities have been approved. Work has not started on the road.	
Sky View Meadow Subdivision Phase 2	All roads, water and sewer are complete. The stormwater retention structures have not been completed and the City is holding a financial guarantee for this work.	

Airport Committee Meeting Report from FBO: March 6, 2022

January Fuel Flow: 5,066 gallons
Avgas: 2,364gallons
Jet A: 2,702 gallons

February Fuel Flow: 7,611 gallons
Avgas: 2,977gallons
Jet A: 4,634gallons

Last February Fuel Flow: 6,313 gallons
Avgas: 2,812gallons
Jet A: 3,801 gallons

Fuel sales made a come-back in February over January and also over last February. The general aviation market remains strong

We flew 137 hours in Crossville for flight training, up slightly from January. Training activity continues to remain strong at Crossville. We had significant weather days with wind and low ceilings, to be expected in Crossville this time of year. Flying is picking up as we enter spring time weather.

The maintenance shop now has 5 fully certified Airframe and Powerplant mechanics on staff with two also being Authorized Inspectors. This positions us for continued growth. The shop remains busy.

6 Months interest in December and May
Principal payment in May

			11/30/2021	Due May		6/30/2022
	PAY	INT	LOAN	PRINCIPAL	INTEREST	LOAN
	OUT	RATE	BALANCE	PAYMENT	PAYMENT	BALANCE
GENERAL FUND						
				May-22		
E-911	2024	Variable	\$ 193,000	\$ 63,000	\$ 5,800	\$ 130,000
2020 Series A1 Bonds	2037	4.00%	\$ 3,965,000	\$ 60,000	\$ 50,727	\$ 3,905,000
2020 Series B Bonds	2028	4.27%	\$ 1,915,000	\$ 265,000	\$ 12,046	\$ 1,650,000
2020 Series A2 Bonds	2037	3.00%	\$ 1,165,000	\$ 60,000	\$ 15,112	\$ 1,105,000
			\$ -	\$ -	\$ -	\$ -
			<u>\$ 7,238,000</u>	<u>\$ 448,000</u>	<u>\$ 83,685</u>	<u>\$ 6,790,000</u>
Water & Sewer Fund						
2020 Series C Bonds	2050	4.00%	\$ 29,905,000	\$ 545,000	\$ 703,766	\$ 29,360,000
Catoosa's Share			\$ (5,821,326)	\$ (106,090)	\$ (136,995)	\$ (5,715,236)
			\$ 24,083,674	\$ 438,910	\$ 566,771	\$ 23,644,764
2020 Series D Bonds	2027	4.19%	\$ 1,230,000	\$ 200,000	\$ 12,140	\$ 1,030,000
			<u>\$ 25,313,674</u>	<u>\$ 638,910</u>	<u>\$ 578,911</u>	<u>\$ 24,674,764</u>
CATOOSA						
2020 Series C Bonds	2050	4.00%	\$ 5,821,326	\$ 106,090	\$ 136,995	\$ 5,715,236
5/20/2021 RUD Plateau tank 40 yrs	2061	1.75	\$ 888,717	\$ 15,544	\$ 15,428	\$ 873,173
			<u>\$ 6,710,043</u>	<u>\$ 121,634</u>	<u>\$ 152,423</u>	<u>\$ 6,588,409</u>
TOTALS (WATER & SEWER FUND)			<u>\$ 32,023,717</u>	<u>\$ 760,544</u>	<u>\$ 731,334</u>	<u>\$ 31,263,173</u>
					<u>TOTAL</u>	\$ 38,053,173

Project	Amount			Money	Money
	Grant	Local	Total	Spent	Received
Bulletproof vests	\$ 36,781.44	\$ 36,781.44	\$ 73,562.88	\$ 63,732.12	\$ 36,793.78
Alcohol Saturation-2022	\$ 20,000.00	\$ -	\$ 20,000.00		
Drug Task Force Overtime	\$ 18,000.00	\$ -	\$ 18,000.00		
Airport Layout Plan	\$ 190,000.00	\$ 10,000.00	\$ 200,000.00	\$ 28,492.59	\$ 19,601.36
Airport Lighting Rehab	\$ 153,395.00	\$ 1,835.00	\$ 155,230.00	\$ 37,130.66	\$ 34,200.00
Downtown Sidewalks/Lights	\$ 1,299,651.36	\$ 324,912.84	\$ 1,624,564.20		
Northwest Connector 3	\$ 1,046,137.00	\$ 251,534.00		\$ 1,266,575.21	\$ 1,013,260.17
Northwest Connector 2	\$ 458,648.00	\$ 114,662.00	\$ 573,310.00	\$ 237,226.03	\$ 189,780.82
Obstruction Clearing	\$ 122,000.00		\$ 122,000.00		
Obstruction Clearing	\$ 230,850.00		\$ 230,850.00	\$ 27,500.00	
Obstruction Clearing	\$ 247,650.00		\$ 247,650.00		
Design Terminal Renovations	\$ 78,940.00	\$ 3,160.00	\$ 82,100.00	\$ 18,850.00	\$ 9,021.68
Operations Counting System	\$ 32,300.00	\$ 1,700.00	\$ 34,000.00	\$ 10,022.67	\$ 6,000.00
ARPA	\$ 3,494,987.87	\$ -	\$ -	\$ 9,000.00	\$ 1,747,493.93
Airport Maintenance 22-23	\$ 15,000.00	\$ -	\$ -	\$ 5,446.99	\$ 4,335.49
ACRGP	\$ 9,000.00	\$ -	\$ 9,000.00	\$ 9,000.00	\$ 9,000.00
ARPA-Airport	\$ 22,000.00		\$ 22,000.00	\$ 18,087.71	\$ 12,116.24
	\$ 7,429,340.67	\$ 739,725.28	\$ 2,664,667.08		