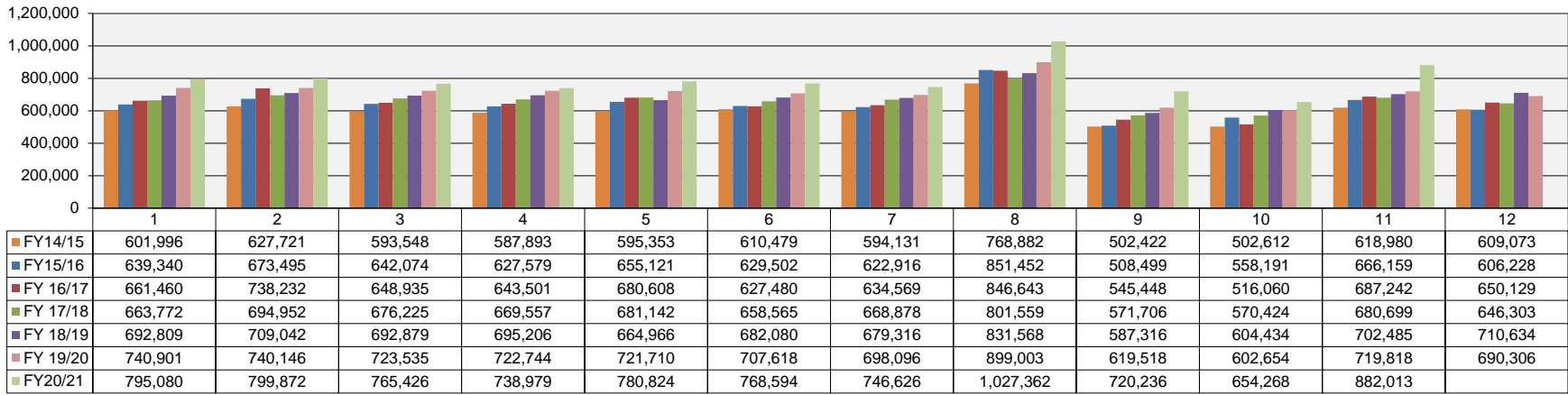
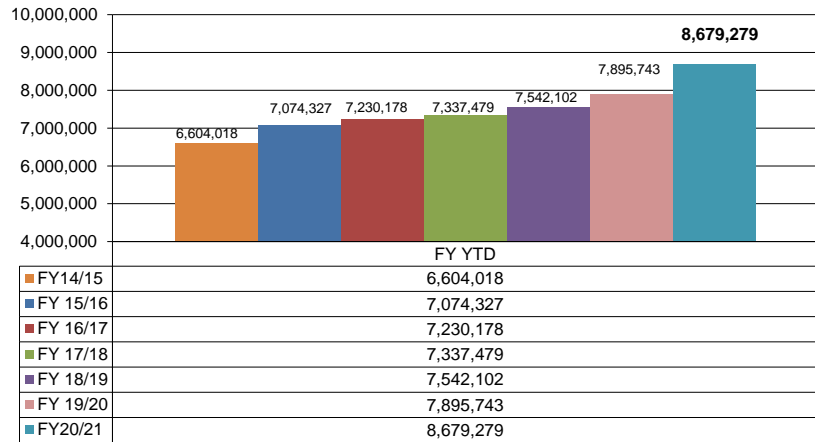


Sales Tax



Sales Tax Revenue Year-to-Date



*COLLECTIONS IN THE CITY OF CROSSVILLE

State of TN Cost of Administration 1.125% \$ 1,802,118.01
 Net Collections (sent to Trustee's office) \$ 1,781,844.18

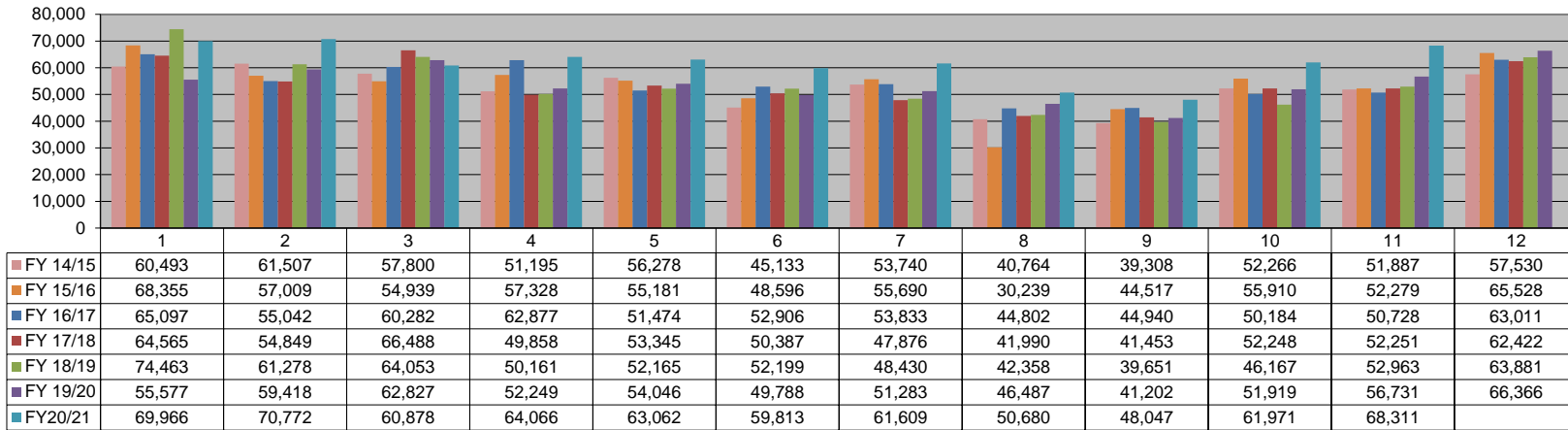
Trustee of Cumberland County 1% \$ 17,818.44
 Net To Be Distributed \$ 1,764,025.74

CITY OF CROSSVILLE SPLIT

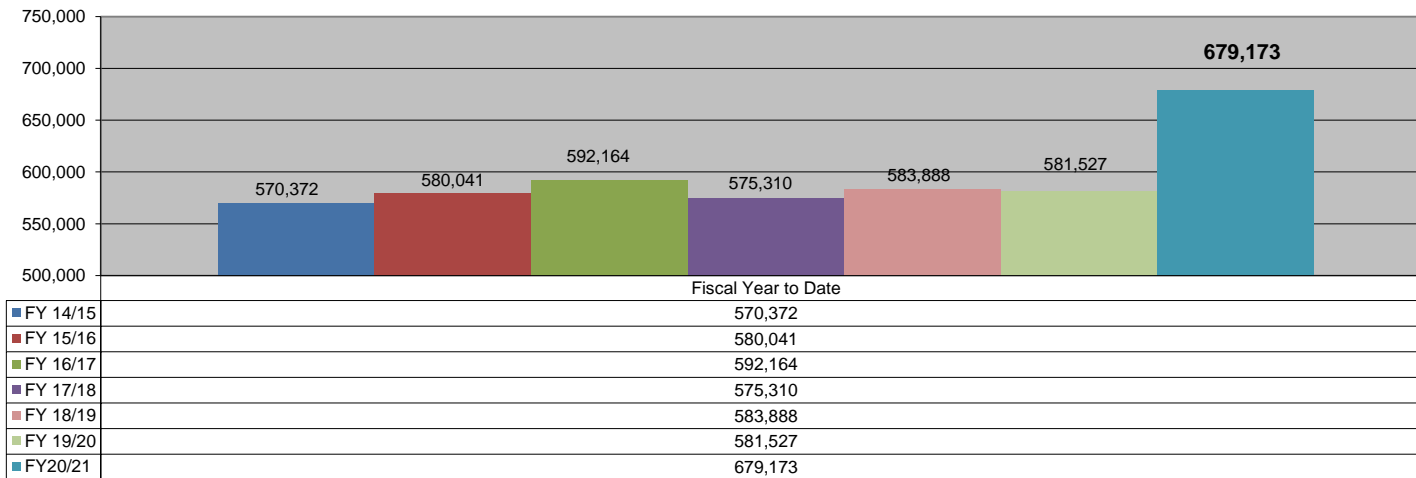
Check to City of Crossville \$ 882,012.87
 Check to Cumberland County Board of Education \$ 882,012.87

*Totals reported in May, but actually collected in March

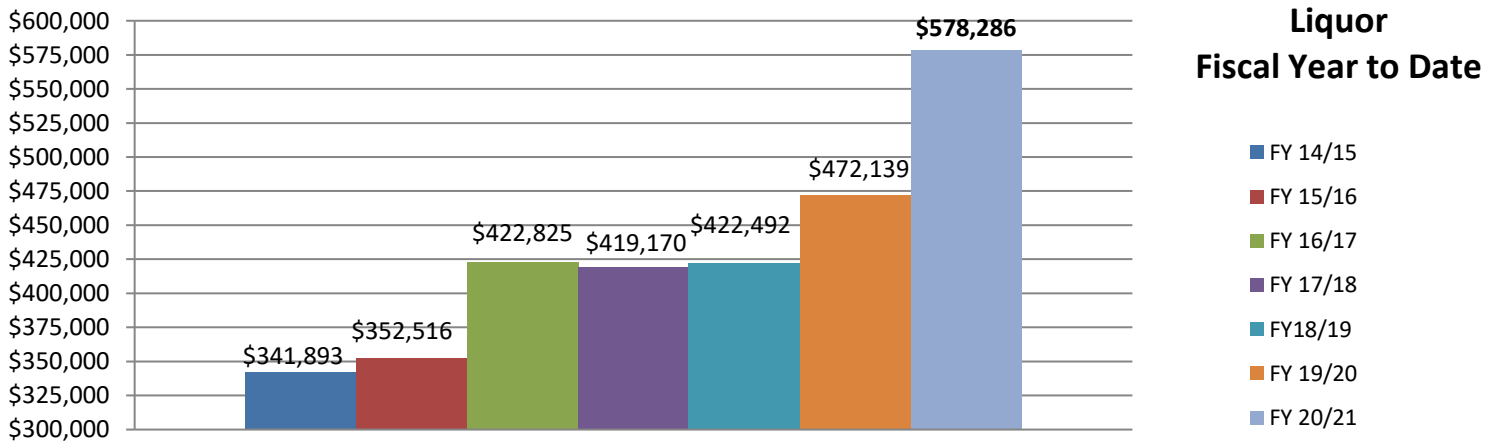
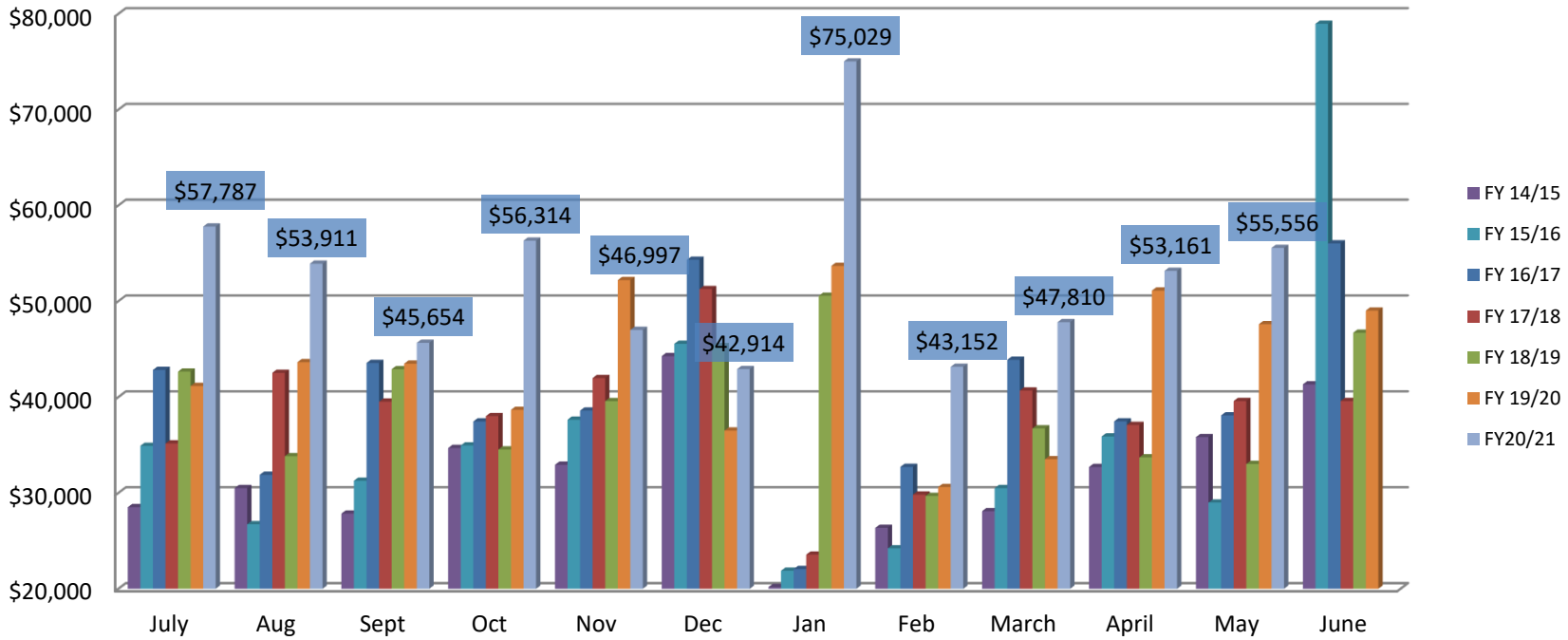
Wholesale Beer Tax



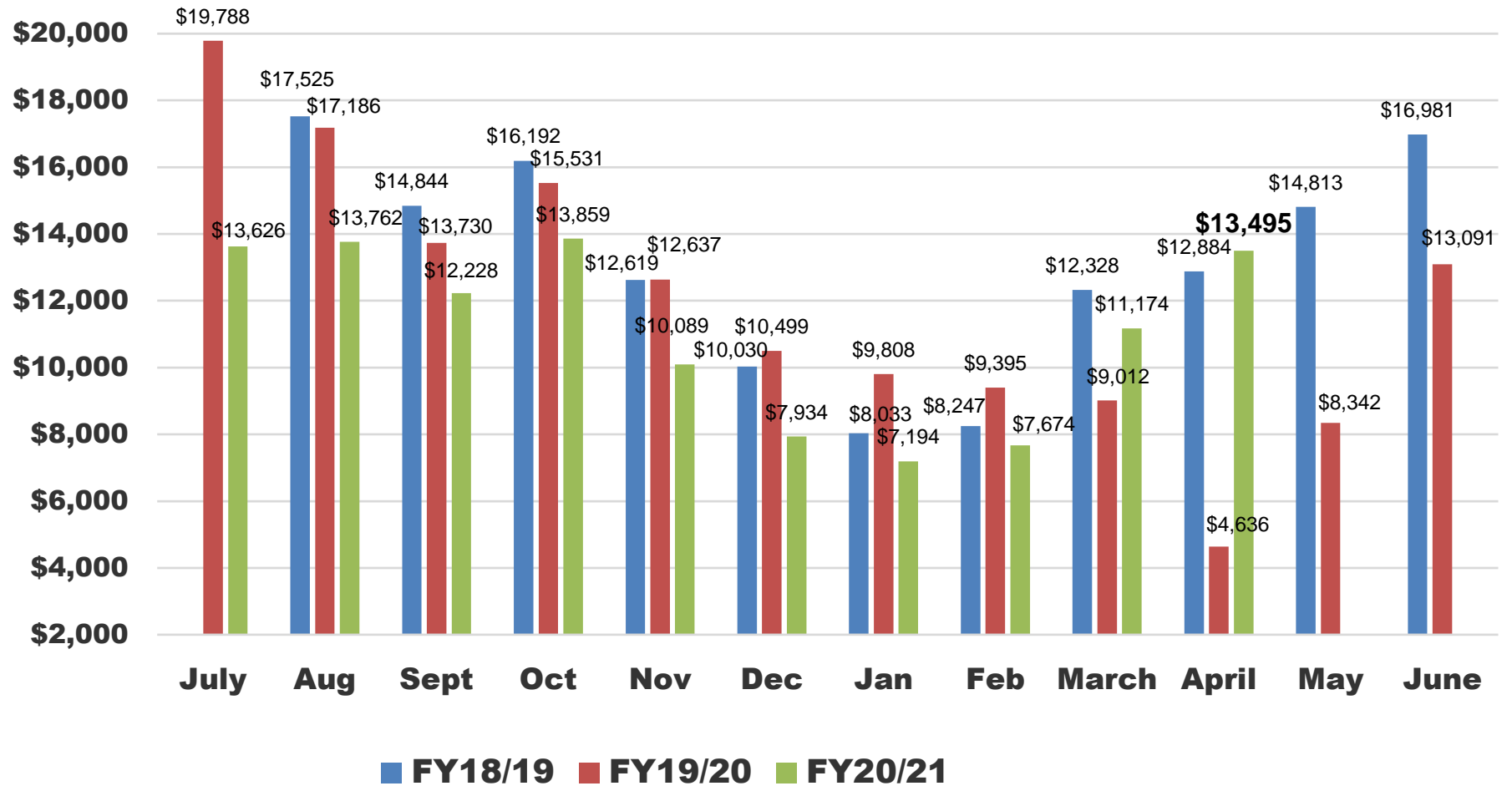
Wholesale Beer Tax Revenue Year To Date



Liquor Income



Hotel Occupancy Tax





CROSSVILLE POLICE DEPARTMENT

STAT COMPARISONS

MAY 2021 TOTAL CALLS - 1,942

APR 2,736 YEAR TO DATE - 9,033

SPECIAL EVENTS

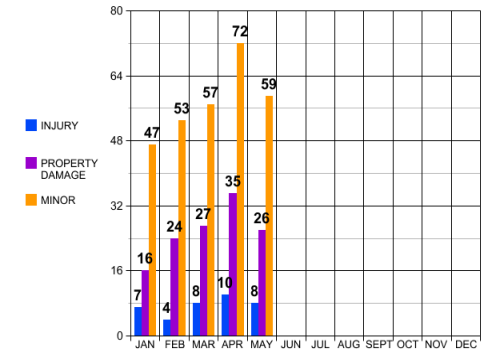
CAR SHOW

HANDS ACROSS THE BORDER

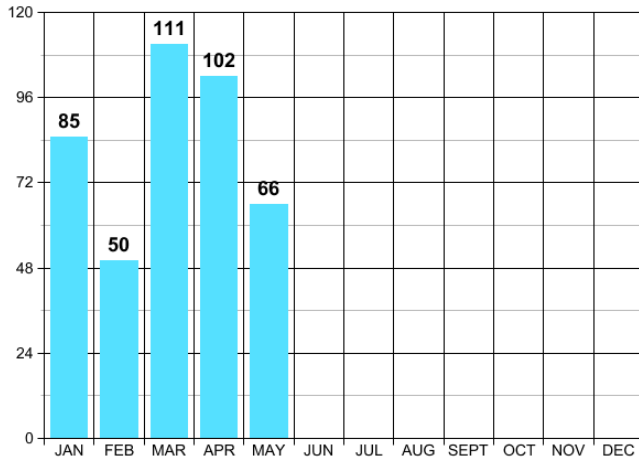
CHECKPOINTS

INSERVICE

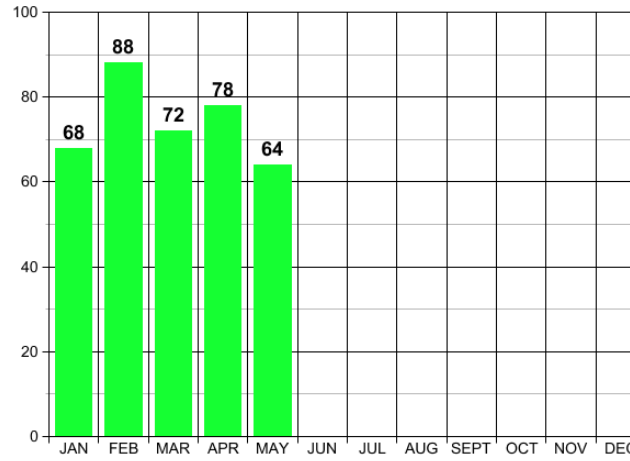
TOTAL MONTHLY ACCIDENTS



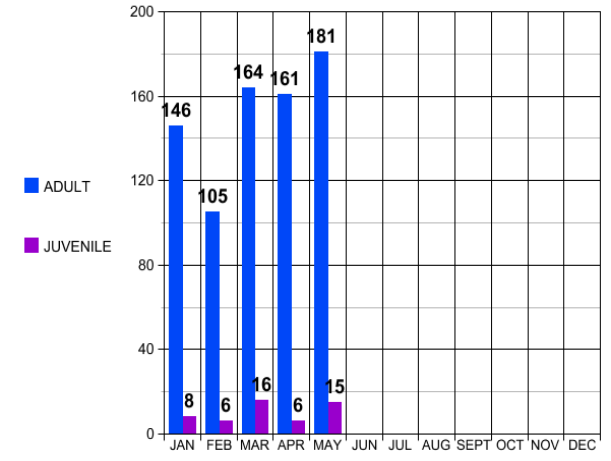
TOTAL MONTHLY CITATIONS



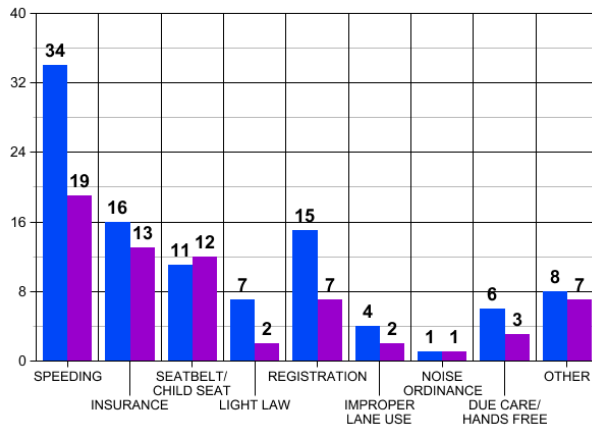
TOTAL MONTHLY OFFENSES



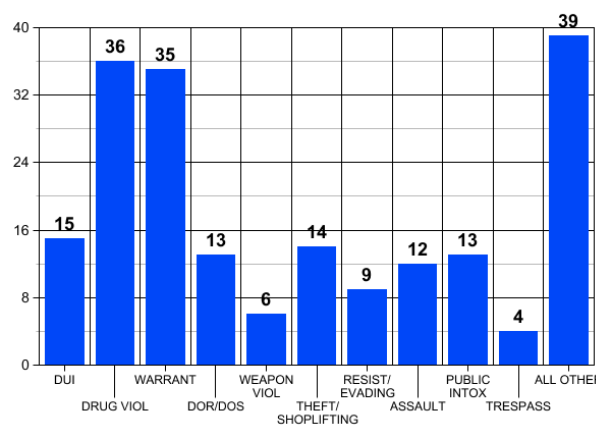
TOTAL MONTHLY ARREST



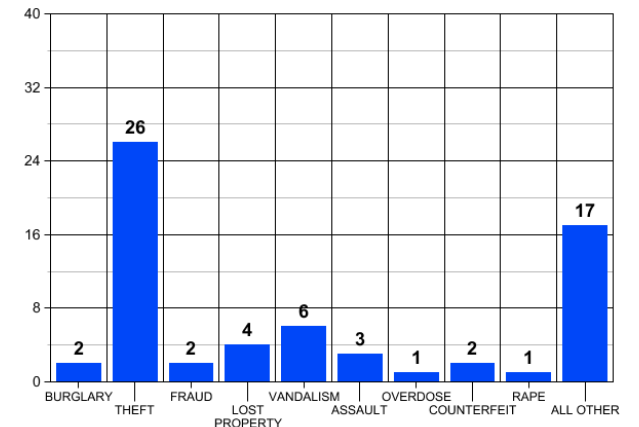
PREVIOUS MONTH CITATION COMPARISON



ARREST BY CATEGORY



TOTAL MONTHLY OFFENSES



Monthly Stats
May 2021

CITATIONS		OFFENSES		ARRESTS	
Speeding	18	Burglary	2	Theft of vehicle parts	2
Seat Belt Violation	8	Theft from Building	4	Hit & Run	2
Due Care	3	Theft of vehicle Parts	2	Theft from vehicle	3
Registration Violation	7	Theft from Vehicle	5	Fraud	8
Animals at Large	2	Theft All Other	5	Forgery	1
Light Law Violation	2	Assault	3	Reckless Driving	1
Violation of Mud Flaps	1	Shoplifting	7	Shoplifting	9
Insurance Violation	12	Fraud	2	Assault	5
Improper Use of Lane	2	Dog Bite	2	Domestic Assault	3
Unnecessary Noise	1	Runaway	1	Viol. Bond conditions/OP	2
Window Tint Violation	2	Forcible Fondling	3	Drug Violation	20
Ran Stop Sign	2	Drug Equipment	2	Drug Equipment	12
Child Restraint Violation	4	Death	1	Weapons Law Violation	6
		Overdose	1	Indecent Exposure	1
		Verbal Domestic	1	Sex Offender Violation	3
		Vehicle Theft	3	DUI	15
		DOS/DOR/No DL	1	Disorderly Conduct	5
		Hit & Run	3	Resisting/Evading Arrest	9
		Vandalism	6	DOR/DOS/No DL	13
		Neighbor Dispute	1	Public Intoxication	13
		Rape	1	Criminal Trespass	4
		Lost Property	4	Arson	1
		Recovery	1	Reckless Endangerment	2
		Counterfeit	2	Criminal Impersonation	2
		Fire	1	Tampering with Evidence	2
				Assault on Officer	2
				Warrant	35
TOTAL	64	TOTAL	64	TOTAL	181
SPEED WARNINGS	0	JUVENILE ARRESTS		TOTAL CALLS	1942
WARNINGS	1	Assault	2	ANIMAL CONTROL CALLS	38
JUVENILE CITATIONS		Drug Violation	4	SPECIAL EVENT TOTALS	6
Speeding	1	False Report	2	ACCIDENTS	
Registration Violation		Underage Consumption	7	With Injury	8
Light Law Violation				Without Injury	26
Insurance Violation	1			Minor	59
TOTAL	2	TOTAL	15	TOTAL	93

* Provided security and road closure for Car Show on Main Street on May 22nd.

* Helped with THSO Hands Across the Border Checkpoints on May 13th, 14th and 21st.

* Held department Inservice on May 25th and 27th.

Crossville Fire Dept.

Crossville, TN

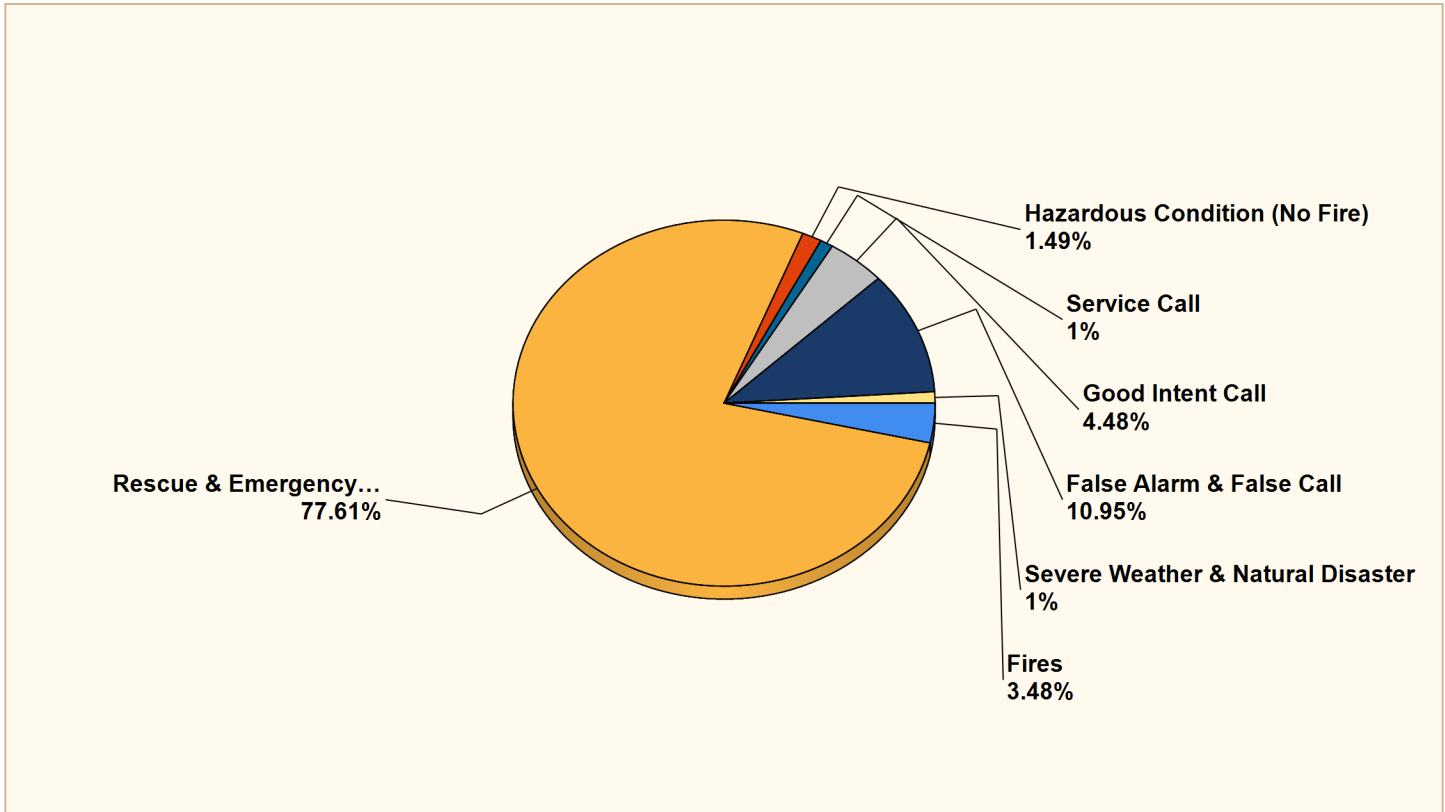
This report was generated on 6/1/2021 8:04:16 AM

CROSSVILLE



Breakdown by Major Incident Types for Date Range

Zone(s): All Zones | Start Date: 05/01/2021 | End Date: 05/31/2021



MAJOR INCIDENT TYPE	# INCIDENTS	% of TOTAL
Fires	7	3.48%
Rescue & Emergency Medical Service	156	77.61%
Hazardous Condition (No Fire)	3	1.49%
Service Call	2	1%
Good Intent Call	9	4.48%
False Alarm & False Call	22	10.95%
Severe Weather & Natural Disaster	2	1%
TOTAL	201	100%

Only REVIEWED and/or LOCKED IMPORTED incidents are included. Summary results for a major incident type are not displayed if the count is zero.



Detailed Breakdown by Incident Type

INCIDENT TYPE	# INCIDENTS	% of TOTAL
111 - Building fire	2	1%
113 - Cooking fire, confined to container	1	0.5%
118 - Trash or rubbish fire, contained	1	0.5%
131 - Passenger vehicle fire	2	1%
142 - Brush or brush-and-grass mixture fire	1	0.5%
321 - EMS call, excluding vehicle accident with injury	142	70.65%
322 - Motor vehicle accident with injuries	11	5.47%
324 - Motor vehicle accident with no injuries.	2	1%
341 - Search for person on land	1	0.5%
411 - Gasoline or other flammable liquid spill	1	0.5%
424 - Carbon monoxide incident	2	1%
553 - Public service	1	0.5%
561 - Unauthorized burning	1	0.5%
611 - Dispatched & cancelled en route	7	3.48%
651 - Smoke scare, odor of smoke	2	1%
700 - False alarm or false call, other	1	0.5%
710 - Malicious, mischievous false call, other	2	1%
711 - Municipal alarm system, malicious false alarm	2	1%
735 - Alarm system sounded due to malfunction	2	1%
740 - Unintentional transmission of alarm, other	3	1.49%
743 - Smoke detector activation, no fire - unintentional	1	0.5%
745 - Alarm system activation, no fire - unintentional	11	5.47%
813 - Wind storm, tornado/hurricane assessment	2	1%
TOTAL INCIDENTS:	201	100%

Burn Permits issued for May 2021
Total: 223

Only REVIEWED and/or LOCKED IMPORTED incidents are included. Summary results for a major incident type are not displayed if the count is zero.



Crossville Fire Dept.

Crossville, TN

This report was generated on 6/1/2021 10:08:33 AM

CROSSVILLE



Daily Log Items per Activity Code for Date Range with Personnel

Activity Codes: EMS Training - Emergency Medical Training, MD1- Assist Other Agencies - MD1 assisting other agencies, MD1- Advanced Treatment - MD1 Advanced Treatment/Availability, MD1-Medical Direction and QA - MD1-Medical Direction, Instruction and Quality Assurance, MD1-Other activity - MD1-other activity-description in Notes and 5 more | Start Date: 05/01/2021 | End Date: 05/31/2021

MD1-Advanced Treatment - MD1 Advanced Treatment/Availability

START DATE	END DATE	DURATION (hh:mm)	STATION	APPARATUS	PERSONNEL	NOTES
05/07/2021 19:11:00	05/07/2021 19:59:00	0:48	ST1 - CFD Station 1		Fox, Mark A	
05/08/2021 18:13:00	05/08/2021 18:42:00	0:29	ST1 - CFD Station 1		Fox, Mark A	
05/13/2021 06:30:00	05/13/2021 07:08:00	0:38	ST1 - CFD Station 1		Fox, Mark A	I responded to durable products for potential need for an upper extremity amputation due to an industrial accident. Preparation was made in equipment gathered for the impending amputation. Informed consent was obtained from the patient however fortunately the arm was able to be extricated. He was transported by air medical to a definitive Nashville hospital.
						Total Items: 3

MD1-Safety and Rehab - MD1 Safety Officer and Rehab Management

START DATE	END DATE	DURATION (hh:mm)	STATION	APPARATUS	PERSONNEL	NOTES
05/15/2021 08:14:00	05/15/2021 09:08:00	0:54	ST1 - CFD Station 1		Fox, Mark A	
05/25/2021 10:52:00	05/25/2021 11:33:00	0:41	ST1 - CFD Station 1		Fox, Mark A	
05/29/2021 07:20:00	05/29/2021 07:37:00	0:17	ST1 - CFD Station 1		Fox, Mark A	
05/29/2021 09:14:00	05/29/2021 11:33:00	2:19	ST1 - CFD Station 1	MD1	Fox, Mark A	
						Total Items: 4
						Grand Total Items: 7

Displays all Daily Log Items with personnel list for DATE RANGE and ACTIVITY CODE, grouped by Activity Code



Water Loss Report

	Consumption	Water loss - flushing	Water loss - leaks	Water loss-fire fighting	Total Internal Use	Unaccounted-for Water	Pumped Water	LOSS %
2018								
January	88,114,500	1,978,358	1,272,890	60,000	3,311,248	40,696,952	132,122,700	31%
February	92,164,600	5,904	3,749,588	65,000	3,820,492	9,054,908	105,040,000	9%
March	80,217,300	34,375	1,929,024	145,000	2,108,399	29,884,501	112,210,200	27%
April	80,489,000	86,729	1,233,996	2,000	1,322,425	26,231,575	108,043,000	24%
May	83,464,600	681,483	429,676		1,111,159	33,736,841	118,312,600	29%
June	93,994,400	152,880	2,693,928		2,846,808	16,951,792	113,793,000	15%
July	92,933,800	461,753	1,124,995		1,586,748	27,013,152	121,533,700	22%
August	94,724,300	47,115	11,949,329	2,000	11,998,444	23,857,600	118,581,900	20%
September	103,519,000	423,299	1,487,856	5,100	1,916,255	5,352,745	110,788,000	5%
October	87,432,600	541,673	2,244,551	2,600	2,788,824	23,625,476	113,846,900	21%
November	90,719,700	58,772	2,161,156		2,219,928	16,188,372	109,128,000	15%
December	85,827,100	141,659	2,230,374	4,500	2,376,533	26,819,267	115,022,900	15%
2019								
January	78,615,200	45,193	1,231,332		1,276,525	37,433,475	117,325,200	32%
February	83,850,700	120,407	3,630,186		3,750,593	25,387,707	112,989,000	22%
March	79,635,900	117,534	2,566,872		2,684,226	40,751,574	123,071,700	33%
April	84,372,600	240,891	2,674,092	7,100	2,922,083	31,045,317	118,340,000	26%
May	85,946,000	163,822	4,683,636	109,500	4,956,958	45,210,942	136,113,900	33%
June	96,622,200	98,995	7,626,119	30,000	7,755,114	17,662,086	122,039,400	14%
July	104,717,400	117,626	2,750,076	4,400	2,867,702	19,618,398	127,203,500	15%
August	101,985,200	263,684	4,797,924	20,100	5,081,708	22,690,792	129,757,700	17%
September	104,149,900	222,064	3,880,278	7,300	4,109,642	16,773,458	125,033,000	13%
October	107,018,600	460,042	9,481,866	4,600	9,946,508	10,778,662	127,743,770	8%
November	102,271,900	391,315	4,385,586	9,300	4,786,201	14,637,899	121,696,000	12%
December	96,686,300	5,058	2,837,604	950	2,843,612	25,236,088	124,766,000	20%
2020								
January	95,899,500	6,628	823,986	2,450	833,064	29,235,836	125,968,400	23%
February	90,749,900	551,076	604,800		1,155,876	32,725,224	124,631,000	26%
March	84,635,300	60,841	1,827,840	300	1,888,981	47,772,019	134,296,300	36%
April	92,557,600	133,183	2,583,380	11,800	2,728,363	32,148,037	127,434,000	25%
May	92,340,000	212,101	385,560	17,665	615,326	44,614,374	137,569,700	32%
June	85,846,200	74,274	10,704,500	25,100	10,803,874	68,372,926	165,023,000	41%
July	115,477,600	446,221	1,120,603	6,800	1,573,624	28,362,876	145,414,100	20%
August	109,086,400	513,221	1,932,348	2,500	2,448,069	28,871,931	140,406,400	21%
September	100,754,500	252,799	4,889,306	2,800	5,144,905	27,742,595	133,642,000	21%
October	103,217,700	443,299	2,383,288		2,826,587	27,526,313	133,570,600	21%
November	97,787,500	341,529	4,613,397	7,200	4,962,666	27,857,934	130,608,100	21%
December	103,603,600	2,701,131	11,389,734	4,900	14,095,765	12,724,235	130,423,600	10%
2021								
January	93,463,400	22,070	7,649,781	5,800	7,677,651	27,692,849	128,833,900	21%
February	94,206,800	78,088	2,356,689		2,434,777	20,589,923	117,231,500	18%
March	94,540,400	40,343	3,181,332	50,000	3,271,675	27,561,625	125,373,700	22%
April	86,949,700	133,423	1,802,149	9,000	1,944,572	25,838,128	114,732,400	23%
May	101,064,800	44,602	11,929,620	5,730	11,979,952	14,773,648	127,818,400	12%
June								
July								
August								
September								
October								
November								
December								
TOTAL:								
6 mos	573,828,700	3,019,657	38,309,305	75,430	41,404,392	129,180,408	744,413,500	17%
12 mos	1,185,998,600	5,091,000	63,952,747	119,830	69,164,117	337,914,983	1,593,077,700	21%

2020-2021 Building Permits

	County	County	City	City	City & County	City & County	Land Disturbance	Plan Sign	Plan Review	Demo	House Moving	County Fees Paid	City Fees Paid
July	28	0	13	3	34	27	5	0	1		0	\$25,008.00	\$10,453.00
August	29	0	32	3	59	38	3	1	0		0	\$26,566.50	\$24,631.00
September	39	0	10	4	44	44	4	0	0		0	\$37,570.50	\$11,856.50
October	34	1	19	4	49	31	4	0	0		0	\$35,569.50	\$16,981.00
November	16	0	8	7	25	34	2	0	1		0	\$16,159.00	\$10,912.00
December	13	1	9	3	20	7	1	0	0		0	\$16,007.00	\$6,112.00
January	26	0	15	3	35	22	4	0	2		0	\$24,237.50	\$13,145.50
February	23	0	2	4	25	32	0	0	0		0	\$20,492.00	\$3,518.50
March	37	1	12	4	51	16	3	0	0		0	\$32,203.00	\$18,873.50
April	31	0	6	4	30	21	1	0	0	2	1	\$30,452.50	\$16,716.00
May	28	2	6	2	29	24	0	0	0	1	0	\$30,636.00	\$6,451.00
June													
Total	304	5	132	41	401	296	27	1	4	3	1	\$294,901.50	\$139,650.00

Engineering Projects Report June 2, 2021

Project	Current Status	Dates
TDOT 127 South Utility Relocation	TDOT has contracted with Engineers to redesign the portion of the project containing the Homestead Triangle into a stand alone project in English units.	
TDOT 127 North Utility Relocation Section 1	This construction project was awarded to Jones Brothers, LLC February 23rd. The Contractor has started clearing and installing erosion control devices.	Target Completion Date June 30, 2025
TDOT 127 North Utility Relocation Section 4 (Fentress Cumberland County Line)	All final utility plans and information have been submitted to TDOT and we are awaiting construction.	Bid Letting June 18, 2021
TDOT 127 North Utility Relocation Section 2	The Engineer has begun the preliminary design and the City has received the signed contract with TDOT.	
TDOT 127 North Utility Relocation Section 3	The Engineer has begun the preliminary design and the City has received the signed contract with TDOT.	
Northwest Connector Phase 3	The contract has been awarded by TDOT and we are awaiting scheduling of a pre-construction meeting.	Tentative completion date July 2023
Northwest Connector Phase 2	All appraisals work has been completed and the City has started acquiring property.	Bid Letting 2023
Downtown Sidewalks	The grant has been extended. The Engineer has developed new easements documents and the documents are being reviewed.	
Old Lantana Road, County Seat and Southbend Waterline Replacement	The City has reviewed the plans and the Engineer is revising the plans. A construction start date will be established once the easements are acquired.	
Bridges for Trails at Meadow Park	The Street Department has completed the concrete work. The Engineering Department is working with MTNG on changing the bridge to a steel or aluminum bridge.	
Quail Hollow Court	The Exhibit "A" document required for the sale of the property will be updated when the Airport Layout Plan is updated during this year.	
Main Street and Lantana Traffic Signal Replacement	This project is ready to be bid and we are waiting to coordinate this project with the downtown sidewalk project.	
Fourth Street and West Avenue Traffic Signal Replacement	The Engineer is addressing the comments from the TDOT review. A utility coordination meeting is forthcoming. This project has low priorities because the City will not have STP funds to fund construction for three to five years.	
Meadow Park Water Filtration Plant Sewer Project	The Engineer has created the exhibits for the easements. The City is in the process of acquiring the easements.	Schedule will be forthcoming
Raw Water Study (Meadow Park Lake Expansion)	The gathering of data for the Archeological Study is complete and the Environmental Study initial data gathering is complete. The preliminary environmental documents have been forwarded to TDEC and the archeological document has been forwarded to the USACE.	
Airport Obstruction Removal	The appraisals have been completed and City Staff is contacting property owners with existing easements to determine the extent of removal of obstructions. The tree trimming contract was advertised for bids and no bids were received. The tree trimming contract is being rebid with a longer time frame. City Crews continue to remove trees that property owners have requested be completely removed.	
Catoosa 127 North Water Tank	The tank is complete. Underground piping and site work are all that remains.	
Underwood Street Sidewalk	Acquisition documents have been turned over to the City Attorney so that City Staff can negotiate the acquisitions.	
Tulip Drive Sewer Installation	The plans are complete and the City is awaiting the payment of the fees.	
Airport ALP	The City has received a draft copy of the Exhibit A (Airport property and funding map).	
Meadow Park Water Filtration Master Meters	The City issued a "Notice to Proceed" and the "Construction Start Date" was set for March 1st. The contractor has not started construction.	Contract Completion August 28, 2021
Industrial Blvd and Highway 127 Intersection Waterline Rehab	Community Development Partners has requested more industry growth information and they are looking at other grant opportunities.	
Deer Creek Sewer	HOA of Deer Creek has renewed their sewer permit and they are discussing option for connecting to the City Sewer system.	
Tansi Sewer	The HOA's Engineer has completed their plans and is receiving bids for their project.	
TDOT SR 1 Highway 70 (Sparta Highway) Utility Relocation	The Engineer is developing the utility relocation plan.	Bid Letting December 10, 2021
TDOT SR 24 Highway 70 North Utility Relocation	The Engineer is developing the utility relocation plan.	Bid Letting August 19, 2021
TDOT SR 282 Dunbar Culvert Replacements Utility Relocation	The TDOT Contractor will be starting this project with in the next four weeks. It has been determined that the City will not require relocation before the culverts are replaced but the sewer line will require monitoring while the construction is in progress. This project will include road closures and one lane signaled travel.	
CoLinx Fire Pump and Tank System	All upgrades have been completed except for some electrical work and the testing of the system. CoLinx has submitted a partial payment to the City. When the upgrades have been completed the City will demolish the pump building and contract out the demolition of the tank.	
2021 CDBG	The Contractor will be starting in July and a pre-construction meeting will be scheduled for this month.	
Interstate Drive Water Tank (Cotton Patch) Repainting	The contract for the tank painting is on the agenda for approval.	
Private Developments		
The Gardens Phase 8 Plat 3	The Preliminary Plat has been approved by the Planning Commission. All utilities are approved and the Developer is currently constructing the road with the base stone and subgrade being approved.	
The Gardens Phase 8 Plat 4	The Preliminary Plat has been approved by the Planning Commission. The Developer has had the utilities designed and approved by TDEC.	
Collins Place Subdivision	The Preliminary Plat has been approved by the Planning Commission. The sewer plans have been approved by the City.	

CITY OF CROSSVILLE
BONDS and NOTES
(SCHEDULES ATTACHED)

6 Months interest in December and May
Principal payment in May

			4/30/2021			5/31/2021	
	<u>PAY</u>	<u>INT</u>	<u>LOAN</u>	<u>PRINCIPAL</u>	<u>INTEREST</u>	<u>LOAN</u>	<u>BALANCE</u>
GENERAL FUND	<u>OUT</u>	<u>RATE</u>	<u>BALANCE</u>	<u>PAYMENT</u>	<u>PAYMENT</u>	<u>BALANCE</u>	
E-911		2024 Variable	\$ 254,000	\$ 59,000	\$ 5,000	\$ 254,000	
2020 Series A1 Bonds		2037 4.00%	\$ 4,065,000	\$ 100,000	\$ 50,727	\$ 3,965,000	
2020 Series B Bonds		2028 4.27%	\$ 2,185,000	\$ 270,000	\$ 12,046	\$ 1,915,000	
2020 Series A2 Bonds		2037 3.00%	\$ 1,235,000	\$ 70,000	\$ 15,112	\$ 1,165,000	
			<u>\$ -</u>	<u>\$ -</u>	<u>\$ -</u>	<u>\$ -</u>	
			<u>\$ 7,739,000</u>	<u>\$ 499,000</u>	<u>\$ 82,885</u>	<u>\$ 7,299,000</u>	
 Water & Sewer Fund							
2020 Series C Bonds		2050 4.00%	\$ 29,905,000	\$ 545,000	\$ 703,766	\$ 29,360,000	
Catoosa's Share			\$ (5,821,326)	\$ (106,090)	\$ (136,995)	\$ (5,715,236)	
2020 Sries D Bonds		2027 4.19%	\$ 1,230,000	\$ 200,000	\$ 12,140	\$ 1,030,000	
			<u>\$ 25,313,674</u>	<u>\$ 638,910</u>	<u>\$ 578,911</u>	<u>\$ 24,674,764</u>	
 CATOOSA							
2020 Series C Bonds		2050 4.00%	\$ 5,821,326	\$ 106,090	\$ 136,995	\$ 5,715,236	
RUD Plateau tank			\$ 888,717	\$ 15,544	\$ 15,428	\$ 873,173	monthly payme
			<u>\$ 6,710,043</u>	<u>\$ 121,634</u>	<u>\$ 152,423</u>	<u>\$ 6,588,409</u>	
<u>TOTALS (WATER & SEWER FUND)</u>			<u>\$ 32,023,717</u>	<u>\$ 760,544</u>	<u>\$ 731,334</u>	<u>\$ 31,263,173</u>	
					<u>TOTAL</u>	\$ 38,562,173	

CITY OF CROSSVILLE
BONDS and NOTES
(SCHEDULES ATTACHED)

nt

