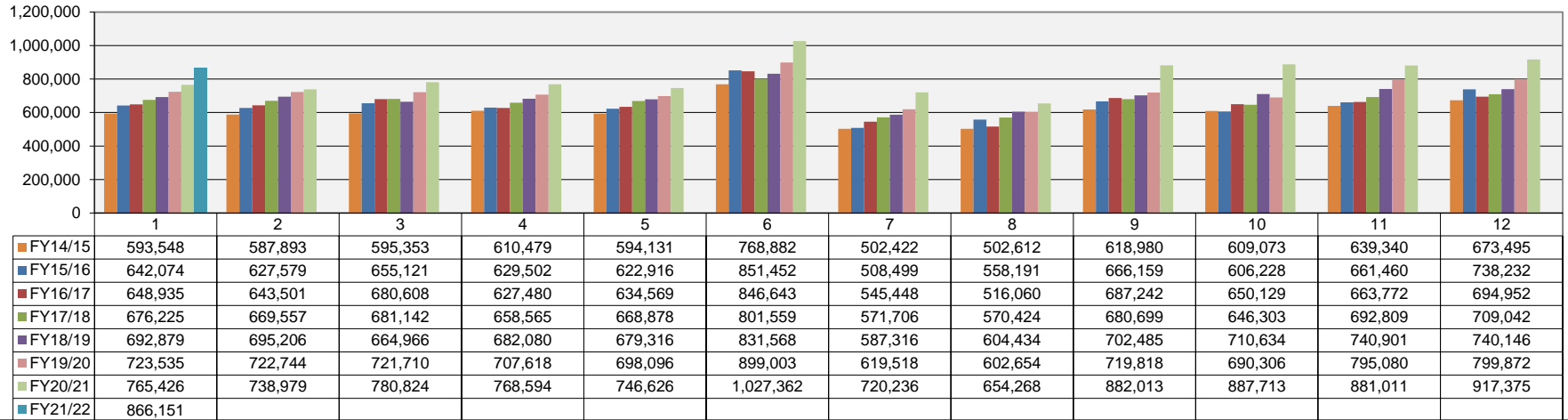
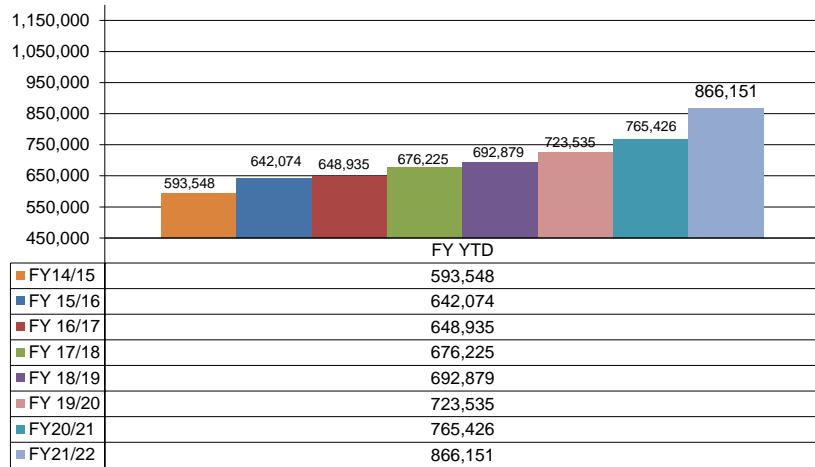


### Sales Tax



### Sales Tax Revenue Year-to-Date



#### \*COLLECTIONS IN THE CITY OF CROSSVILLE

State of TN Cost of Administration 1.125% \$ 1,758,751.10  
 Net Collections (sent to Trustee's office) \$ 19,785.95  
 Net Collections (sent to Trustee's office) \$ 173,896,515.00

Local Option Out of State Distribution \$ 10,726.26

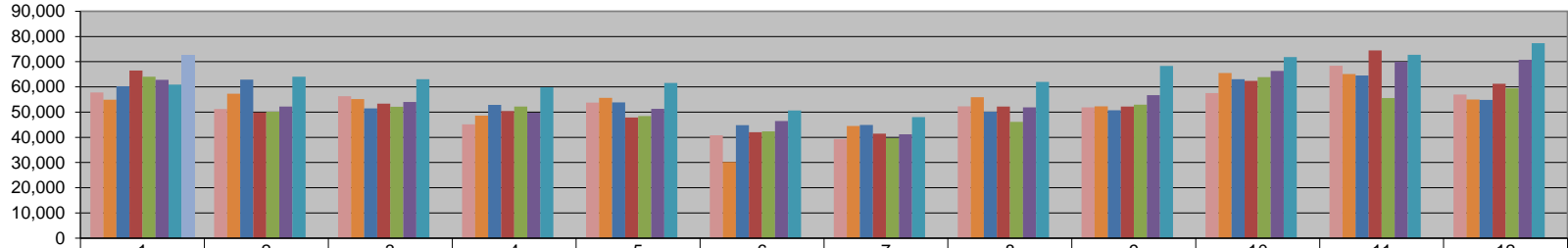
Trustee of Cumberland County 1% \$ 17,389.65  
 Net To Be Distributed \$ 1,732,301.76

#### CITY OF CROSSVILLE SPLIT

Check to City of Crossville \$ 866,150.88  
 Check to Cumberland County Board of Education \$ 866,150.88

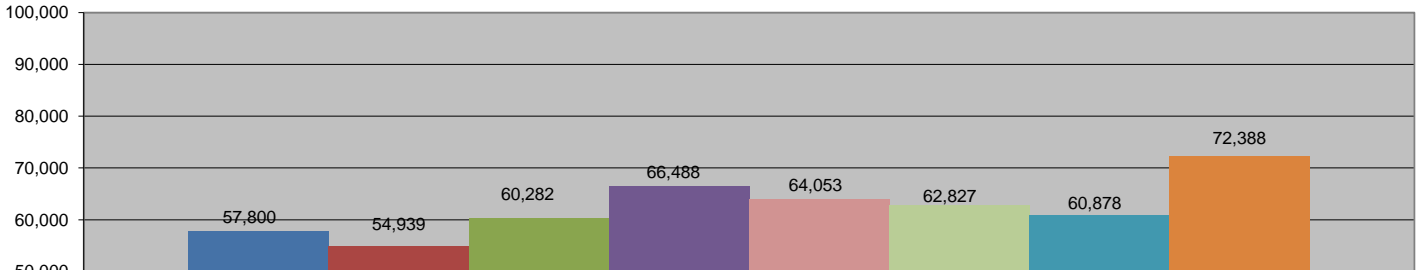
\*Totals reported in September, but actually collected in July

**Wholesale Beer Tax**



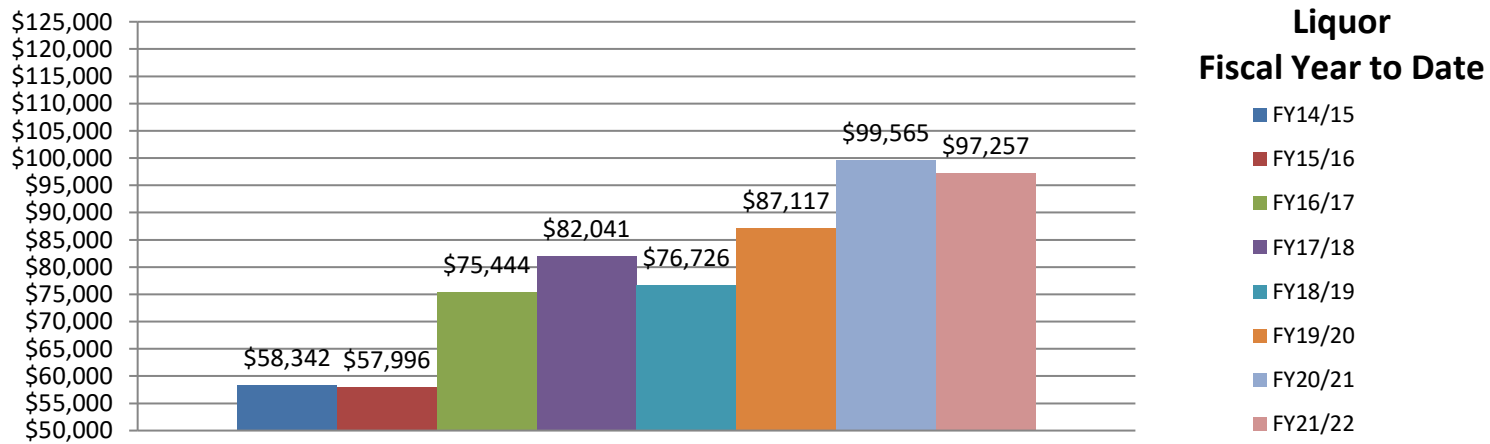
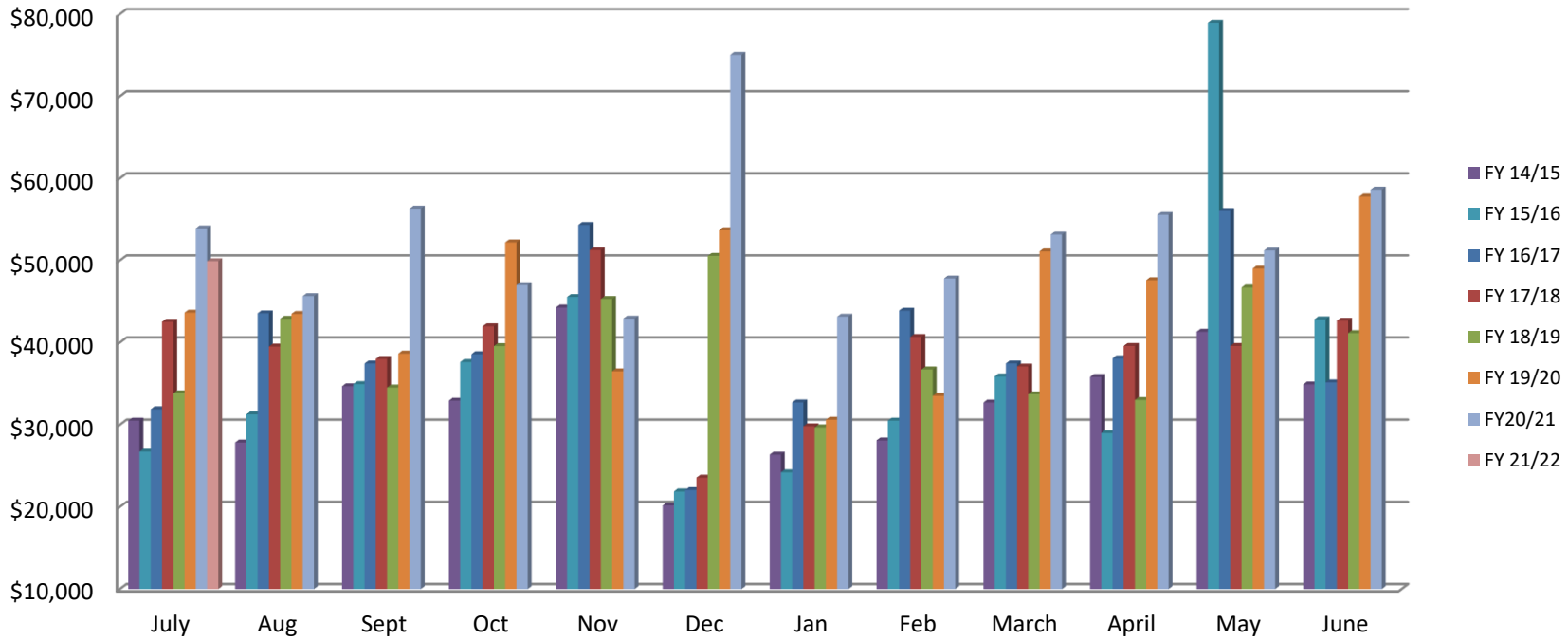
	1	2	3	4	5	6	7	8	9	10	11	12
FY14/15	57,800	51,195	56,278	45,133	53,740	40,764	39,308	52,266	51,887	57,530	68,355	57,009
FY15/16	54,939	57,328	55,181	48,596	55,690	30,239	44,517	55,910	52,279	65,528	65,097	55,042
FY16/17	60,282	62,877	51,474	52,906	53,833	44,802	44,940	50,184	50,728	63,011	64,565	54,849
FY17/18	66,488	49,858	53,345	50,387	47,876	41,990	41,453	52,248	52,251	62,422	74,463	61,278
FY18/19	64,053	50,161	52,165	52,199	48,430	42,358	39,651	46,167	52,963	63,881	55,577	59,418
FY19/20	62,827	52,249	54,046	49,788	51,283	46,487	41,202	51,919	56,731	66,366	69,966	70,772
FY20/21	60,878	64,066	63,062	59,813	61,609	50,680	48,047	61,971	68,311	71,864	72,778	77,377
FY21/22	72,388											

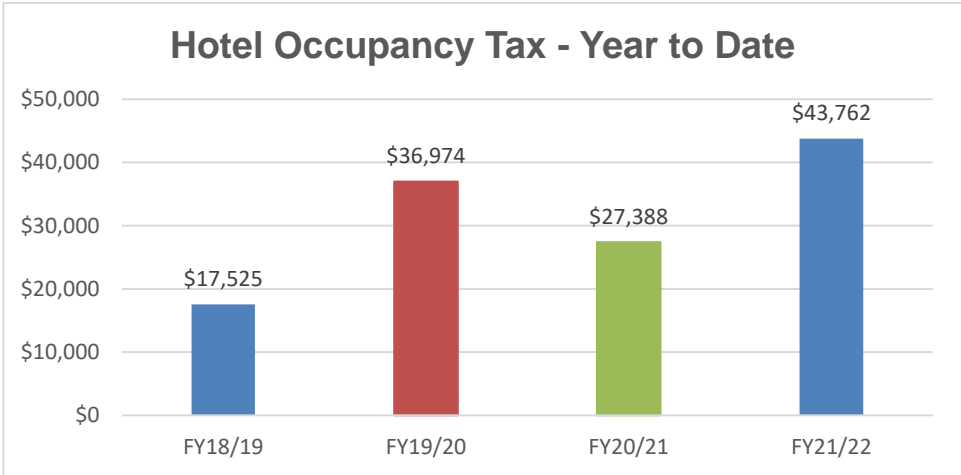
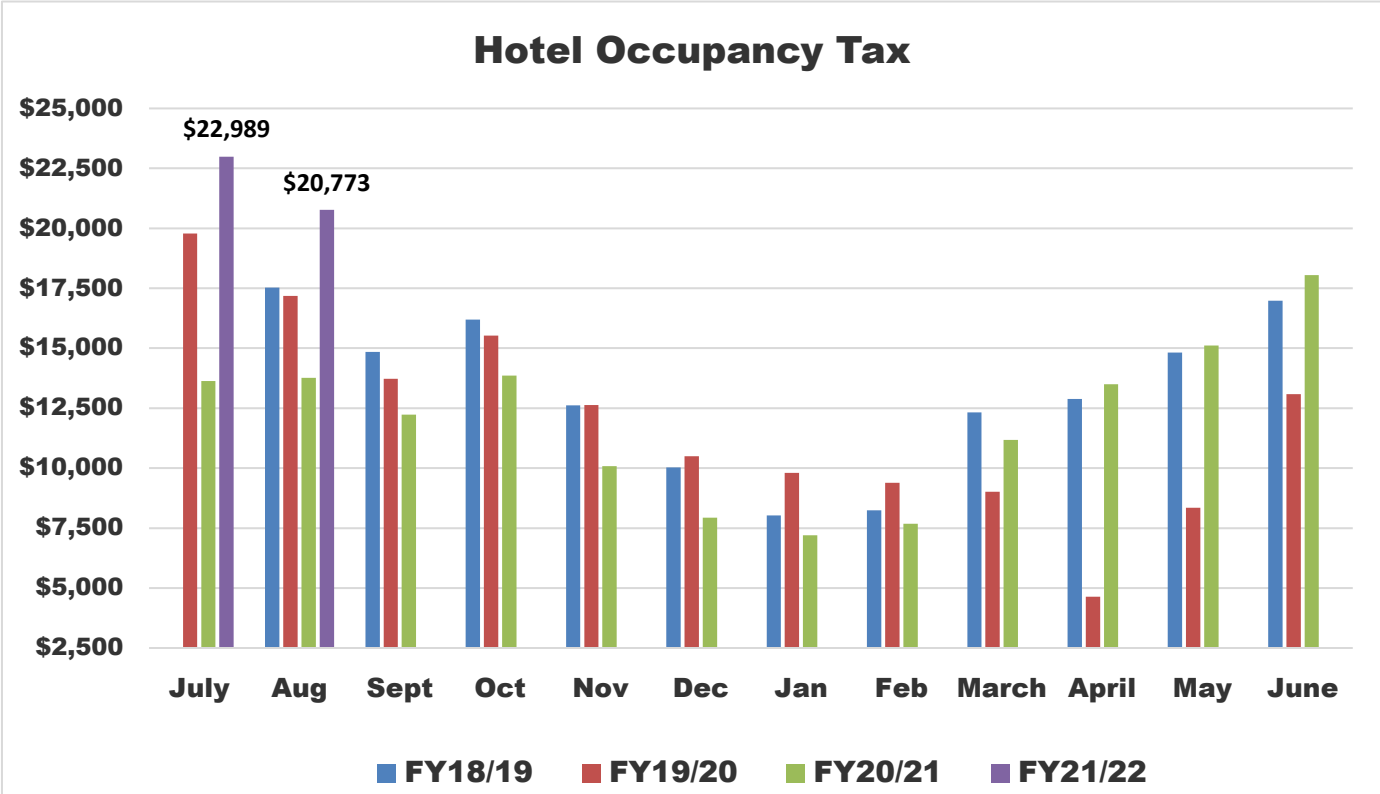
**Wholesale Beer Tax Revenue Year To Date**



	Fiscal Year to Date
FY 14/15	57,800
FY 15/16	54,939
FY 16/17	60,282
FY 17/18	66,488
FY 18/19	64,053
FY 19/20	62,827
FY20/21	60,878
FY21/22	72,388

## Liquor Income







# CROSSVILLE POLICE DEPARTMENT

## STAT COMPARISONS

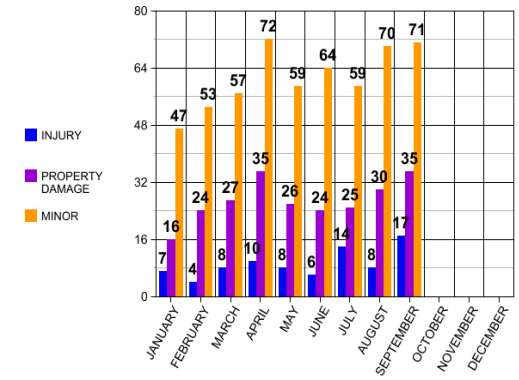
**SEPT 2021 TOTAL CALLS - 2,373**

**AUG 1,233 YEAR TO DATE - 18,505**

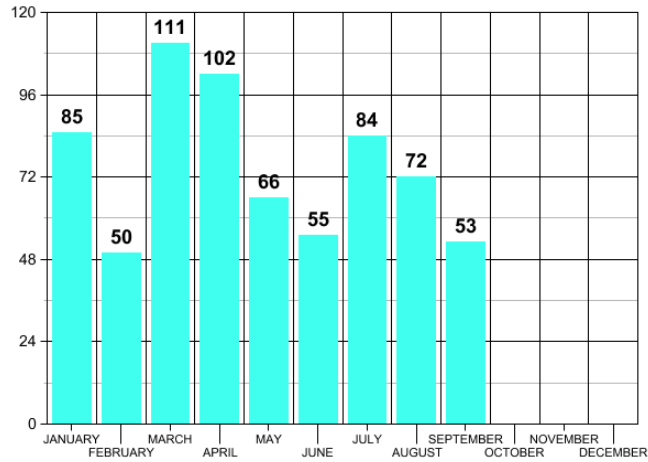
## SPECIAL EVENTS

### FRIDAY AT CROSSROADS

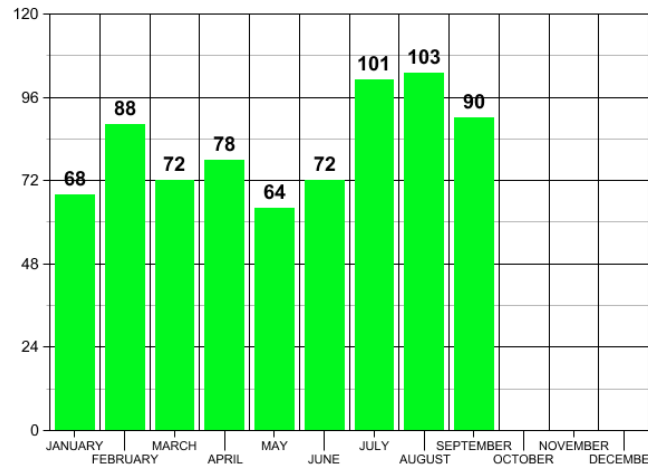
TOTAL MONTHLY ACCIDENTS



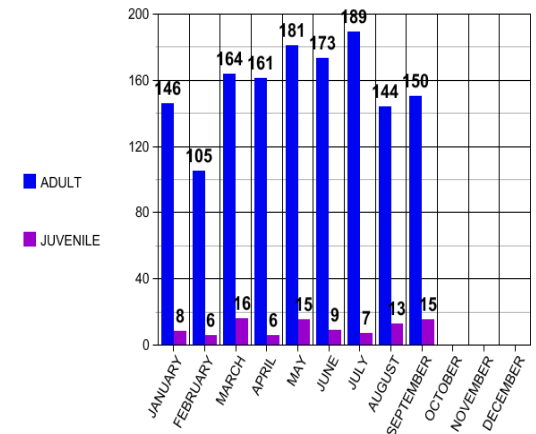
TOTAL MONTHLY CITATIONS



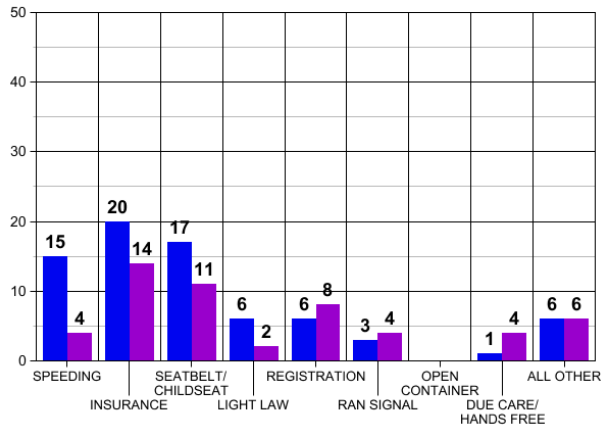
TOTAL MONTHLY OFFENSES



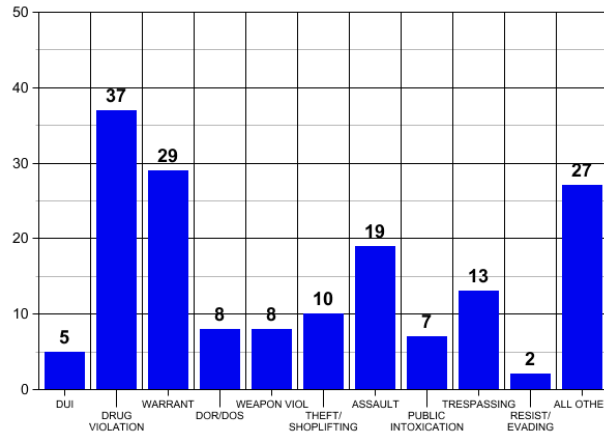
TOTAL MONTHLY ARREST



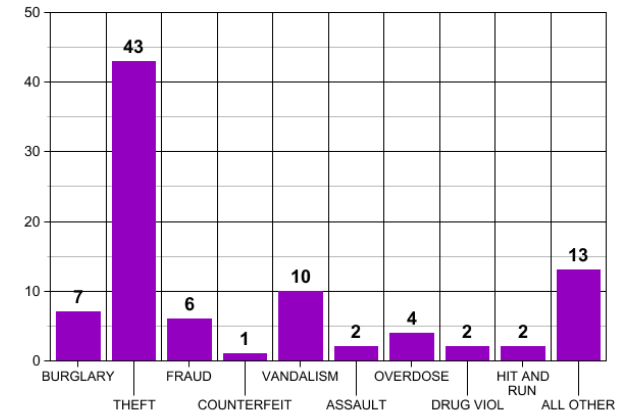
PREVIOUS MONTH CITATION COMPARISON



ARREST BY CATEGORY



OFFENSE BY CATEGORY



Monthly Stats  
September 2021

CITATIONS		OFFENSES		ARRESTS	
Ran Stop Sign	2	Burglary	7	Theft from Vehicle	1
Speeding	4	Theft from Building	7	Fraud	2
Seat belt Violation	11	Theft from Vehicle	10	Shoplifting	9
Ran Traffic Light	2	Theft of Vehicle Parts	10	Assault	3
Registration Violation	8	Theft All Other	8	Domestic Assault	11
Light Law Violation	2	Fraud	6	Viol. Bond conditions/OP	3
Insurance Violation	14	Domestic Assault	1	Drug Violation	22
Improper Use of Lane	3	Shoplifting	2	Drug Equipment	15
Helmet Violation	1	Assault	1	Weapons Law Violation	8
Change of Address	1	Violation Bond/OP	1	Vandalism	1
Due Care	2	Lost property	2	DUI	5
Texting Violation	2	Death	3	Resisting/Evading Arrest	2
		Rape	1	DOR/DOS/No DL	8
		Drug Violation	1	Hit & Run	2
		Vehicle Theft	6	Public Intoxication	7
		Counterfeit	1	Criminal Trespass	13
		Vandalism	10	Sex Offender Violation	1
		Overdose	4	Contraband in Jail	2
		Hit & Run	2	Underage Consumption	1
		Missing Person	1	Liquor Law Violation	4
		Drug Equipment	1	Criminal Impersonation	1
		DOR/DOS/No DL	1	Warrant	29
		Recovery	2		
		Dog Bite	1		
		Intimidation	1		
<b>TOTAL</b>	<b>52</b>	<b>TOTAL</b>	<b>90</b>	<b>TOTAL</b>	<b>150</b>
<b>SPEED WARNINGS</b>	<b>1</b>	<b>JUVENILE ARRESTS</b>		<b>TOTAL CALLS</b>	<b>2373</b>
<b>WARNINGS</b>	<b>0</b>	Runaway	3	<b>ANIMAL CONTROL CALLS</b>	<b>46</b>
<b>JUVENILE CITATIONS</b>		Vandalism	1	<b>ACCIDENTS</b>	
Improper Use of Lane	1	Assault	5	Fatality	1
		False Report	2	With Injury	16
		Intimidation	1	Without Injury	35
		Liquor Law Violation	3	Minor	71
<b>TOTAL</b>	<b>1</b>	<b>TOTAL</b>	<b>15</b>	<b>TOTAL</b>	<b>123</b>

\* September 9th, provided security and road closures for Friday Night at the Crossroads.

\* September 20th, hosted new officer testing.

# Crossville Fire Dept.

Crossville, TN

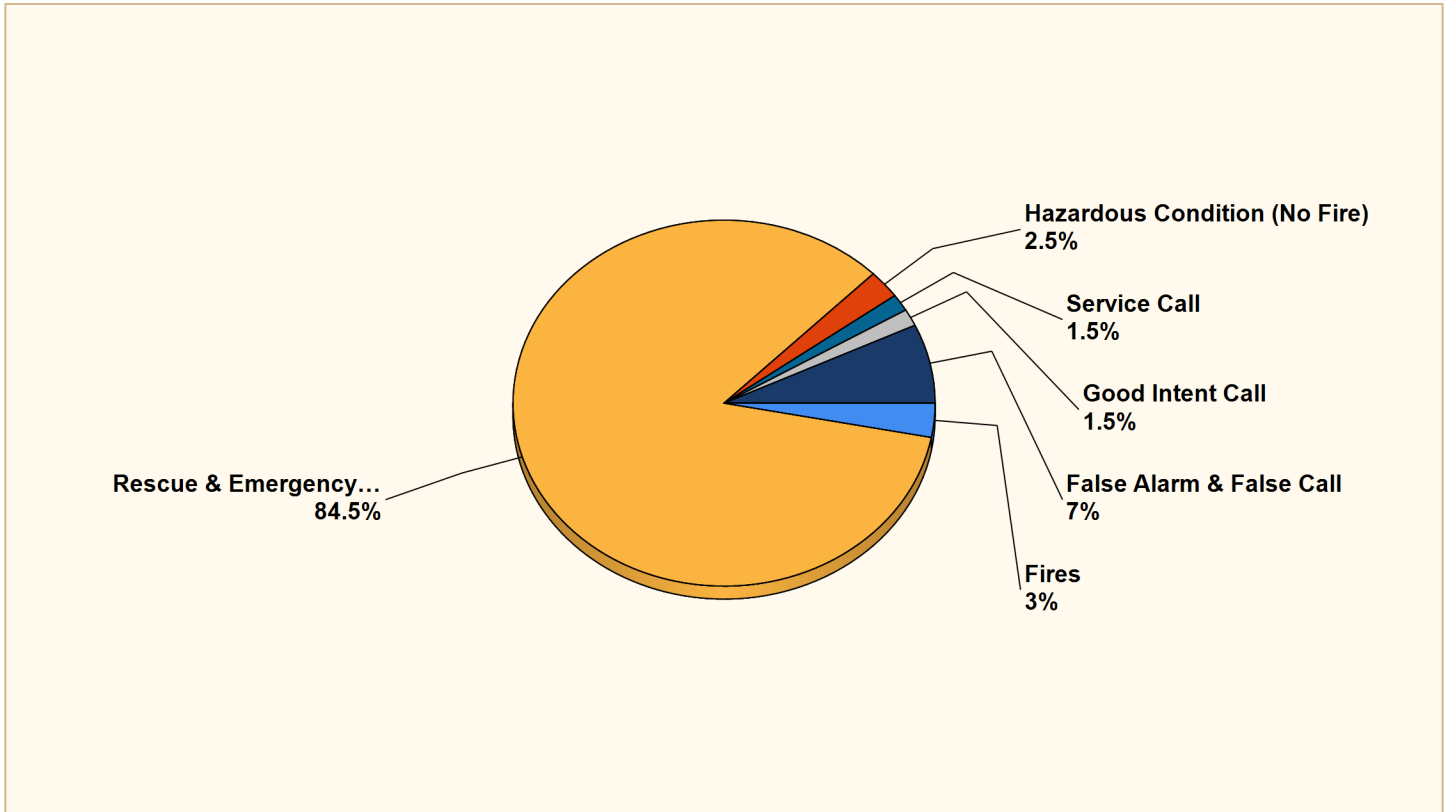
This report was generated on 10/1/2021 7:54:20 AM

CROSSVILLE



## Breakdown by Major Incident Types for Date Range

Zone(s): All Zones | Start Date: 09/01/2021 | End Date: 09/30/2021



MAJOR INCIDENT TYPE	# INCIDENTS	% of TOTAL
Fires	6	3%
Rescue & Emergency Medical Service	169	84.5%
Hazardous Condition (No Fire)	5	2.5%
Service Call	3	1.5%
Good Intent Call	3	1.5%
False Alarm & False Call	14	7%
<b>TOTAL</b>	<b>200</b>	<b>100%</b>

Only REVIEWED and/or LOCKED IMPORTED incidents are included. Summary results for a major incident type are not displayed if the count is zero.



### Detailed Breakdown by Incident Type

INCIDENT TYPE	# INCIDENTS	% of TOTAL
111 - Building fire	3	1.5%
118 - Trash or rubbish fire, contained	1	0.5%
131 - Passenger vehicle fire	1	0.5%
150 - Outside rubbish fire, other	1	0.5%
311 - Medical assist, assist EMS crew	1	0.5%
321 - EMS call, excluding vehicle accident with injury	148	74%
322 - Motor vehicle accident with injuries	17	8.5%
324 - Motor vehicle accident with no injuries.	1	0.5%
350 - Extrication, rescue, other	1	0.5%
353 - Removal of victim(s) from stalled elevator	1	0.5%
413 - Oil or other combustible liquid spill	1	0.5%
442 - Overheated motor	1	0.5%
445 - Arcing, shorted electrical equipment	2	1%
463 - Vehicle accident, general cleanup	1	0.5%
500 - Service Call, other	1	0.5%
551 - Assist police or other governmental agency	1	0.5%
561 - Unauthorized burning	1	0.5%
611 - Dispatched & cancelled en route	1	0.5%
631 - Authorized controlled burning	1	0.5%
653 - Smoke from barbecue, tar kettle	1	0.5%
700 - False alarm or false call, other	1	0.5%
710 - Malicious, mischievous false call, other	1	0.5%
721 - Bomb scare - no bomb	1	0.5%
735 - Alarm system sounded due to malfunction	3	1.5%
741 - Sprinkler activation, no fire - unintentional	1	0.5%
745 - Alarm system activation, no fire - unintentional	7	3.5%
<b>TOTAL INCIDENTS:</b>	<b>200</b>	<b>100%</b>

Total of burn permits for September 2021  
170

Jennifer Hall

Only REVIEWED and/or LOCKED IMPORTED incidents are included. Summary results for a major incident type are not displayed if the count is zero.





# Crossville Fire Dept.

Crossville, TN

This report was generated on 10/1/2021 7:56:11 AM

CROSSVILLE



## Daily Log Items per Activity Code for Date Range with Personnel

Activity Codes: MD1- Assist Other Agencies - MD1 assisting other agencies, MD1-Advanced Treatment - MD1 Advanced Treatment/Availability, MD1-Medical Direction and QA - MD1-Medical Direction, Instruction and Quality Assurance, MD1-Other activity - MD1-other activity-description in Notes, MD1-Safety and Rehab - MD1 Safety Officer and Rehab Management and 1 more | Start Date: 09/01/2021 | End Date: 09/30/2021

### MD1- Assist Other Agencies - MD1 assisting other agencies

START DATE	END DATE	DURATION (hh:mm)	STATION	APPARATUS	PERSONNEL	NOTES
09/07/2021 15:20:00	09/07/2021 15:45:00	0:25	ST1 - CFD Station 1		Fox, Mark A	Responded to reported active shooter in residential neighborhood with CPD. All officers unharmed. Suspect in CPD custody
						<b>Total Items: 1</b>

### MD1-Medical Direction and QA - MD1-Medical Direction, Instruction and Quality Assurance

START DATE	END DATE	DURATION (hh:mm)	STATION	APPARATUS	PERSONNEL	NOTES
09/01/2021 15:50:00	09/01/2021 16:11:00	0:21	ST1 - CFD Station 1		Fox, Mark A	OD. Evaluate/direct care
09/13/2021 15:22:00	09/13/2021 15:32:00	0:10	ST1 - CFD Station 1		Fox, Mark A	Unresponsive 18 yo, Kroger. Assist EMS with assessment/ medical decision making.
09/16/2021 10:50:00	09/16/2021 11:05:00	0:15	ST1 - CFD Station 1		Fox, Mark A	I unresponsive patient with probable cardiac and drug related issues.
						<b>Total Items: 3</b>

### MD1-Triage - MD1 Treatment, Triage, Disposition Determination

START DATE	END DATE	DURATION (hh:mm)	STATION	APPARATUS	PERSONNEL	NOTES
09/04/2021 11:40:00	09/04/2021 11:53:00	0:13	ST1 - CFD Station 1		Fox, Mark A	Assist with probable CVA patient
09/22/2021 15:50:00	09/22/2021 16:25:00	0:35	ST1 - CFD Station 1		Fox, Mark A	Assist with MVC, femur fracture, EMS assist
						<b>Total Items: 2</b>
						<b>Grand Total Items: 6</b>

Displays all Daily Log Items with personnel list for DATE RANGE and ACTIVITY CODE, grouped by Activity Code



## 2021-2022 Building Permits

	County	County	City	City	City & County	City & County	Land Disturbance	Plan Sign	Plan Review	Demo	House Moving	County Fees Paid	City Fees Paid
July	19	0	7	3	24	14	0	0	0	0	1	\$17,047.00	\$10,758.00
August	38	1	13	0	46	15	9	0	1	0	0	\$42,471.00	\$8,678.50
September	23	2	12	2	34	31	4	0	0	1	0	\$29,790.00	\$14,620.00
October													
November													
December													
January													
February													
March													
April													
May													
June													
<b>Total</b>	<b>80</b>	<b>3</b>	<b>32</b>	<b>5</b>	<b>104</b>	<b>60</b>	<b>13</b>	<b>0</b>	<b>1</b>	<b>1</b>	<b>1</b>	<b>\$89,308.00</b>	<b>\$34,056.50</b>

## Engineering Projects Report    October 6, 2021

Project	Current Status	Dates
<b>TDOT 127 South Utility Relocation</b>	TDOT has contracted with Engineers to redesign the portion of the project containing the Homestead Triangle into a stand-alone project in English units.	
<b>TDOT 127 North Utility Relocation Section 1</b>	Road bores for the City's utilities is the only work performed this month.	Target Completion Date June 30, 2025
<b>TDOT 127 North Utility Relocation Section 4 (Fentress Cumberland County Line)</b>	All final utility plans and information have been submitted to TDOT and we are awaiting construction.	Bid Letting October 8, 2021
<b>TDOT 127 North Utility Relocation Section 2</b>	The Engineer has begun the preliminary design and the City has received the signed contract with TDOT.	
<b>TDOT 127 North Utility Relocation Section 3</b>	The Engineer has begun the preliminary design and the City has received the signed contract with TDOT.	
<b>Northwest Connector Phase 3</b>	The Contractor for Buc-ee's has installed the 12 inch water line on Stout Drive but has not tested the line. The TDOT Utility contractor is waiting on material delivery and should start installation October 15th.	Total Completion Date July 21, 2023 Finish from Genesis To Stout May 31, 2022
<b>Northwest Connector Phase 2</b>	All appraisals work has been completed and the City has started acquiring property.	Bid Letting 2023
<b>Downtown Sidewalks</b>	The grant has been extended. The City is in the process of acquiring the easements. The City has applied for a Multimodal Access Grant for the lighting.	
<b>Old Lantana Road, County Seat and Southbend Waterline Replacement</b>	The City has reviewed the plans and the Engineer is revising the plans. A construction start date will be established once the easements are acquired.	
<b>Bridges for Trails at Meadow Park</b>	The Street Department has cut the concrete abutments for the gas line installation. Once the gas line is installed the City will bid the steel bridge.	
<b>Quail Hollow Court</b>	The Exhibit "A" document required for the sale of the property will be updated when the Airport Layout Plan is updated during this year.	
<b>Main Street and Lantana Traffic Signal Replacement</b>	This project is ready to be bid and we are waiting to coordinate this project with the downtown sidewalk project.	
<b>Fourth Street and West Avenue Traffic Signal Replacement</b>	The Engineer is addressing the comments from the TDOT review. A utility coordination meeting is forthcoming. This project has low priorities because the City will not have STP funds to fund construction for three to five years.	
<b>Meadow Park Water Filtration Plant Sewer Project</b>	The Engineer has created the exhibits for the easements. The City is in the process of acquiring the easements.	Schedule will be forthcoming
<b>Raw Water Study (Meadow Park Lake Expansion)</b>	The gathering of data for the Archaeological Study is complete and the Environmental Study initial data gathering is complete. The preliminary environmental documents have been forwarded to TDEC and the archaeological document has been forwarded to the USACE. TDEC has started their review and will be reviewing the data with the Environmental specialist in the coming months.	
<b>Airport Obstruction Removal</b>	The City is waiting on the contract from TDOT for the environmental work required before the project can be bid. City Crews have completed the full tree removals.	
<b>Catoosa 127 North Water Tank</b>	The tank is complete. Installing the fence is all that remains. The TDOT contractor will install the piping to the tank.	
<b>Underwood Street Sidewalk</b>	Acquisition documents have been turned over to the City Attorney so that City Staff can negotiate the acquisitions.	
<b>Tulip Drive Sewer Installation</b>	The plans are complete and the City is awaiting the payment of the fees.	
<b>Airport ALP</b>	The lidar survey has been flown and the data is being processed. The City has received a draft copy of the Exhibit A (Airport property and funding map).	
<b>Meadow Park Water Filtration Master Meters</b>	The base of the meter vaults has been installed. The Contractor is working to install the piping.	Contract Completion August 28, 2021
<b>Industrial Blvd and Highway 127 Intersection Waterline Rehab</b>	Community Development Partners has requested more industry growth information and they are looking at other grant opportunities.	
<b>Deer Creek Sewer</b>	HOA of Deer Creek has renewed their sewer permit and they are discussing option for connecting to the City Sewer system.	
<b>Tansi Sewer</b>	This project is complete and the first billing cycle should be starting soon.	
<b>TDOT SR 1 Highway 70 (Sparta Highway) Utility Relocation</b>	The Engineer is developing the utility relocation plan.	Bid Letting December 10, 2021
<b>TDOT SR 24 Highway 70 North Utility Relocation</b>	The Engineer is developing the utility relocation plan. TDOT is working out clearance issues with TVA lines and this project's timeline will grow.	Bid Letting August 19, 2021
<b>TDOT SR 282 Dunbar Culvert Replacements Utility Relocation</b>	This project is complete and will be removed from this list.	
<b>CoLinx Fire Pump and Tank System</b>	All upgrades have been completed. Capping the line to the tank is all that remains in order to disconnect the tank and the pump. CoLinx has been paid the full approved amount.	
<b>2021 CDBG</b>	The Contractor has completed the pipe bursting, pipe lining and manhole rehab. Internal point repairs and cleanup are the remaining items.	
<b>Interstate Drive Water Tank (Cotton Patch) Repainting</b>	The tank is back in service and the close-out change order should be on the November agenda.	
<b>Meadow Park Dock Repair</b>	The Contractor is mobilizing October 12th.	
<b>Little Obed Pedestrian Bridge</b>	The City is advertising for RFQ for Engineering. Funds for this project will be coming from a Three-Star grant awarded to the County via the Joint Economic Community Development Board.	
<b>Private Developments</b>		
<b>The Gardens Phase 8 Plat 3</b>	The Final Plat has been approved by the Planning Commission. All utilities have been approved. Paving, base stone and curbing are remaining items to be completed.	
<b>The Gardens Phase 8 Plat 4</b>	The Final Plat has been approved by the Planning Commission. The utilities have been installed and testing remains. Work has not started on the road.	
<b>Collins Place Subdivision Phase 1</b>	The Preliminary Plat has been approved by the Planning Commission. The sewer installation is remaining.	
<b>Meadow Creek Subdivision</b>	The Preliminary Plat has been approved by the Planning Commission. The water plans have been approved by the City and TDEC.	
<b>First Street Estate Subdivision</b>	The Preliminary Plat has been approved by the Planning Commission. The sewer plans have been approved by TDEC.	
<b>Sky View Meadow Subdivision Phase 1</b>	This phase is complete and will be removed from this list.	

**CITY OF CROSSVILLE**  
**BONDS and NOTES**  
(SCHEDULES ATTACHED)

6 Months interest in December and May  
Principal payment in May

	<u>PAY</u>	<u>INT</u>	<u>9/30/2021</u>	<u>PRINCIPAL</u>	<u>INTEREST</u>	<u>9/30/2021</u>
	<u>OUT</u>	<u>RATE</u>	<u>LOAN</u>	<u>PAYMENT</u>	<u>PAYMENT</u>	<u>LOAN</u>
			<u>BALANCE</u>			<u>BALANCE</u>
<b>GENERAL FUND</b>						
E-911		2024 Variable	\$ 193,000	\$ 61,000	\$ 5,800	\$ 193,000
2020 Series A1 Bonds		2037 4.00%	\$ 3,965,000	\$ 100,000	\$ 50,727	\$ 3,965,000
2020 Series B Bonds		2028 4.27%	\$ 1,915,000	\$ 270,000	\$ 12,046	\$ 1,915,000
2020 Series A2 Bonds		2037 3.00%	\$ 1,165,000	\$ 70,000	\$ 15,112	\$ 1,165,000
			<u>\$ -</u>	<u>\$ -</u>	<u>\$ -</u>	<u>\$ -</u>
<b><u>TOTAL (GENERAL FUND)</u></b>			<b><u>\$ 7,238,000</u></b>	<b><u>\$ 501,000</u></b>	<b><u>\$ 83,685</u></b>	<b><u>\$ 7,238,000</u></b>
<b>Water &amp; Sewer Fund</b>						
2020 Series C Bonds		2050 4.00%	\$ 29,360,000	\$ 545,000	\$ 703,766	\$ 29,360,000
Catoosa's Share			<u>\$ (5,715,236)</u>	<u>\$ (106,090)</u>	<u>\$ (136,995)</u>	<u>\$ (5,715,236)</u>
			\$ 23,644,764	\$ 438,910	\$ 566,771	\$ 23,644,764
2020 Series D Bonds		2027 4.19%	\$ 1,030,000	\$ 200,000	\$ 12,140	\$ 1,030,000
			<u>\$ 24,674,764</u>	<u>\$ 638,910</u>	<u>\$ 578,911</u>	<u>\$ 24,674,764</u>
<b>CATOOSA</b>						
2020 Series C Bonds		2050 4.00%	\$ 5,715,236	\$ 106,090	\$ 136,995	\$ 5,715,236
RUD Plateau tank			<u>\$ 873,173</u>	<u>\$ 15,544</u>	<u>\$ 15,428</u>	<u>\$ 873,173</u>
			<u>\$ 6,588,409</u>	<u>\$ 121,634</u>	<u>\$ 152,423</u>	<u>\$ 6,588,409</u>
<b><u>TOTALS (WATER &amp; SEWER FUND)</u></b>			<b><u>\$ 31,263,173</u></b>	<b><u>\$ 760,544</u></b>	<b><u>\$ 731,334</u></b>	<b><u>\$ 31,263,173</u></b>
					<u>TOTAL</u>	\$ 38,501,173

