



CITY OF  
**CROSSVILLE**  
TENNESSEE

---

# CITY MANAGER'S MONTHLY REPORT

---



**JANUARY  
2026**

Prepared by  
**City Clerk's  
Office**

---

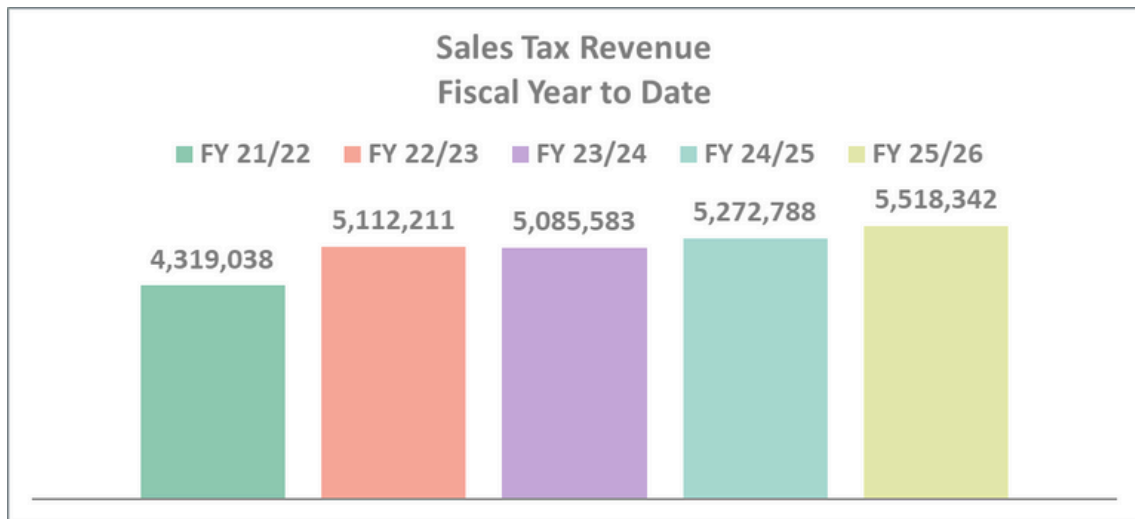
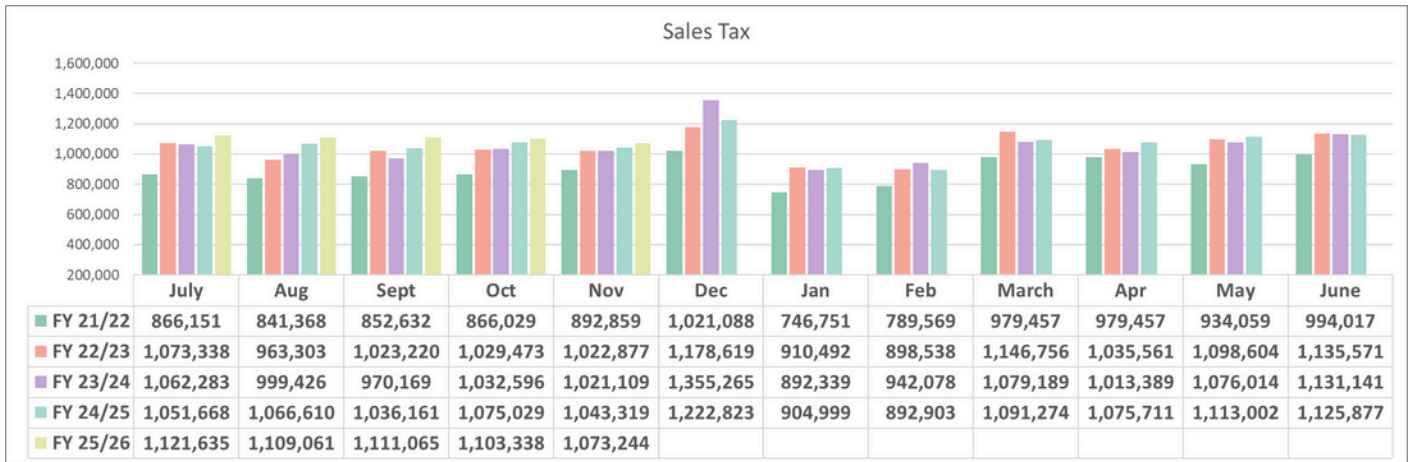
# Table of Contents

<u>Sales Tax</u>	01
<u>Wholesale Beer Tax</u>	02
<u>Liquor Tax</u>	03
<u>Hotel Occupancy Tax</u>	04
<u>Human Resources Report</u>	05
<u>Police Dept. - Stats</u>	06
<u>Police Dept. - Year To Year</u>	07
<u>Police Dept. - SRO Report</u>	08
<u>Fire Dept. - Incident Report</u>	09
<u>Water Loss Report</u>	10
<u>Street Dept. Report</u>	11
<u>Maintenance Dept. Report</u>	12
<u>Water Treatment Plant Report</u>	13
<u>Utility Maintenance Report</u>	14
<u>Catoosa Dept. Report</u>	15
<u>Leisure Services Dept. - Parks Report</u>	16
<u>Leisure Services Dept. - Palace Report</u>	17
<u>Leisure Services Dept. - Events Report</u>	18
<u>Codes Dept. Report</u>	19
<u>Engineering Dept. Report</u>	20
<u>Airport FBO Report</u>	21
<u>Finance Dept. - Bonds Report</u>	22
<u>Finance Dept. - Grants Report</u>	23
<u>Bids under Budget</u>	24

# CITY OF CROSSVILLE

## SALES TAX

### JANUARY 2026



#### \*COLLECTIONS IN THE CITY OF CROSSVILLE

State of TN Cost of Administration

2,174,619.39  
1.125% \$ 16,309.65  
\$ 2,158,309.74

Net Collections (sent to Trustee's office)

Local Option Out of State Distribution

\$ 8,907.16

Trustee of Cumberland County

1% \$ 21,583.10

Net To Be Distributed

\$ 2,145,633.80

#### CITY OF CROSSVILLE SPLIT

Check to City of Crossville

\$ 1,072,816.90

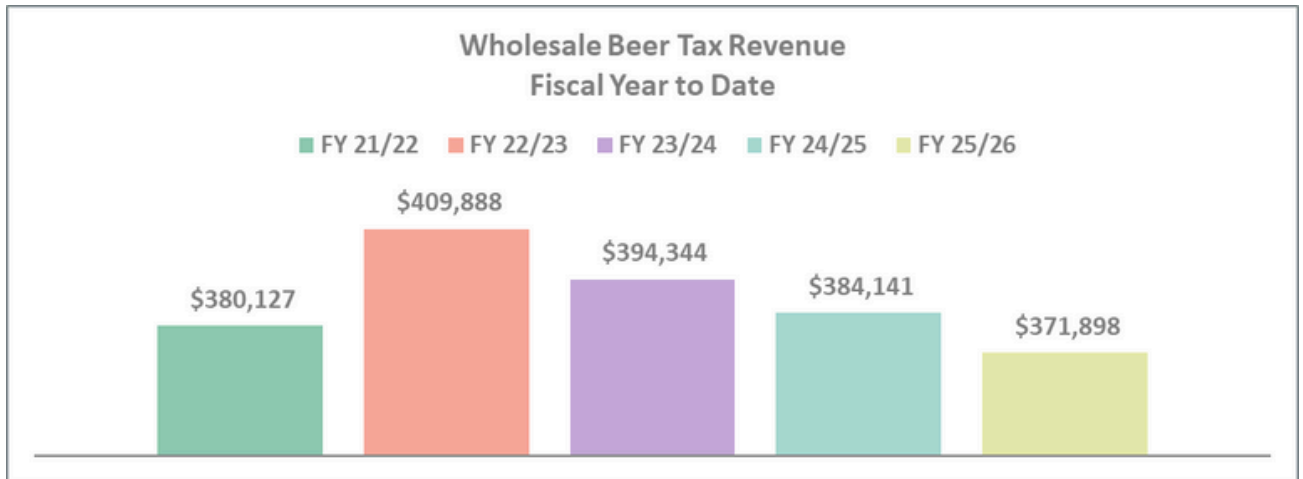
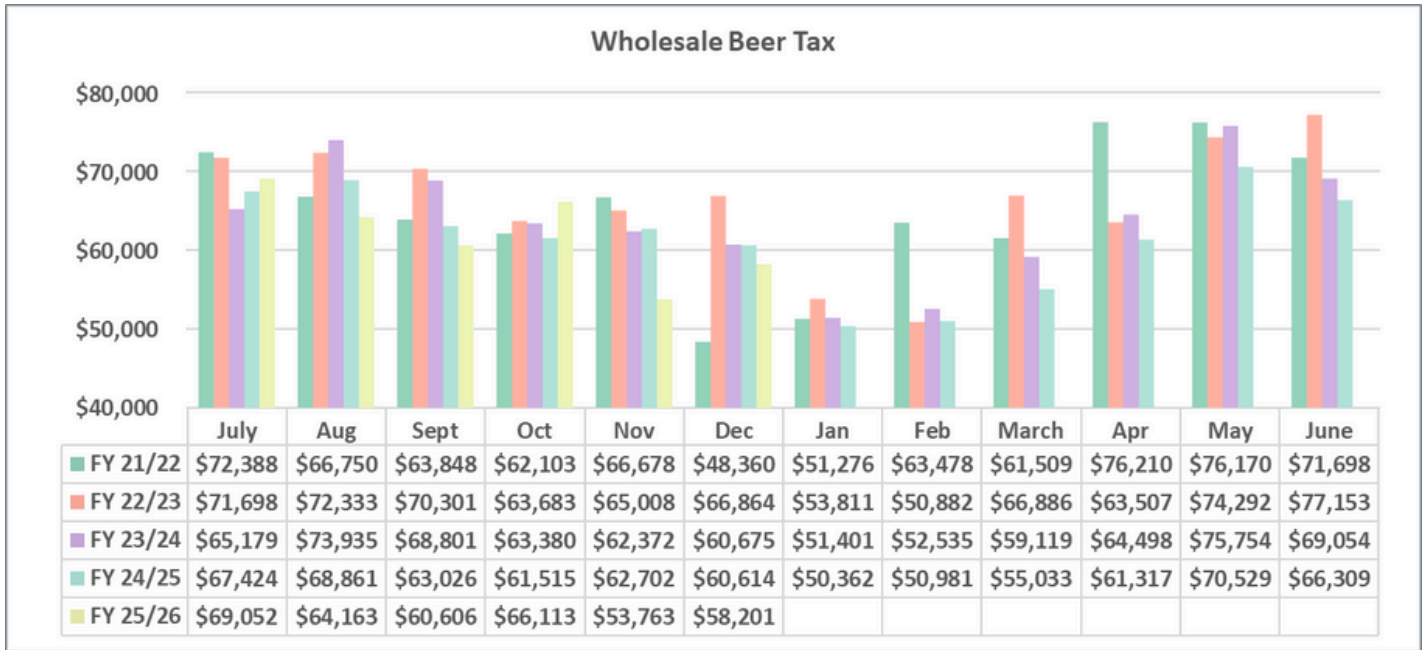
Check to Cumberland County Board of Education

\$ 1,072,816.90

\*Totals reported in January but actually collected in November



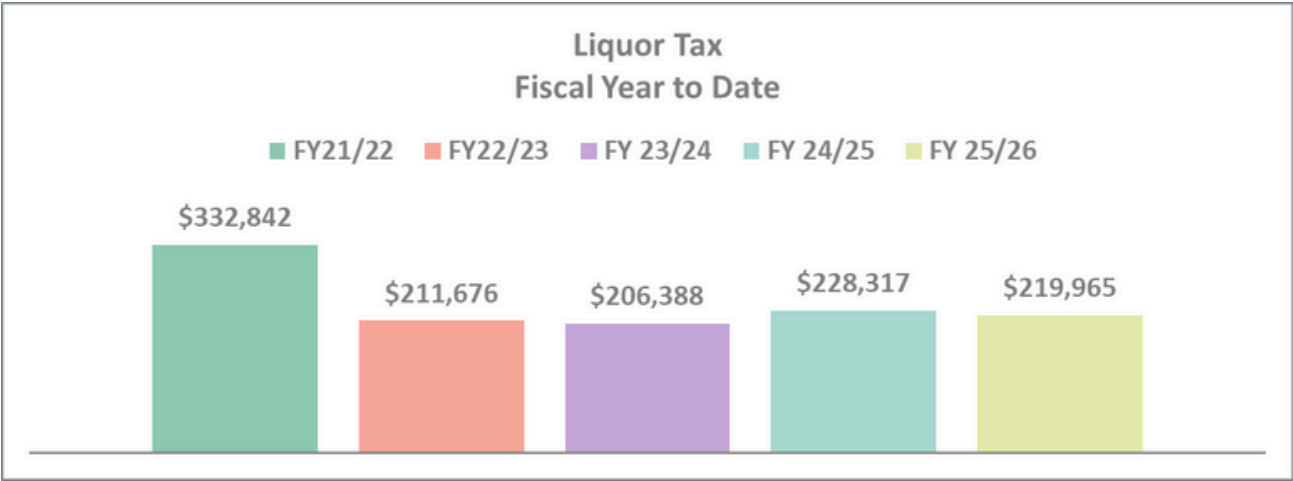
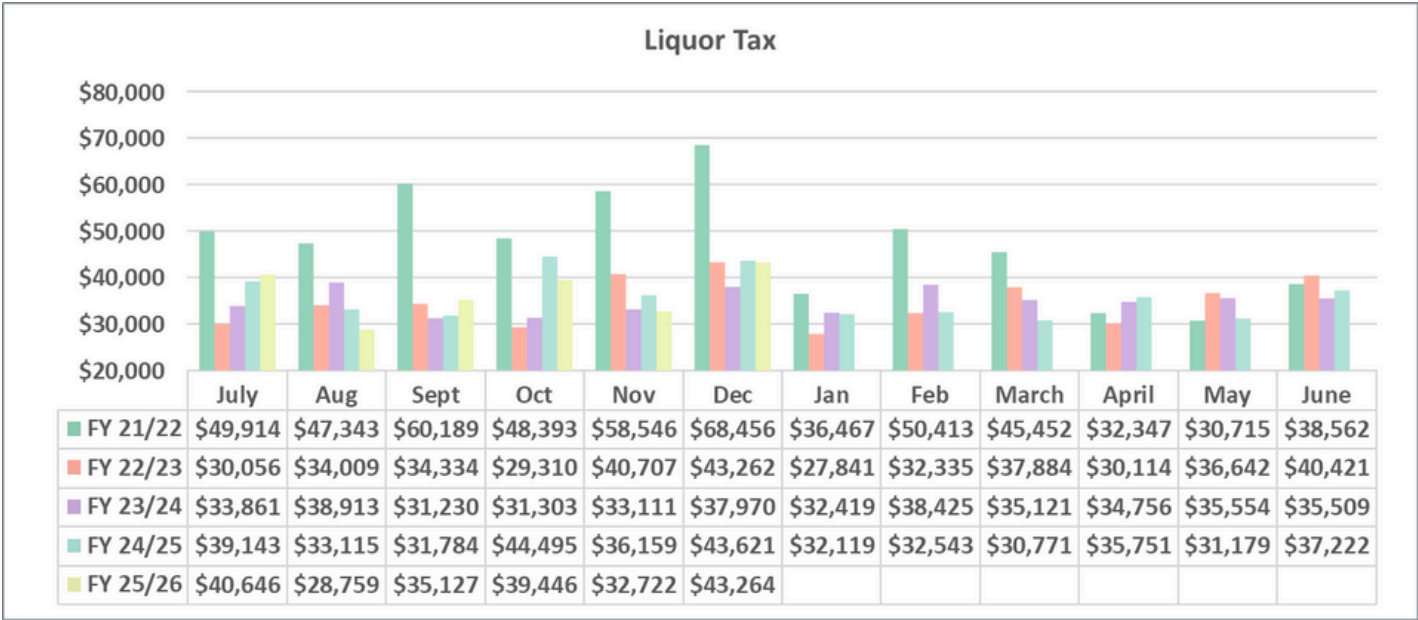
# CITY OF CROSSVILLE WHOLESALE BEER TAX JANUARY 2026



# CITY OF CROSSVILLE

## LIQUOR TAX

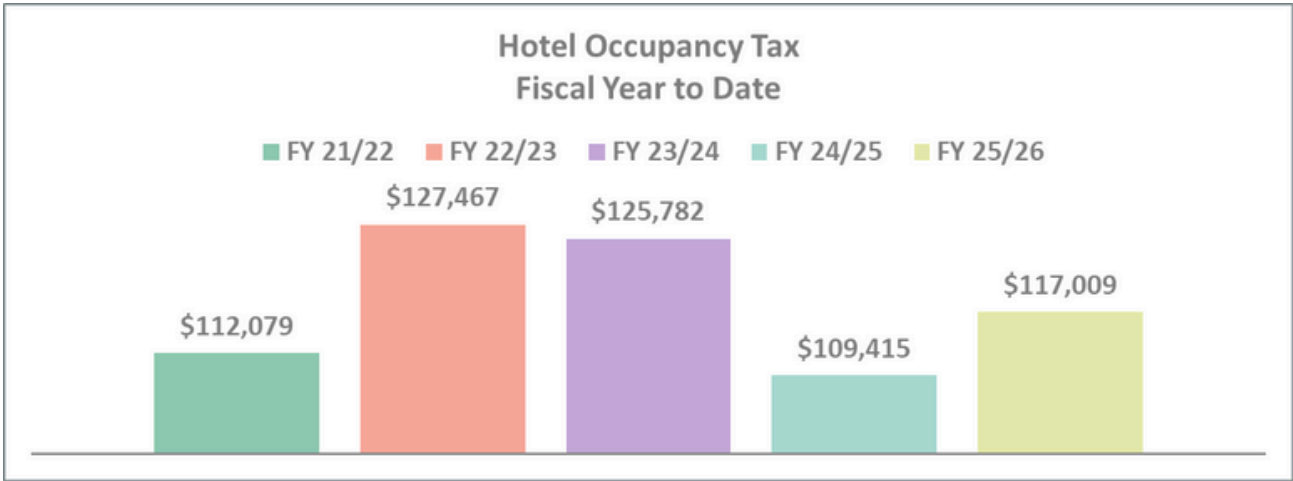
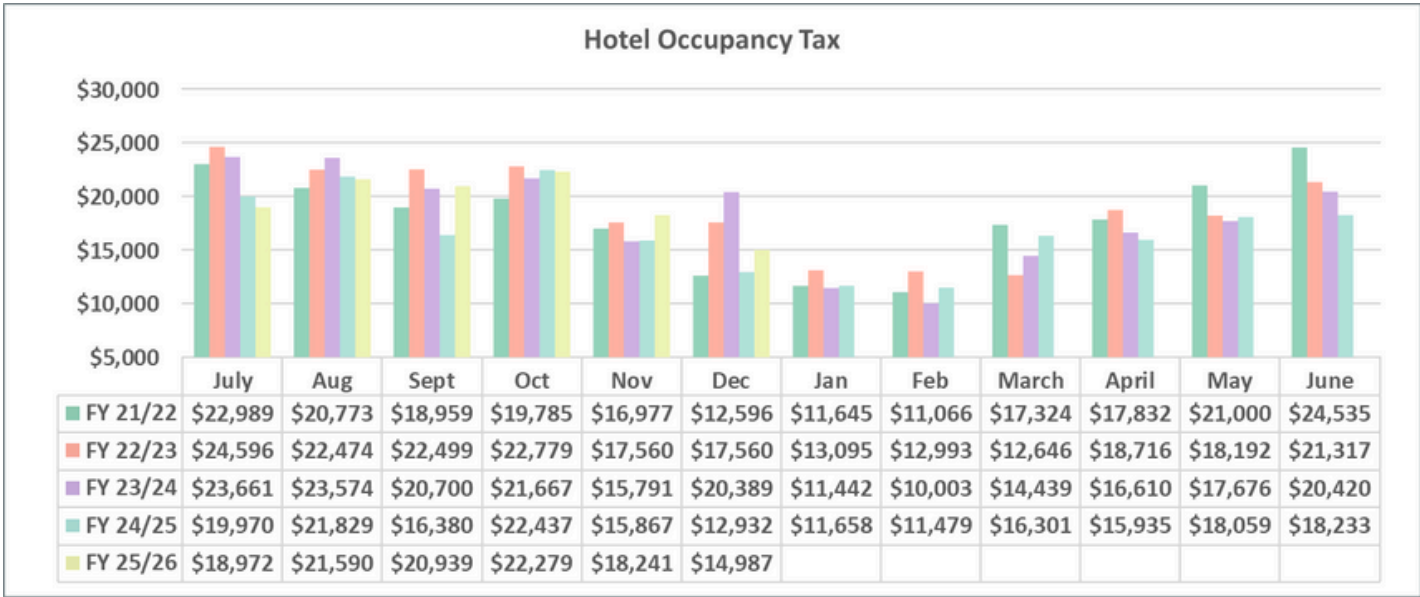
### JANUARY 2026



# CITY OF CROSSVILLE

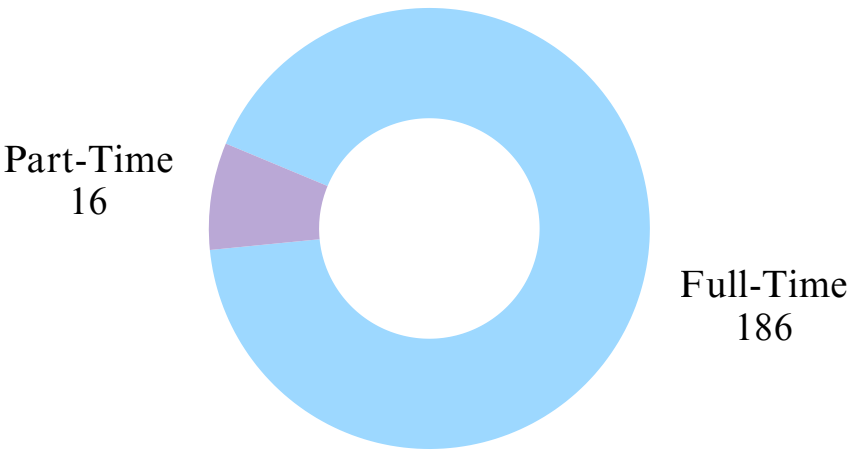
## HOTEL OCCUPANCY TAX

### JANUARY 2026



CITY OF CROSSVILLE  
HUMAN RESOURCES  
JANUARY REPORT

Employees



**YEARS OF SERVICE**

Samantha Bullock	25
Brian Wyatt	22
Mitchell Phipps	16
Valerie Hale	16
Andrew King	15
Tamara Parks	11
Michael Hillis	11
Ashley Armstrong	11
Jared South	11
Chrystal Massey	10
Keith Sadula	8
Jefferey Connell	8
Felicia Keyes	2
Haley Luttrell	2
Jacob Ogle	2
Dustin Lane	1

**EMPLOYEE OF THE  
1ST QUARTER**

Kyle Sherrill

**EMPLOYEE OF THE  
2ND QUARTER**

Justin Troglin

**EMPLOYEE OF THE  
3RD QUARTER**

Sergeant Keith Sadula

**EMPLOYEE OF THE  
4TH QUARTER**

Randy Hawn

**JOB VACANCIES**

- Maintenance
- Catoosa
  - Utility Maint.
- Utility Maintenance
- Parks & Rec

**NEW HIRES**

- Utility Maint.
  - Jacob Jones





# CROSSVILLE POLICE DEPARTMENT

## MONTHLY STATS REPORT

### JANUARY 2026

CITATIONS		OFFENSES		ARRESTS	
Open Container	1	Burglary	1	Burglary	1
Speeding	8	Theft All Other	4	Theft All Other	1
Seatbelt Violation	6	Assault	2	Forgery	1
Window Tint Violation	1	Rape	1	Assault	2
Ran Traffic Light	1	Domestic Assault	1	Fraud	1
Insurance Violation	8	Fraud	2	Vandalism	1
Registration Violation	13	Counterfeit	1	Resist/Evading Arrest	3
Light Law Violation	9	Shoplifting	5	Drug Violation	4
No DL	1	Vehicle Theft	1	Drug Equipment	6
		Death	2	DUI	6
		Intimidation	1	Vehicle Theft	1
		Runaway	1	DOR/DOS/No DL	3
		Drug Violation	2	Shoplifting	2
		Lost Property	3	Public Intoxication	7
		APS Referral	5	Underage Consumption	1
		Drug Equipment	1	Criminal Trespass	2
		Vandalism	2	Warrant	22
		ICAC Cases	5	Reckless Driving	1
		Pornography	1	Domestic Assault	3
		Extortion	1	Kidnapping	1
		Robbery	1	Interlock Device	1
		Weapons Law Violation	1	Criminal Impersonation	1
				Assault on Officer	1
<b>TOTAL</b>	<b>48</b>	<b>TOTAL</b>	<b>44</b>		
<b>SPEED WARNINGS</b>	<b>1</b>	<b>JUVENILE ARRESTS</b>			
<b>WARNINGS</b>	<b>3</b>	Runaway	1		
<b>Accidents</b>		Disorderly Conduct	1		
<b>Fatality</b>	<b>0</b>	Vaping Violation	10	<b>TOTAL</b>	<b>72</b>
<b>With Injury</b>	<b>7</b>	Assault	6	<b>ROAD CALLS</b>	<b>1717</b>
<b>Without Injury</b>	<b>22</b>	Traffic Violations	1	<b>SCHOOL CALLS</b>	<b>993</b>
<b>Minor</b>	<b>59</b>			<b>ANIMAL CONTROL CALLS</b>	<b>48</b>
<b>TOTAL</b>	<b>88</b>	<b>TOTAL</b>	<b>19</b>	<b>TOTAL CALLS</b>	<b>2758</b>

\* January 2nd - THSO Checkpoints



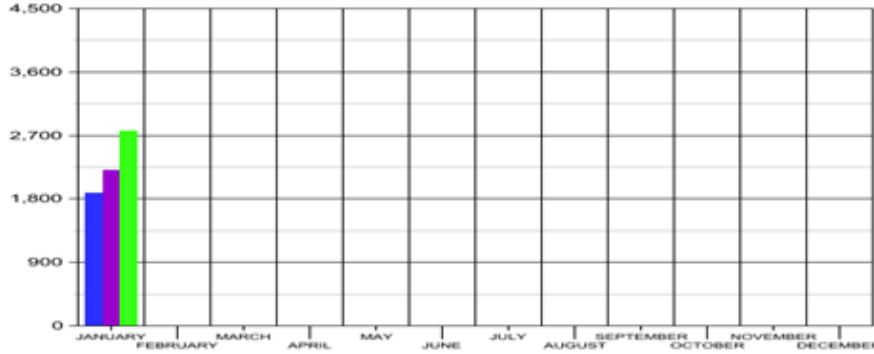


# CROSSVILLE POLICE DEPARTMENT

## STAT COMPARISONS

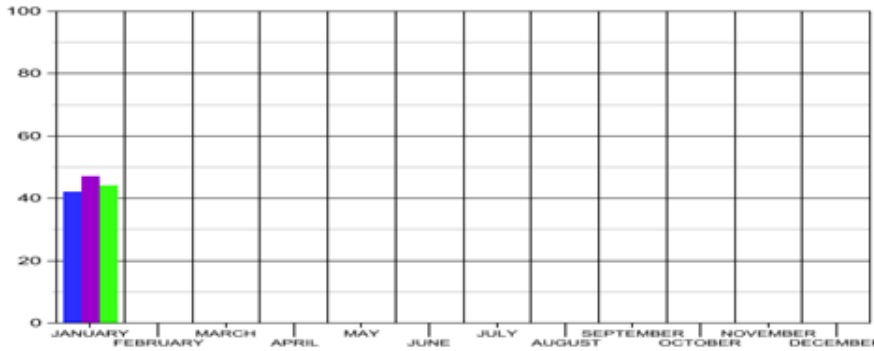
### YEAR TO YEAR

2023 2024 2025



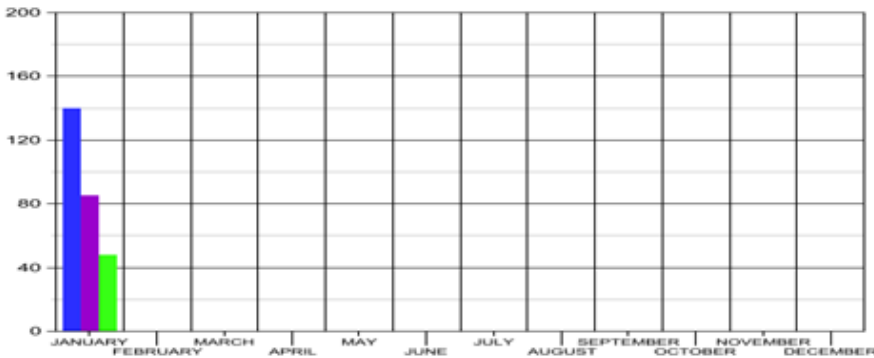
#### CALLS

2024 — 1,881  
2025 — 2,209  
2026 — 2,758



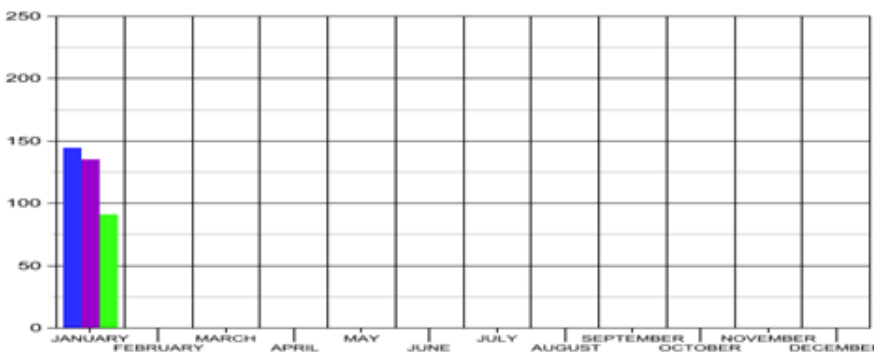
#### OFFENSES

2024 — 42  
2025 — 47  
2026 — 44



#### CITATIONS

2024 — 140  
2025 — 85  
2026 — 48



#### ARRESTS

2024 — 144  
2025 — 135  
2026 — 91



# CROSSVILLE POLICE DEPARTMENT

## SRO REPORT

### JANUARY 2026

#### CUMBERLAND COUNTY HIGH SCHOOL

Activity	Count	As Substitute	Total Count	% To Total
ARREST	6	0	6	0.60
ATHLETIC EVENT SECURITY	3	0	3	0.30
CALLS FOR SERVICE	99	0	99	9.97
COUNSELING SERVICES	160	0	160	16.11
MEETINGS	10	0	10	1.01
MISCELLANEOUS	0	0	0	0.00
REPORTS	5	0	5	0.50
SECURITY	64	0	64	6.45
TRAINING	6	0	6	0.60

School By Activity Type Count: 353 0 353

#### GLENN MARTIN ELEMENTARY SCHOOL

Activity	Count	As Substitute	Total Count	% To Total
ARREST	12	0	12	1.21
ATHLETIC EVENT SECURITY	0	0	0	0.00
CALLS FOR SERVICE	60	0	60	6.04
COUNSELING SERVICES	70	0	70	7.05
MEETINGS	3	0	3	0.30
MISCELLANEOUS	3	0	3	0.30
REPORTS	0	0	0	0.00
SECURITY	44	0	44	4.43
TRAINING	11	0	11	1.11

School By Activity Type Count: 203 0 203

#### PHOENIX

Activity	Count	As Substitute	Total Count	% To Total
ARREST	11	0	11	1.11
ATHLETIC EVENT SECURITY	0	0	0	0.00
CALLS FOR SERVICE	14	0	14	1.41
COUNSELING SERVICES	78	0	78	7.85
MEETINGS	0	0	0	0.00
MISCELLANEOUS	0	0	0	0.00
REPORTS	3	0	3	0.30
SECURITY	18	0	18	1.81
TRAINING	0	0	0	0.00

School By Activity Type Count: 124 0 124

#### STONE MEMORIAL HIGH SCHOOL

Activity	Count	As Substitute	Total Count	% To Total
ARREST	15	0	15	1.51
ATHLETIC EVENT SECURITY	2	0	2	0.20
CALLS FOR SERVICE	89	0	89	8.96
COUNSELING SERVICES	93	0	93	9.37
MEETINGS	5	0	5	0.50
MISCELLANEOUS	1	0	1	0.10
REPORTS	2	0	2	0.20
SECURITY	106	0	106	10.67
TRAINING	0	0	0	0.00

School By Activity Type Count: 313 0 313

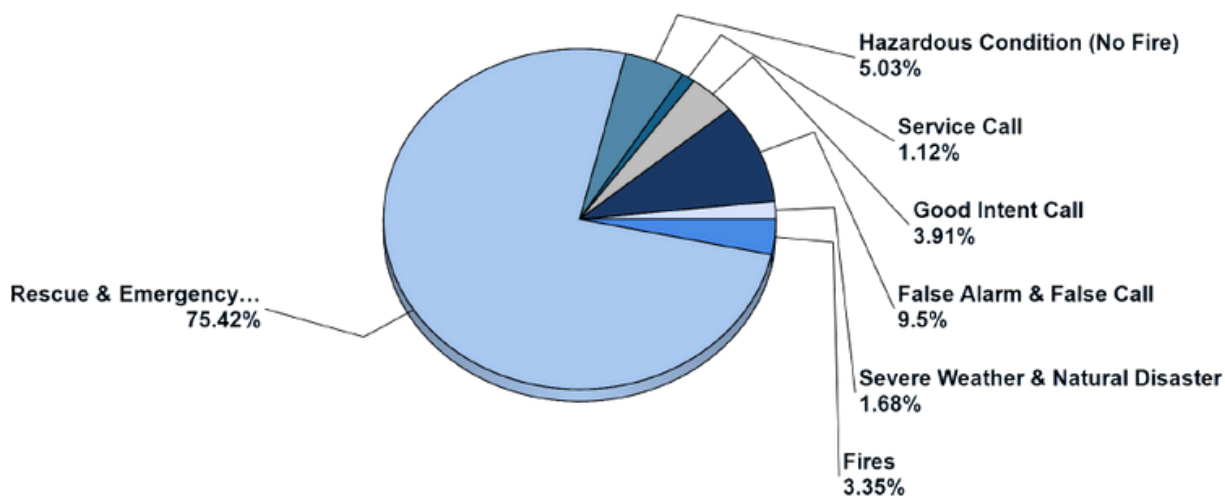
Report Count: 993 0 993



# CROSSVILLE FIRE DEPARTMENT

## MAJOR INCIDENTS

### JANUARY REPORT



MAJOR INCIDENT TYPE	# INCIDENTS	% of TOTAL
Fires	6	3.35%
Rescue & Emergency Medical Service	135	75.42%
Hazardous Condition (No Fire)	9	5.03%
Service Call	2	1.12%
Good Intent Call	7	3.91%
False Alarm & False Call	17	9.5%
Severe Weather & Natural Disaster	3	1.68%
<b>TOTAL</b>	<b>179</b>	<b>100%</b>

Detailed Breakdown by Incident Type		
INCIDENT TYPE	# INCIDENTS	% of TOTAL
111 - Building fire	4	2.23%
113 - Cooking fire, confined to container	1	0.56%
131 - Passenger vehicle fire	1	0.56%
321 - EMS call, excluding vehicle accident with injury	117	65.36%
322 - Motor vehicle accident with injuries	14	7.82%
324 - Motor vehicle accident with no injuries.	3	1.68%
353 - Removal of victim(s) from stalled elevator	1	0.56%
411 - Gasoline or other flammable liquid spill	1	0.56%
412 - Gas leak (natural gas or LPG)	3	1.68%
413 - Oil or other combustible liquid spill	1	0.56%
444 - Power line down	2	1.12%
445 - Arcing, shorted electrical equipment	1	0.56%
462 - Aircraft standby	1	0.56%
500 - Service Call, other	1	0.56%
512 - Ring or jewelry removal	1	0.56%
611 - Dispatched & cancelled en route	4	2.23%
622 - No incident found on arrival at dispatch address	1	0.56%
631 - Authorized controlled burning	1	0.56%
651 - Smoke scare, odor of smoke	1	0.56%
700 - False alarm or false call, other	1	0.56%
711 - Municipal alarm system, malicious false alarm	1	0.56%
731 - Sprinkler activation due to malfunction	1	0.56%
735 - Alarm system sounded due to malfunction	1	0.56%
741 - Sprinkler activation, no fire - unintentional	1	0.56%
743 - Smoke detector activation, no fire - unintentional	2	1.12%
744 - Detector activation, no fire - unintentional	2	1.12%
745 - Alarm system activation, no fire - unintentional	7	3.91%
746 - Carbon monoxide detector activation, no CO	1	0.56%
800 - Severe weather or natural disaster, other	3	1.68%
<b>TOTAL INCIDENTS:</b>	<b>179</b>	<b>100%</b>



# CITY OF CROSSVILLE

## WATER LOSS

### JANUARY REPORT

MONTHLY REPORT 2026

	Consumption	Water loss - flushing	Water loss - leaks	Water loss - fire fighting	Total Internal Use	Unaccounted - for Water	Pumped Water	LOSS %
2025								
January	94,545,900	346,675	2,190,268	5,825	2,542,768	25,624,232	122,712,900	21%
February	105,136,000	67,747	689,662	3,900	761,309	757,091	106,654,400	1%
March	93,026,100	310,111	4,321,812	9,840	4,641,763	9,698,437	107,366,300	9%
April	91,599,900	267,289	1,432,904	33,420	1,733,613	10,656,487	103,990,000	10%
May	96,969,500	1,298,333	1,017,709	11,915	2,327,957	14,499,643	113,797,100	13%
June	102,665,700	201,256	1,231,246	24,188	1,456,690	17,444,610	121,567,000	14%
July	105,261,000	165,528	3,107,535	44,755	3,317,818	23,579,182	132,158,000	18%
August	112,701,500	198,478	2,034,632	40,225	2,273,335	10,847,165	125,822,000	9%
September	106,954,400	862,124	2,711,100	805	3,574,029	8,624,671	119,153,100	7%
October	99,261,700	122,541	1,000,604	7,002	1,130,147	22,540,553	122,932,400	18%
November	98,924,500	74,878	2,090,374	11,575	2,176,827	16,110,073	117,211,400	14%
December	99,282,900	213,217	373,206	23,025	609,448	25,342,852	125,235,200	20%
2026								
January	97,026,500	247,371	979,498	11,395	1,238,264	35,780,236	134,045,000	27%
February								
March								
April								
May								
June								
July								
August								
September								
October								
November								
December								
TOTAL:								
6 mos	614,151,500	1,718,609	9,189,414	94,027	11,002,050	119,245,550	744,399,100	16%
12 mos	1,208,809,700	4,028,873	20,990,282	222,045	25,241,200	195,881,000	1,429,931,900	14%

CITY OF CROSSVILLE



# CITY OF CROSSVILLE

## STREET DEPARTMENT

### JANUARY REPORT

#### **Street Department Work Orders:**

- Sweeper Truck
  - 29 locations
- Brush Removal – 19 loads, 95 locations.
- Leaf Removal – 45 locations, 150 loads of leaves
- Reshape Shoulders & Ditches on Sparta Drive
- Patching on Cotton Patch (repair milled spots), Cother Street (repair road cut), Poplar, Sparta Drive, Kings Row, Tennessee Avenue, Waterview, Palmetto, Old Lantana Road, Pinewood, Mockingbird Drive, Ponderosa Drive, Deerfield Road, Windermere, and Myrtle Avenue.
- New Culvert Installs
  - Across from Stone Memorial High School, Stoneview Drive
- Culvert Replacement on
  - Turner Cemetery Road, Dunn Avenue
- Concrete Repair – Curb & gutter repair on Whitetail Run
- Patch gravel shoulders on the
  - Kings Row, Knights Way, Tennessee Avenue, Quail Ridge Avenue, Quail Ridge Drive, Shoreline Drive, Holiday Drive and Old Jamestown Hwy
- Snow Removal on City streets
- Deer removal
  - Off Dogwood Drive

#### **Sign and Electrical Maintenance Work Orders:**

- Traffic signal light repair
  - Main Street – Change out conflict monitor, #39 Miller Avenue @ Stanley Street, #23 Peavine Road @ I-40 EB, #5 Hwy 127 @ Fourth Street – Reset traffic signal, #34 West Avenue @ Stanley Street – Changed the green bulb, #21 Genesis Road @ I-40 WB – Green bulb, #24 Peavine Road @ I-40 WB – Span wire
- Electrical Maintenance/Repairs on Street Lights
  - Street light on Hwy 127 (by Sonic), Centennial Park trail lights
- Loop Maintenance
  - #23 Peavine @ I-40 EB
- Preventive Maintenance on signals & updated maintenance book:
  - #1 – Hwy 127 @ Miller Avenue/Milo, #2 – Hwy 127 @ Cleveland/Elmo, #4 – Hwy 127 @ E. First Street, #5 – Hwy 127 @ Fourth Street, #12- Hwy 127 @ Wal-Mart, #13 – Hwy 127 @ Northside Drive/Interstate Drive, #14 – Hwy 127 @ Crossroads/Executive Drive, #15 – Hwy 127 @ I-40 EB, #45 – Hwy 127 @ Hwy 68
- Sign repair/Maintenance and Fabricating letters
  - Street signs on Thurman Avenue @ E. Second Street, E. Fifth Street, North Street, Webb Avenue @ Stevens Street, E. First Street @ Dogwood Avenue, Stanley Street @ Thurman Avenue, E. First Street @ Thurman Avenue, Thurman Avenue @ Division, East Street, Livingston Road, and Interstate Drive @ Dunn Avenue.
  - Stop Signs at Laurel Lane, Hickory Street and put Stop sign back up at Old Jamestown Hwy @ Hillcrest Drive.
  - No Parking on Stanley Street, Rector Avenue and East Street.
  - New Meadow Park sign for Miller Avenue
- Misc. work with the bucket truck
  - Take down Christmas lights at the Depot

#### **Miscellaneous:**

- Take down Christmas lights
- Grade driveway to pump station on Hwy 127N for Veolia
- Beeper Call-out:
  - Red light on Peavine Road & Interstate Drive
  - #4 Hwy 127 @ E First Street – Ped pole
  - Repair light shade at Stanley Street & Miller Avenue
  - Tree in R.O.W.
  - Traffic signal on flash at #32 West Avenue @ Miller Avenue



# CITY OF CROSSVILLE MAINTENANCE DEPARTMENT JANUARY REPORT

## **GENERAL MAINTENANCE WORK ORDERS**

**COMPLETED:** 51

## **SPECIAL PROJECTS/WORK ORDERS:**

- Replaced the tub on the sewer plant silo.
- Finished the bathroom floor at Turner Park.
- Installed the surge arrester at the Airport at the fuel pump island.
- Cut brush and trees around the Airport fence.
- Work at the Palace – conduit in floors for electric, paint and rewiring.
- Cut brush and trees around the landfill fence.

## **SERVICE TRUCK CALLS:** 35

## **VEHICLE/EQUIPMENT SERVICES AND REPAIRS:**

- CODES
  - Unit 316 – Service, rotate tires.
- AIRPORT
  - NONE
- CATOOSA
  - NONE
- FIRE
  - E10 – Service, replaced primer valve. Power steering light on, removed pig tail. Cleaned engine – large oil leak around injectors.
  - Squad 2 – Front and rear brakes.
- MAINTENANCE
  - Unit 299 – Service, replaced wiper blades.
  - Unit 288 – Replaced hydraulic pump and drive motor.
  - Unit 203 – Starter solenoid.
- WATER TRANSMISSION/SEWER
  - Unit 402 – Service.
  - Unit 408 – Service.
- STREET
  - Unit 644 – Service, replaced wiper blades.
  - Unit 639 – Repaired exhaust. Replaced airline and leaking valve. Cylinder 2 injector.
  - Unit 649 – Service, replaced wiper blades.
  - Unit 609 – Replace rear suction support bearing, drive bolt, and seal. Grease the rear of the machine.
  - Unit 640 – Spreader motor.
  - Unit 635 – Service, rotate tires. Replace fuel pump driver module.
  - Unit 616 – Service, rotate tires.
  - Unit 602 – Service, rotate tires.
  - Unit 620 – Service.
  - Unit 611 – Service.
- POLICE
  - Unit 36 – Installed power inverter, radio and antenna, radar. Repair front camera mount.
  - Unit 71 – Service, rotate tires.
  - Unit 17 – Turn signal switch.
  - Unit 40 – Service, rotate tires.
  - Unit 82 – Service, rotate tires.
- POLICE CONT.
  - Unit 25 – Service, rotate tires.
  - Unit 37 – Service, driver front CV axle.
  - Unit 25 – Replace head light housing. Replace windshield washer lines.
  - Unit 58 – Battery.
  - Unit 70 – Service.
  - Unit 19 – Service. Cabin air-filter.
- PARKS & RECREATION
  - Unit 711 – Service, rotate tires. Battery.
- WATER TREATMENT
  - NONE
- IT DEPARTMENT
  - NONE
- EMERGENCY MANAGEMENT
  - NONE
- ENGINEERING
  - NONE
- CEMETERY
  - NONE
- STORM WATER
  - NONE
- VEOLIA
  - Unit 818 – Service.
  - Unit 810 – Service.
- CENTRAL STAFF
  - NONE





# CITY OF CROSSVILLE WATER TREATMENT PLANT JANUARY REPORT

---

## Holiday Hills

### General Maintenance:

- Changed monthly water filters for machines
- Serviced Dehumidifiers
- Serviced odd number motors and pumps
- Changed caustic tubes in pumps
- Changed poly tubes in pumps
- New security light put up
- Worked on salt tank
- Fixed frozen line in industrial tank and added a heat lamp

### Unexpected Repairs:

- NONE

### Continuing Projects:

- Pump changeouts and plumbing for pre and post miox
- New plumbing and chemical drops in the finished water line in basement

## Meadow Park Lake

### General Maintenance:

- Changed monthly water filters for machines
- Serviced Dehumidifiers
- Serviced Odd number motors and pumps
- Changed caustic tubes in pumps
- Cleaned out all venturi ports
- Put new camera box up at gate and ran power
- Cleaned ports for ROF and LOH meters
- Rebuilt Jesco miox pump
- Put heat lamps on basin to keep chains from freezing
- Replaced thermostat in chem room

### Unexpected Repairs:

- NONE

### Continuing Projects:

- New bicarb stands for raw pumphouse





# CITY OF CROSSVILLE

## UTILITY MAINTENANCE

### JANUARY REPORT

**Key Metrics:**

- Locations: 274
- Backflows Tested: 23
- Grinder Pumps Sold: 3
- Preliminary Inspections: 4
- Final Inspections: 2
- Replacement Pumps: 1
- Grinder Pump Repairs: 12
- Total Water Loss: 409,029 gallons

**Meter Services:**

- Turn-Ons: 38
- Turn-Offs: 17
- Occupant Changes: 77
- Reinstates: 28
- Checks, Replacement, Repair: 47

**Repairs and Installations:**

- Water Taps: 0
- Main Line Leaks: 8
- Service Repairs: 2
- Sewer Taps: 3
- Sewer Line Repairs: 9
- Graves: 8

**Pipe Installed:**

- 0' of 3/4" copper
- 55' of 1" copper
- 0' of 2" copper
- 12' of 6" PVC
- 0' of 12" PVC
- 57' 2" PVC
- 22' of 4" PVC
- 0' of 3/4" PVC
- 0' of 1" PVC
- 0' of 4" HDPE
- 0' of 2" HDPE
- 0' of 6" HDPE
- 0' of 10" PVC
- 0' of 8" PVC

**Monthly Summary of Activities:**

- Replaced approx. 9 ¾ water meters due to meter or AMR malfunctioning
- Meters were read, service orders completed, and customer complaints addressed
- 23 backflow devices were tested
- Sewer and water leaks were fixed
- Water and sewer taps were made
- Hydrant testing has finished and maintenance started
- Started Water and Sewer Line extensions on Northside Drive

**Water Leaks Repaired:**

- 518 Riverbend Drive
- Corner of Highway 127 and Brookhaven Drive
- 60 Phyllis Street
- 118 Stone Drive
- 2331 Sparta Highway
- 1061 Deep Draw Lane

- 128 Panthervalley Road
- 944 Peach Tree Drive
- 989 Sparta Highway

**Water Taps:**

- NONE

**Sewer Taps:**

- 33 Bighorn Loop I-9
- 246 Stoneview Drive L35
- 262 Stoneview Drive L36

**Sewer Line Repairs**

- 64 Kings Row
- 119 West Adams
- 716 Cumberland View Drive
- Veola Sewer Plant
- Cother Street
- 129 Dewey Drive
- Matherly Street
- 805 Webb Avenue
- 628 Old Lantana Road

**Grinder Pump Finals**

- 119 Ourway Loop
- 302 Stoneview Drive

**Grave Services:**

- Erma Faye Elmore
- Colleen A. Kyle
- Virginia Gail Lewis
- Frank Blackstone
- Anthony Branim
- Lydia Williams
- Floyd Bilbrey
- Sandra Sherrill

**Next Month's Forecast:**

- Replace AMR Meters and ERTs as needed
- Do water & sewer taps and graves
- Repair Grinder pumps and cleanings and maint. checks
- Test Back flows
- Hydrant Testing / Maintenance
- Finish water and sewer line ext. on Northside Drive
- Start sewer line ext. on Palmeto Drive



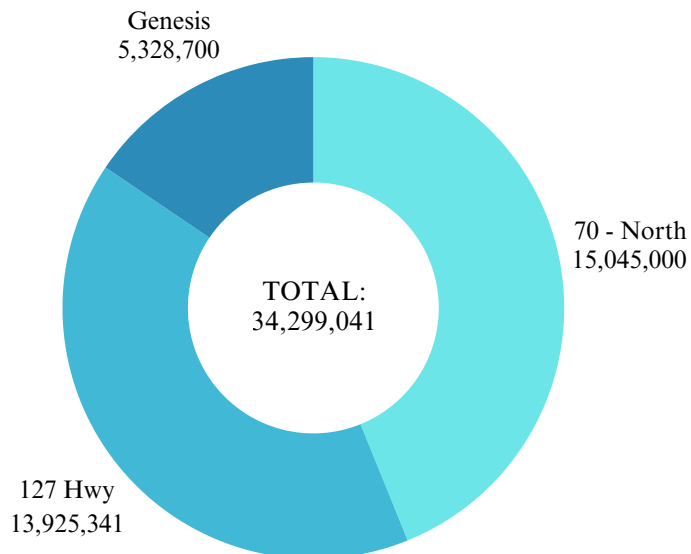
# CITY OF CROSSVILLE

## CATOOSA

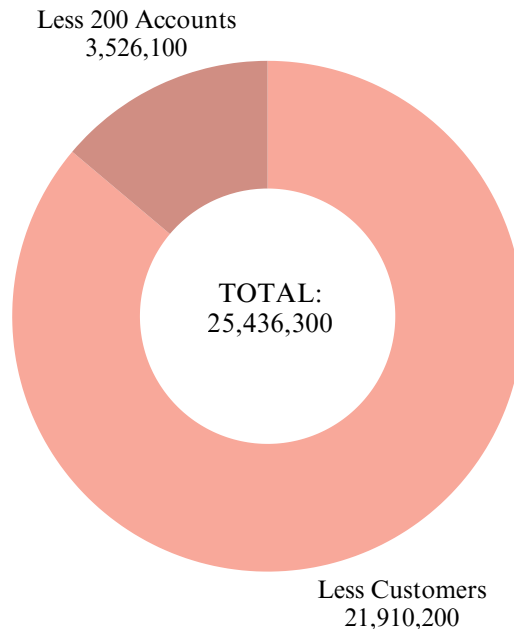
### WATER LOSS & MAINTENANCE

#### JANUARY REPORT

#### WATER PURCHASED



#### WATER SOLD



Water Loss					Maintenance	
Master Pumps			Water Sold		Meter and Taps	
70 - North	15,045,000	Master Pumps			Water Taps	4
127 Hwy	13,925,341	Total	34,299,041		Meters Changed Out	5
Genesis	5,328,700	Less Customers	21,910,200		Read Meters - Radio (for City) 200	
62 HWY	0	Less 200 Accounts	3,526,100		Accounts	225
			8,862,741		Read Meters	5455
		Percent of Loss	26%		Meters Locked (non-payment)	6
<b>TOTAL</b>	34,299,041				Meters Unlocked	0
		Fire Department			Registers Changed	0
		Tank Cleaning and			Meters Reread	156
		Filling			<b>Leaks Repaired</b>	
		Metered Filling			Water-Main Line	1
		Metered Flushing	0			
		Unmetered			Water-Service Line	4
		Flushing	138,060		Blow-off Lines	0
		Unmetered Leak	679,780		<b>Other</b>	
		Bill Adjustments			Other Work Orders Processed	66
		Metered Leaks			Backflows Tested	3
		Bulk Sales			Line Locations	253
		<b>TOTAL</b>	8,044,901			
		<b>TOTAL Percent of</b>				
		<b>Loss</b>	23%			



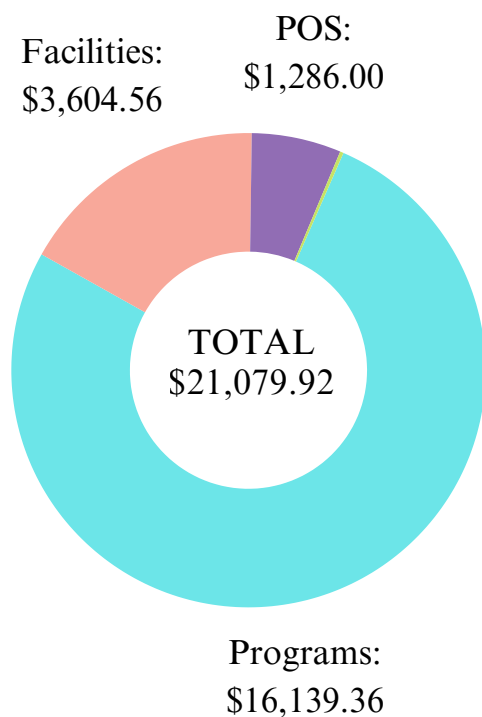
# CITY OF CROSSVILLE

## LEISURE SERVICES - PARKS

### JANUARY REPORT

#### RECEIVABLES TOTAL BY CATEGORY

<b>Programs</b>			
CYBS Youth Baseball	\$6,823.55	88	
CYBS Youth Softball	\$3,024.94	39	
CYBS Youth T-ball/Coach Pitch	\$2,484.16	32	
JFK	\$3,806.71	80	
<b>TOTAL</b>	<b>\$16,139.36</b>	<b>239</b>	
<b>Facilities</b>			
Centennial Park Shelter 2	\$0.00	0	
Centennial Park Shelter 3	\$0.00	0	
Crossville Depot Meeting Room	\$3,538.32	30	
Meadow Park Lake Shelter 1	\$0.00	0	
Meadow Park Lake Shelter 2 (Next to Playground)	\$0.00	0	
Pickleball Court 1	\$0.00	0	
Pickleball Court 2	\$0.00	0	
Pickleball Court 3	\$0.00	0	
Pickleball court 4	\$10.35	3	
Pickleball Court 5	\$16.56	4	
Pickleball Court 6	\$4.14	1	
Pickleball Court 7	\$16.56	4	
Pickleball Court 8	\$18.63	5	
Turner Field 1	\$0.00	0	
<b>TOTAL</b>	<b>\$3,604.56</b>	<b>47</b>	
<b>POS</b>			
Palace	\$1,286.00	246	
<b>TOTAL</b>	<b>\$1,286.00</b>	<b>246</b>	
<b>Vendor</b>			
T's Icees	\$50.00	1	
<b>TOTAL</b>	<b>\$50.00</b>	<b>1</b>	

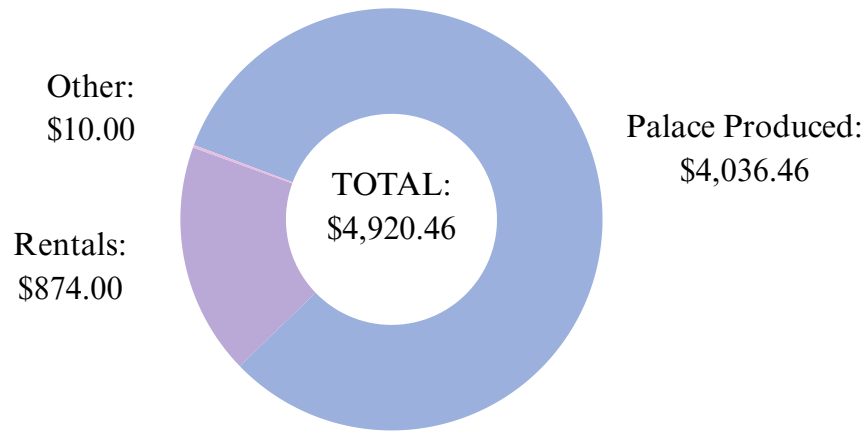


# CITY OF CROSSVILLE

## LEISURE SERVICES - PALACE THEATRE

### JANUARY REPORT

#### Event Revenue



PALACE-PRODUCED EVENTS	Event Date	Artist Fee	# Tickets	Ticket Revenue	ACTUAL Ticket	Concessions Revenue	Sound/Lights	NET P/L
Brooke Wright as Elvis*	January 3	-\$3,262.00	195	\$5,500.00	\$5,335.90	\$498.00	-\$325.00	\$2,246.90
Comedian Henry Cho*	January 9	-\$11,645.00	298	\$13,700.00	\$13,381.56	\$378.00	-\$325.00	\$1,789.56
<b>TOTALS:</b>		<b>-\$14,907.00</b>	<b>493</b>	<b>\$19,200.00</b>	<b>\$18,717.46</b>	<b>\$876.00</b>	<b>-\$650.00</b>	<b>\$4,036.46</b>
* = Ticket splits								
RENTALS	EVENT DATE	RENT	# Tickets	Ticket Revenue	OUR FEES	Concessions Revenue	Sound/Lights	NET P/L
Military Memorial Museum Benefit Concert	January 10	\$350.00	237	\$5,925.00		\$399.00	-\$325.00	\$424.00
Crawford Family Chiropractic Annual Kick-off	January 13	\$225.00	-	-	-	\$225.00		\$450.00
<b>TOTALS:</b>		<b>\$575.00</b>	<b>237</b>	<b>\$5,925.00</b>	<b>\$ -</b>	<b>\$624.00</b>	<b>-\$325.00</b>	<b>\$874.00</b>
OTHER	EVENT DATE	RENT/License	# Tickets	Ticket Revenue	NET TICKET REVENUE	Concessions Revenue	Sound/Lights	NET P/L
<b>TOTALS:</b>						<b>\$10.00</b>		<b>\$10.00</b>
<b>TOTALS January: 4 Events</b>		<b>-\$14,332.00</b>	<b>730</b>	<b>\$25,125.00</b>	<b>\$18,717.46</b>	<b>\$1,510.00</b>	<b>-\$975.00</b>	<b>\$4,920.46</b>



CITY OF CROSSVILLE  
LEISURE SERVICES - TOURNAMENTS  
JANUARY REPORT

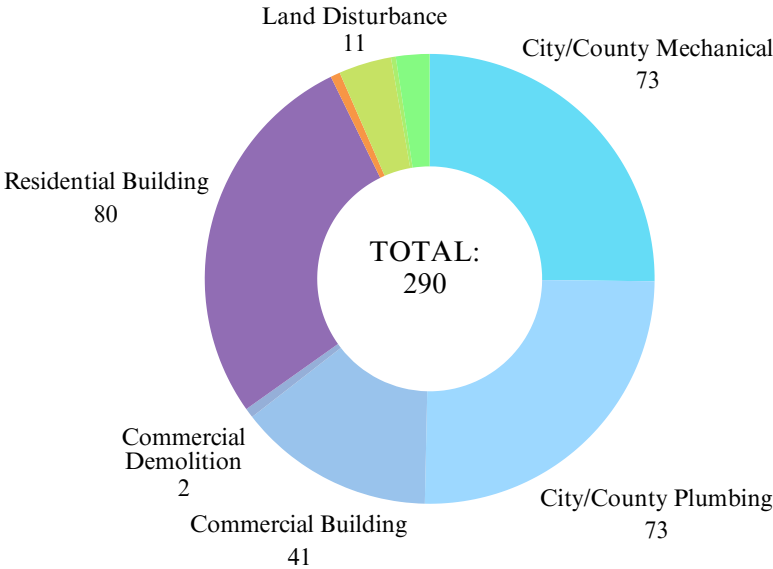
---

**No events were held during this reporting period due to the seasonal nature of the activities.**

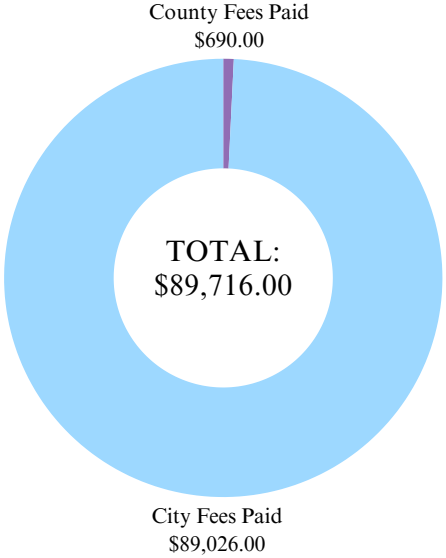


CITY OF CROSSVILLE  
CODES DEPARTMENT  
JANUARY REPORT

PERMITS  
ISSUED



FEES  
PAID



	City & County Mechanical	City & County Plumbing	City Commercial Building	City Commercial Demolition	City Residential Building	City Residential Demolition	Land Disturbance Permits	Plans Review	Sign	Total Permits	County Fees Paid	City Fees Paid	Total Fees Paid
July 2025	9	7	6	0	5	0	1	0	0	28	\$135.00	\$6,971.00	\$7,106.00
August 2025	14	16	4	0	15	1	3	0	1	54	\$120.00	\$13,731.00	\$13,851.00
September 2025	10	4	5	0	4	0	1	0	1	25	\$390.00	\$7,734.00	\$8,124.00
October 2025	7	27	10	1	32	0	1	0	2	80	\$0.00	\$39,028.00	\$39,028.00
November 2025	17	6	8	1	9	1	5	0	1	48	\$45.00	\$9,864.00	\$9,909.00
December 2025	10	9	6	0	9	0	0	0	1	35	\$0.00	\$5,991.00	\$5,991.00
January 2026	6	4	2	0	6	0	0	1	1	20	\$0.00	\$5,707.00	\$5,707.00
Total	73	73	41	2	80	2	11	1	7	290	\$690.00	\$89,026.00	\$89,716.00





CITY OF CROSSVILLE  
ENGINEERING DEPARTMENT  
JANUARY REPORT

Project	Current Status	Dates
TDOT 127 North Utility Relocation Section 1	All of the City's utilities are complete and functioning. A final punch list will be created after more of the road construction has been completed. The contractor will be installing conduit and pole foundations for the street lights in the coming months. The contractor will be installing waveionics sensors on the south bound lanes of US 127 at the east bound ramp signal.	Completion Date Fall 2026
TDOT 127 North Utility Relocation Section 4 (Fentress Cumberland County Line)	The portion of this project that is the City's water utility relocation is complete and a final punch list will be created after the road work is completed.	Target Completion Date August 31, 2026
TDOT 127 North Utility Relocation Section 2	This project is tentatively scheduled to be bid June 2026. All easements have been acquired.	Bid Date June 2026
TDOT 127 North Utility Relocation Section 3	This project is tentatively scheduled to be bid June 2026. All easements have been acquired.	Bid Date June 2026
Northwest Connector Phase 3	The utilities for this project are complete. The contractor is completing TDOT punch list items. The City has created a punch list of items pertaining to the sidewalk and traffic signals.	Total Completion Date July 21, 2023 Finish from Genesis To Stout May 31, 2022
Northwest Connector Phase 2	All acquisition has been completed by the City. TDOT has certified the ROW and we are now waiting for TDOT to program the construction in the TDOT budget. This project is not in TDOT's three year plan. The project has been entered into a application of the Statewide Partnership Program.	
Interstate Drive Extension East of Genesis Road	The ROW plans have been reviewed by TDOT and the Engineer has updated the plans and the acquisition has started.	
Downtown Sidewalks	The construction of this project is complete. We are in the process of closing the grant.	Completion Date May 1st 2025
Old Lantana Road, County Seat and Southbend Waterline Replacement	The City has reviewed the plans and the Engineer is revising the plans. A construction start date will be established once the easements are acquired.	
Fourth Street and West Avenue Traffic Signal Replacement	The ROW plans have been approved by TDOT and the design certification has been returned to TDOT. The City should have enough STP funds to bid this project next fiscal year.	
Meadow Park Water Filtration Plant Sewer Project	The Engineer has created the exhibits for the easements. The City is in the process of acquiring the easements.	Schedule will be forthcoming
Raw Water Study (Meadow Park Lake Expansion)	The City received six proposals for a full-delivery mitigation contractor. The consultant has reviewed the proposals and one firm has been asked to clarify part of the information submitted in their proposal. An amendment to the engineer's contract is on the agenda for the creation of the contract for the mitigation firm and to finish the permit process.	
Underwood Street Sidewalk	Acquisition documents will be turned over to the City Attorney so that City Staff can negotiate the acquisitions.	
TDOT SR 24 Highway 70 North Bridge Replacement Utility Relocation	The contractor has finished clearing the vegetation and installed erosion controls. The contractor installing the master meter has completed all work with the exception of the telemetry. The contractor relocating the City's utilities at the bridge will start this month.	Bid Letting Winter of 2025
Little Obed Pedestrian Bridge and Greenway	This project is out for bid.	
Truck Route	We received 641 responses from the survey. The Engineers have started to process the survey data. The next step will be to notify the local trucking companies and get feedback from them.	
Creston Road ARPA Waterline Project	The contractor has completed all of the line installation and all water lines are in service. The contractor lacks repairing two driveways for completion of the project.	
Peavine Sewer Expansion	The project is complete with the exception of final punch list items.	Start date September 29, 2025
Genesis Road and 127 Sewer Expansion	All contracts have been signed. The contractor has delayed starting the project due to other commitments and weather.	
New Fire Station 2	The bollards protecting the gas meter and a missing component of the fire suppression hood over the kitchen range may extend the substantial completion date. The epoxy floor in the bays will be installed this week.	Contract completion with 41 weather days January 19, 2026
Indian Woods Village Sewer Water Filtration Plant Upgrade	The plans have been approved. And the City has made the tap for the connection. The switch gear for the pump building has been delivered and the contractor will work the installation into their schedule. It was expected to be delivered May of 2026. All other work has been completed.	
First and Fourth Street Traffic Signal Replacement	The Engineer has provided the City with options on pole locations and has incorporated conduits under Main Street in the current project. The Engineer has coordinated the moving of the overhead lines to accommodate the traffic signal poles. The plans have been submitted to TDOT for review. and the city is working with the county Mayor on the location of the signal cabinet at Fourth Street.	
Water Filtration SCADA	The SCADA system is functioning at both plants. The contractor is working a few bugs out of the system.	
Miller Avenue Pump Station (Crab Orchard UD)	The contractor has installed more than half of the concrete walls.	
Miller Avenue Water Line (Crab Orchard UD)	The contractor has installed about 45% of the line.	
Sparta Drive Water Line Replacement	Staff has reviewed the plans and we are making adjustments and will soon be acquiring easements.	
Livingston Road Realignment	All title work for the right of way is finished. The plan for the road on the church side has been changed from a ditch to curb and gutter. No work has been performed due to weather.	
Interchange Drive Spec Building	The contractor has completed 100% of the footings and 75% of the stem walls. All of the building has been delivered. The erection of the building will start in late February or early March.	Completion 9/8/2026
Woodmere Tank Valve Pit Replacement	The City is waiting to receive the contract bonds and the contractor is working on gathering material submittals during this time period.	
Gateway Signs	The plans have been submitted to TDOT for approval.	
Water and Sewer Asset Management Plan	The City has met with a consultant to develop a framework for a request for proposals to complete the plan.	
Catoosa Office	The contractor has submitted a stamped plan and will be ordering the metal building next week.	
Genesis Tank Painting	This project has been submitted to TDEC and will be bid with a March Council approval.	
Genesis Pump Station Generator	The natural gas line has been installed and the generator has not been installed due to weather.	
Dunbar Sewer Study	City staff is reviewing the draft study.	
Centennial Park Playground	The City is bidding the playground equipment. Once the equipment is selected the architect can develop the site plan. The City is developing a plan for the restroom.	
Private Developments		
The Gardens Phase 8 Plat 3	The City is holding a financial guarantee for a temporary Cul-de-sac or the next phase to start.	
The Gardens Phase 8 Plat 4A	The City is holding a financial guarantee for a temporary Cul-de-sac or the next phase to start.	
Sky View Meadow Subdivision Phase 2 & 3	This development is complete and will be removed from this report.	
The Grove	The City is holding a financial guarantee for a temporary Cul-de-sac or the next phase to start.	
Homestead Junction	The City is holding a financial guarantee for road construction that has not started.	





# CITY OF CROSSVILLE

## AIRPORT FBO

### JANUARY REPORT

---

#### Airport Traffic Summary

Total Aircraft Movements (Takeoffs and landings combined):

- January 2026: 553
- January 2025: 528

#### Fuel Flow

- January 2026: Total gallons: 9,641.48 gal
  - Jet A: 7,031.40 gal | 100LL: 2,610.08 gal
- January 2025: Total gallons: 5,910.70 gal
  - Jet A: 4,140.80 gal | 100LL: 1,769.90 gal

#### Operational Highlights & Notes

January 2026 opened with measurable gains across both aircraft activity and fuel services. Aircraft movements increased approximately 5%, while fuel sales recorded a substantial rise of over 60%. Jet-A volumes drove much of this increase, climbing nearly 70%, with 100LL sales also up approximately 48%, indicating healthy demand across both turbine and piston operations.



# CITY OF CROSSVILLE

## FINANCE - BONDS

### JANAURY REPORT

6 Months interest in  
November and May  
Principal payment in May

				PAY OUT	INT RATE	6/30/2025 LOAN BALANCE	Due May PRINCIPLE PAYMENT	INTEREST PAYMENT	6/30/2026 LOAN BALANCE
<b>General Fund</b>									
	2020 Series A1								
	Bonds	2021	2037	4.00%	\$ 3,725,000	\$ 65,000	\$ 80,050	\$ 3,660,000	
	2020 Series B								
	Bonds	2021	2028	4.27%	\$ 840,000	\$ 275,000	\$ 12,584	\$ 565,000	
	2020 Series A2								
	Bonds	2021	2037	3.00%	\$ 915,000	\$ 70,000	\$ 18,300	\$ 845,000	
					\$ -	\$ -	\$ -	\$ -	
					\$ 5,480,000	\$ 410,000	\$ 110,934	\$ 5,070,000	
<b>Water &amp; Sewer Fund</b>									
	2020 Series C								
	Bonds	0.80534	2050	4.00%	\$ 27,605,000	\$ 630,000	\$ 611,766	\$ 26,975,000	
	Catoosa's Share	0.19466			\$ 5,368,740	\$ 122,636	\$ 119,086	\$ 5,246,104	
					\$ 22,236,260	\$ 507,364	\$ 492,680	\$ 21,728,896	
	2020 Sries D Bonds								
			2027	4.19%	\$ 410,000	\$ 205,000	\$ 5,776	\$ 205,000	
					\$ 22,646,260	\$ 712,364	\$ 498,456	\$ 21,933,896	
<b>Catoosa</b>									
	2020 Series C								
	Bonds		2050	4.00%	\$ 5,368,740	\$ 122,636	\$ 119,086	\$ 5,246,104	
5/20/2021	RUD Plateau tank	40 yrs	2021	2061	1.75	\$ 840,975	\$ 16,670	\$ 114,302	\$ 824,305
4/11/2022	RUD Plateau tank	40		2061	1.5	\$ 295,900	\$ 5,986	\$ 4,310	\$ 289,914
					\$ 6,209,715	\$ 139,306	\$ 233,388	\$ 6,070,409	
<b>TOTALS (WATER &amp; SEWER FUND)</b>						\$ 28,855,975	\$ 851,670	\$ 731,844	\$ 28,004,305
<b>TOTAL ALL FUNDS</b>						\$ 34,335,975	\$ 1,261,670	\$ 842,778	\$ 33,074,305



# CITY OF CROSSVILLE

## FINANCE - GRANTS

### JANUARY REPORT

Grant Agency	Project	Amount			Money Spent	Money Received	To Be Received
		Grant	Local	Total			

#### AWARDED:

TDOT-TAP	Downtown Sidewalks/Lights	\$ 2,393,388.00	\$ 757,508.00	\$ 3,150,896.00	\$ 3,859,774.85	\$ 2,119,262.31	\$ 462,882.34
TDOT-Aeronautics	Terminal Renovations	\$ 1,062,293.00	\$ 49,723.00	\$ 1,112,016.00	\$ 1,140,985.88	\$ 1,051,441.71	
TDOT-Aeronautics	Airport Maintenance 25-26	\$ 20,000.00	\$ -	\$ 20,000.00			
TNECD	Spec Building FY24-25	\$ 4,523,950.00	\$ 238,104.00	\$ 4,762,054.00	\$ 2,362,520.49	\$ 681,532.44	\$ 1,433,582.25
ARPA	Multiple	\$ 3,549,752.35	\$ 354,975.24	\$ 3,904,727.59	\$ 8,385,350.67	\$ 2,451,582.40	\$ 237,160.58
TDEC ARPA	Crab Orchard Utility District	\$ 8,170,000.00	\$ 430,000.00	\$ 8,600,000.00	\$ 2,441,542.61	\$ 114,838.99	
SWIG Asset Mgt	Asset Management	\$ 500,000.00		\$ 500,000.00			
LPRF	Inclusive Playground	\$ 359,000.00	\$ 459,000.00	\$ 818,000.00			
Tourism Enhancement	Enhance Tourism Assets	\$ 60,000.00	\$ 6,666.67	\$ 66,666.67			
Alcohol Enforcement	Highway Safety	\$ 40,000.00		\$ 40,000.00			
CDBG RHP	Acquisition of Housing	\$ 750,000.00		\$ 750,000.00			
ABC Grant	Downtown Statue	\$ 1,650.00		\$ 1,650.00			
SRO Grant	Reimburse SRO Expenses	\$ 300,000.00		\$ 300,000.00		\$ 304,000.00	
ThreeStar Grant	Greenway Project	\$ 50,000.00	\$ 50,000.00	\$ 100,000.00	\$ 182,941.41	\$ 61,700.00	
Urban Forestry Grant		\$ 150,000.00		\$ 150,000.00			
TOTALS		\$ 21,430,033.35	\$ 2,295,976.91	\$ 23,726,010.26	\$ 18,190,174.50	\$ 6,418,657.85	\$ 2,133,625.17



CITY OF CROSSVILLE  
FINANCE  
BIDS UNDER BUDGET  
JANUARY REPORT

---

**Bid Name**

**Opening Date**

CRO #1671 Water Treatment Plant Building Construction

07/22/2025 2:00 pm

CRO #1672 Water Treatment Plant Fencing and Gate

07/22/2025 2:00 pm

CRO #1676 Centennial Park Pickle Ball Court Lighting

09/23/2025 2:00 pm

CRO #1677 Rugged Laptops

09/23/2025 2:00 pm

CRO #1678 Palace Theatre Auditorium Seating

10/21/2025 2:00 pm

CRO #1679 Palace Theatre Auditorium Flooring

10/21/2025 2:00 pm

