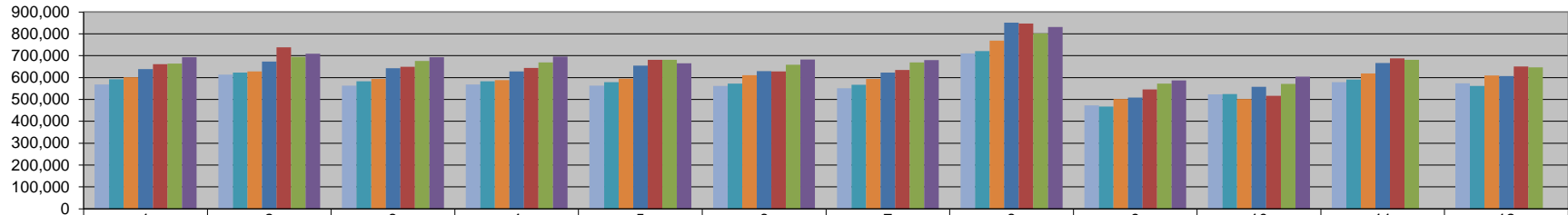
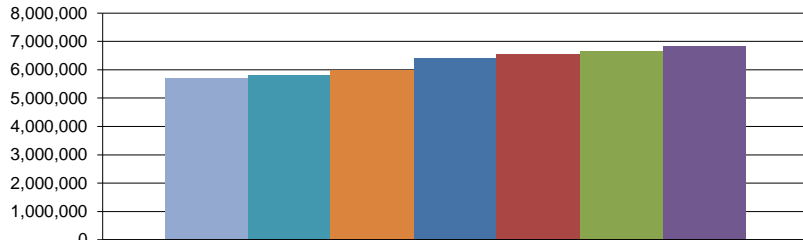


Sales Tax



	1	2	3	4	5	6	7	8	9	10	11	12
FY 12/13	568,911	613,425	563,223	567,870	563,266	562,049	550,910	710,120	472,502	523,568	579,342	574,079
FY 13/14	592,201	622,250	583,383	583,302	578,810	571,889	566,907	720,995	468,129	524,484	590,302	562,391
FY 14/15	601,996	627,721	593,548	587,893	595,353	610,479	594,131	768,882	502,422	502,612	618,980	609,073
FY 15/16	639,340	673,495	642,074	627,579	655,121	629,502	622,916	851,452	508,499	558,191	666,159	606,228
FY 16/17	661,460	738,232	648,935	643,501	680,608	627,480	634,569	846,643	545,448	516,060	687,242	650,129
FY 17/18	663,772	694,952	676,225	669,557	681,142	658,565	668,878	801,559	571,706	570,424	680,699	646,303
FY 18/19	692,809	709,042	692,879	695,206	664,966	682,080	679,316	831,568	587,316	604,434		

Sales Tax Revenue



	FY YTD
FY 12/13	5,695,845
FY 13/14	5,812,351
FY 14/15	5,985,038
FY 15/16	6,408,169
FY 16/17	6,542,935
FY 17/18	6,656,780
FY 18/19	6,839,617

***COLLECTIONS IN THE CITY OF CROSSVILLE**

State of TN Cost of Administration	1.125%	\$ 13,893.45
Net Collections (sent to trustee's office)		\$ 1,221,079.54

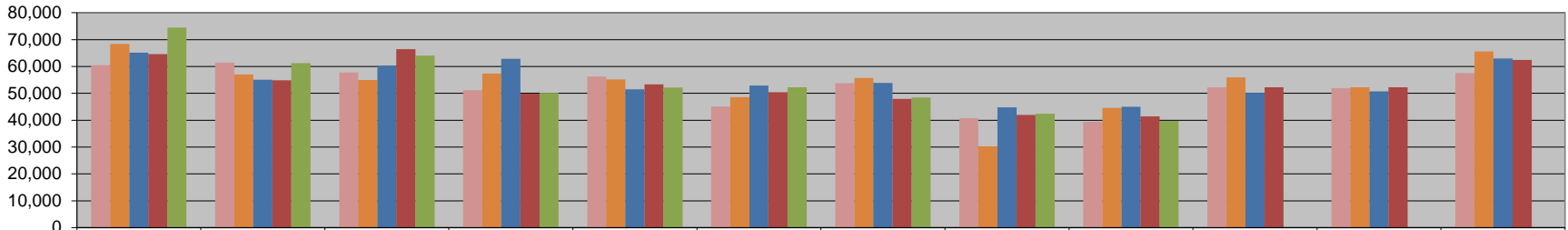
Trustee of Cumberland County	1%	\$ 12,210.80
Net To Be Distributed		\$ 1,208,868.74

CITY OF CROSSVILLE SPLIT

Check to City of Crossville	\$604,434.37
Check to Cumberland County Board of Education	\$604,434.37

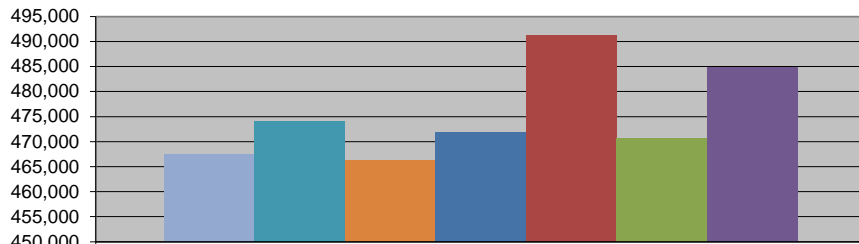
*Totals reported in March, but actually collected in February

Wholesale Beer Tax



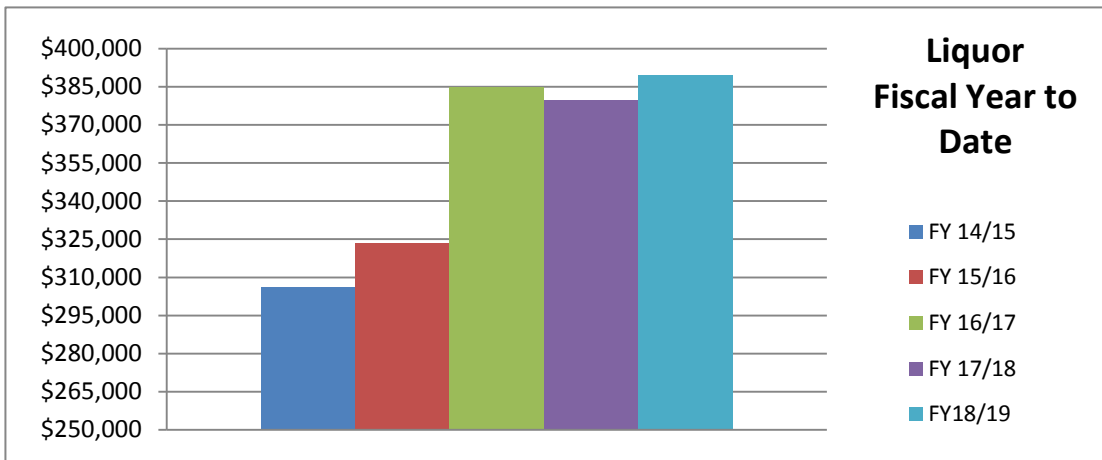
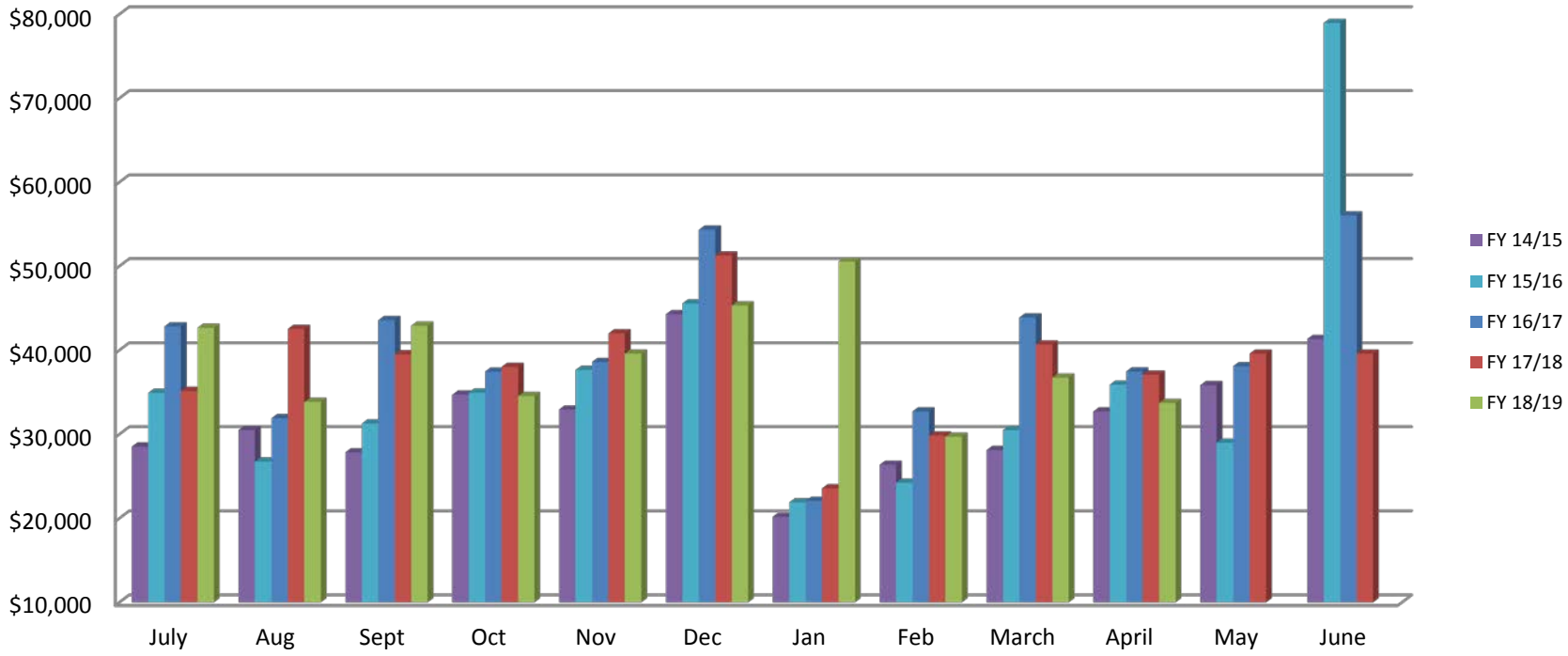
	1	2	3	4	5	6	7	8	9	10	11	12
FY 14/15	60,493	61,507	57,800	51,195	56,278	45,133	53,740	40,764	39,308	52,266	51,887	57,530
FY 15/16	68,355	57,009	54,939	57,328	55,181	48,596	55,690	30,239	44,517	55,910	52,279	65,528
FY 16/17	65,097	55,042	60,282	62,877	51,474	52,906	53,833	44,802	44,940	50,184	50,728	63,011
FY 17/18	64,565	54,849	66,488	49,858	53,345	50,387	47,876	41,990	41,453	52,248	52,251	62,422
FY 18/19	74,463	61,278	64,053	50,161	52,165	52,199	48,430	42,358	39,651			

Wholesale Beer Tax Revenue

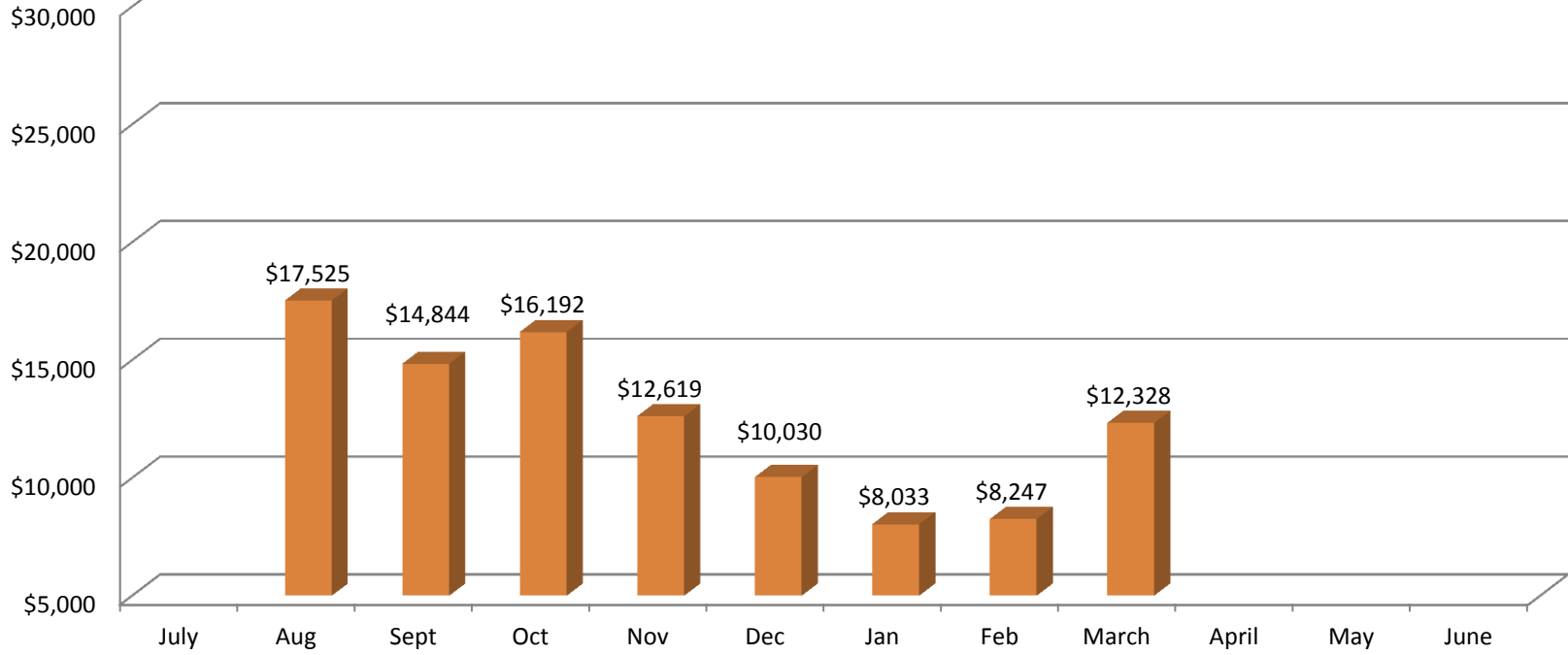


	YTD
FY 12/13	467,437
FY 13/14	474,051
FY 14/15	466,219
FY 15/16	471,853
FY 16/17	491,252
FY 17/18	470,810
FY 18/19	484,759

Liquor Income



Hotel Occupancy Tax



Monthly Stats					
	TOTAL		TOTAL		TOTAL
CITATIONS		OFFENSES		ARRESTS	
Ran Stop Sign	9	Burglary	9	DUI	13
Speeding	28	Vandalism	6	Viol. OP/Bond Cond.	3
Seatbelt Violation	9	Vehicle Theft	4	Weapons Law Violation	3
Texting while Driving	1	Shoplifting	10	Shoplifting	6
Animal At Large	1	Theft from vehicle	7	Warrant	39
Ran Traffic Light	4	Theft of Vehicle Parts	6	Public Intoxication	14
Registration Violation	21	Theft from Building	5	Assault	2
Firearm in City Limits	1	Theft All Other	4	Drug Violation	14
Violation Light Law	14	Forcible Fondling	1	Drug Equipment	9
Insurance Violation	27	Recovery	1	DOR/DOS/No DL	18
Failure to Yield	2	Fraud	5	Theft from Building	1
Child Restraint Viol.	1	Forgery	1	Criminal Trespassing	10
Open Container	1	Assault	6	Disorderly Conduct	4
		Dog Bite	2	Evading/Resisting	2
		Counterfeit	1	Child Abuse	1
Speed Warning	5	TOTAL	68	Domestic Assault	8
TOTAL	124	WARNINGS	1	TOTAL	147
JUV CITATIONS		JUV ARRESTS		PARKING TICKETS	
Speeding	2	Assault	6	TOTAL	0
Seatbelt Violation	1	Intimidation	4	ACCIDENTS	
		Theft from Building	2	With Injury	9
		Vandalism	1	Without Injury	33
		Runaway	1	Minor	62
TOTAL	3	TOTAL	14	TOTAL	104

*Carseat checkpoint/install at Walmart.

*Participated in the National Day of Drug Take Back.

*4 officers attended Gracie Self Defense Training.

*The Department hosted Inservice Training.

*Latoya Cook and Sara Vandever attended the Municipal Court Clerk Conference.

Crossville Fire Dept.

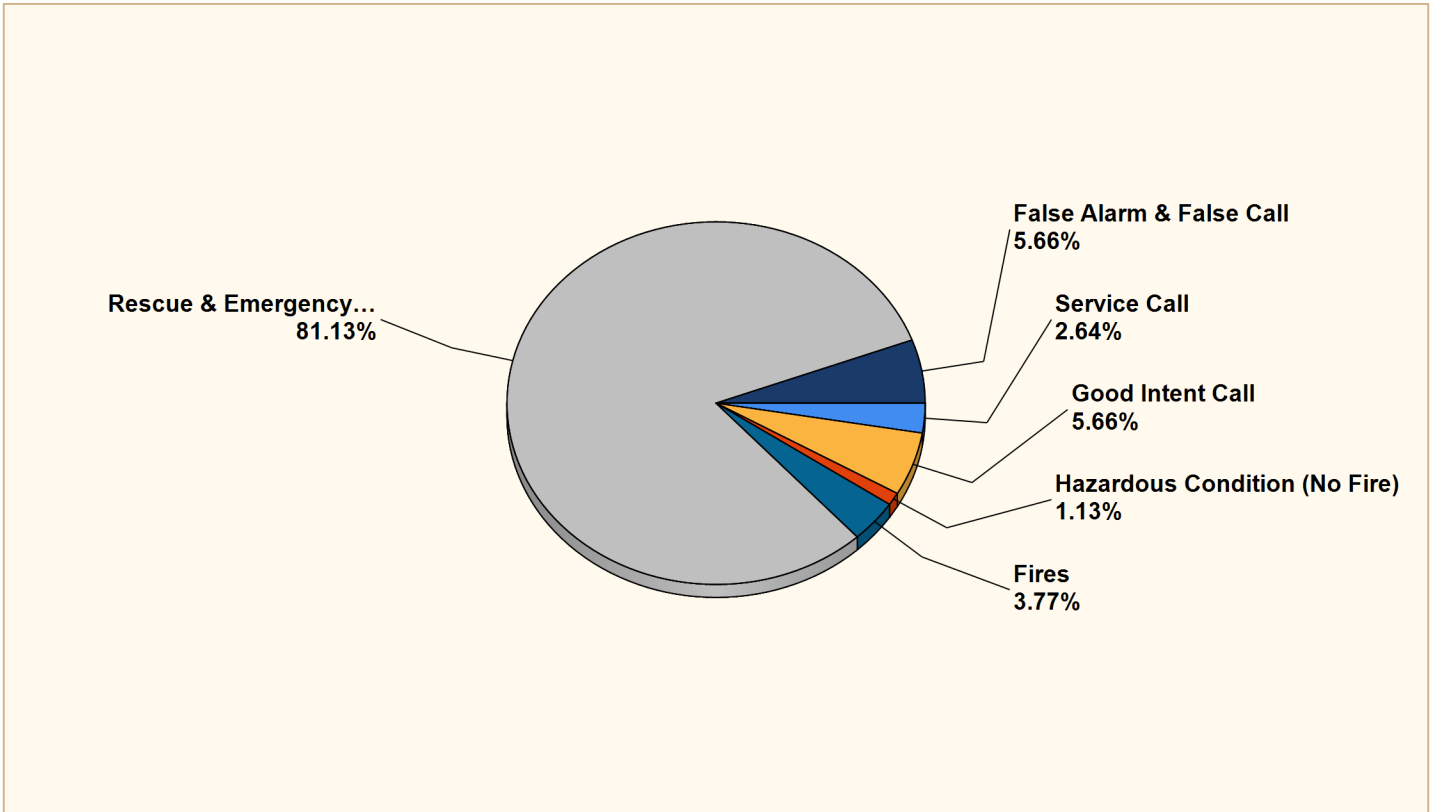
Crossville, TN

This report was generated on 5/1/2019 3:19:02 PM



Breakdown by Major Incident Types for Date Range

Zone(s): All Zones | Start Date: 04/01/2019 | End Date: 04/30/2019



MAJOR INCIDENT TYPE	# INCIDENTS	% of TOTAL
Fires	10	3.77%
Rescue & Emergency Medical Service	215	81.13%
Hazardous Condition (No Fire)	3	1.13%
Service Call	7	2.64%
Good Intent Call	15	5.66%
False Alarm & False Call	15	5.66%
TOTAL	265	100.00%

Only REVIEWED incidents included. Summary results for a major incident type are not displayed if the count is zero.

Detailed Breakdown by Incident Type

INCIDENT TYPE	# INCIDENTS	% of TOTAL
111 - Building fire	1	0.38%
113 - Cooking fire, confined to container	1	0.38%
118 - Trash or rubbish fire, contained	1	0.38%
131 - Passenger vehicle fire	1	0.38%
132 - Road freight or transport vehicle fire	1	0.38%
141 - Forest, woods or wildland fire	2	0.75%
143 - Grass fire	2	0.75%
151 - Outside rubbish, trash or waste fire	1	0.38%
300 - Rescue, EMS incident, other	1	0.38%
311 - Medical assist, assist EMS crew	4	1.51%
321 - EMS call, excluding vehicle accident with injury	191	72.08%
322 - Motor vehicle accident with injuries	12	4.53%
323 - Motor vehicle/pedestrian accident (MV Ped)	2	0.75%
324 - Motor vehicle accident with no injuries.	4	1.51%
352 - Extrication of victim(s) from vehicle	1	0.38%
400 - Hazardous condition, other	1	0.38%
442 - Overheated motor	1	0.38%
463 - Vehicle accident, general cleanup	1	0.38%
500 - Service Call, other	1	0.38%
550 - Public service assistance, other	2	0.75%
551 - Assist police or other governmental agency	1	0.38%
561 - Unauthorized burning	3	1.13%
600 - Good intent call, other	3	1.13%
611 - Dispatched & cancelled en route	8	3.02%
622 - No incident found on arrival at dispatch address	2	0.75%
631 - Authorized controlled burning	1	0.38%
651 - Smoke scare, odor of smoke	1	0.38%
710 - Malicious, mischievous false call, other	1	0.38%
721 - Bomb scare - no bomb	1	0.38%
733 - Smoke detector activation due to malfunction	1	0.38%
735 - Alarm system sounded due to malfunction	2	0.75%
741 - Sprinkler activation, no fire - unintentional	1	0.38%
743 - Smoke detector activation, no fire - unintentional	1	0.38%
744 - Detector activation, no fire - unintentional	1	0.38%
745 - Alarm system activation, no fire - unintentional	7	2.64%
TOTAL INCIDENTS:	265	100.00%

Only REVIEWED incidents included. Summary results for a major incident type are not displayed if the count is zero.

Crossville Fire Dept.

Crossville, TN

This report was generated on 5/1/2019 3:20:15 PM



Events per Event Type for Date Range (Landscape)

Start Date: 04/01/2019 | End Date: 04/30/2019

EVENT TYPE	DATE	EVENT NAME	CATEGORY	LOCATION	HOURS	PARTICIPANTS
Meeting						
	04/01/2019	BUDGET MEETING	Administration	CITY HALL	2	Chris South, Michael Turner
	04/04/2019	SMOKE ALARM CANVAS MEETING @ CCFD	Administration	1396 LIVINGSTON RD	2	Casey Worsham
	04/09/2019	COMPENSATION STUDY	Administration	CITY HALL	2	Chris South, Michael Turner
	04/09/2019	MONTHLY COUNCIL MEETING	Administration	CITY HALL	2	Michael Turner
	04/25/2019	PALACE THEATER CROWD CONTROL	Administration	PALACE THEATER	2	Tim Johnson, Travis Winningham

Total Hours for Meeting: 10

Apparatus Maintenance						
	04/02/2019	ANNUAL PUMP TESTING	Administration	STATION 2	8	Jake DeRossett, Kevin Edwards , Eric Hickman, Jeremy Mangas, Terry Potter, David Smith , Thomas Vance, Nathan Wattenbarger, Brian Wyatt

Total Hours for Apparatus Maintenance: 8

Public CPR Class						
	04/02/2019	SHEPARD OF THE HILLS CPR TRAINING	Administration	SHEPARD OF THE HILLS	2	Casey Worsham

Only LOCKED events included.

EVENT TYPE	DATE	EVENT NAME	CATEGORY	LOCATION	HOURS	PARTICIPANTS
	04/22/2019	FIRST AID CLASS	Administration	CROSSVILLE FIRE STATION 1	2	Casey Worsham

Total Hours for Public CPR Class: 4

Smoke Detector install						
	04/06/2019	SMOKE ALARM BLISS	Administration	CROSSVILLE FIRE STATION 1 141 HENRY ST	8	Jeff Connell , Jake DeRossett, Donald Earhart, Kevin Edwards , Mark Fox, Brian Garrett , Jacob Garrett, Trevor Gibson, Jennifer Hall, Eric Hickman, Mitchell Jenkins , Donathon Johnson, Tim Johnson, Todd Kemmer, Jeremy Mangas, Billy Phipps , Phillip Phipps, Terry Potter, Taylor Raines, Al Seitner , David Smith , Thomas Smith , Chris South, Patrick South, Rogers Spencer, Kenneth Stone, Daniel Tollett, Justin Troglin, Thomas Vance, Nathan Wattenbarger, Ted Welch, Jordan Winningham, Travis Winningham, Casey Worsham, Brian Wyatt

Total Hours for Smoke Detector install: 8

Safety Standby						
	04/08/2019	FUNERAL IN SPARTA MUTUAL AID	Administration	SPARTA FUNERAL HOME	8	Donald Earhart, Todd Kemmer, Taylor Raines, Thomas Smith , Chris South, Casey Worsham

Total Hours for Safety Standby: 8

Only LOCKED events included.

EVENT TYPE	DATE	EVENT NAME	CATEGORY	LOCATION	HOURS	PARTICIPANTS
Honor Guard						
	04/10/2019	FLIGHT 28 HONOR AIR	Administration	PEAVINE RD	1	Donald Earhart, Donathon Johnson, Phillip Phipps, Ted Welch
Total Hours for Honor Guard:					1	
Presentation						
	04/16/2019	SALVATION ARMY WINNERS OF THE FIREFIGHTERS FOR KIDS CONTEST	Administration	SALVATION ARMY LANTANA RD	2	Donald Earhart, Jennifer Hall, Donathon Johnson, Michael Turner
Total Hours for Presentation:					2	
Fire Training						
	04/25/2019	HEAD START FIRE EXTINGUISHER TRAINING	Administration	141 HENRY ST	2	Casey Worsham
Total Hours for Fire Training:					2	
Equipment Maintenance						
	04/27/2019	Hose Testing	Administration	C SHIFT AT STATION 2 520 INDUSTRIAL BLVD	8	Jeff Connell , Brian Garrett , Jacob Garrett, Mitchell Jenkins , Todd Kemmer, Thomas Smith , Kenneth Stone, Daniel Tollett, Casey Worsham
Total Hours for Equipment Maintenance:					8	

Only LOCKED events included.

	CONSUMPTION	Water loss - flushing	Water loss - leaks	Water loss-fire fighting	Total Internal Use	Unaccounted for water	PUMPED WATER	LOSS %
2018								
January	88,114,500	1,978,358	1,272,890	60,000	3,311,248	40,696,952	132,122,700	31%
February	92,164,600	5,904	3,749,588	65,000	3,820,492	9,054,908	105,040,000	9%
March	80,217,300	34,375	1,929,024	145,000	2,108,399	29,884,501	112,210,200	27%
April	80,489,000	86,729	1,233,996	2,000	1,322,425	26,231,575	108,043,000	24%
May	83,464,600	681,483	429,676		1,111,159	33,736,841	118,312,600	29%
June	93,994,400	152,880	2,693,928		2,846,808	16,951,792	113,793,000	15%
July	92,933,800	461,753	1,124,995		1,586,748	27,013,152	121,533,700	22%
August	94,724,300	47,115	11,949,329	2,000	11,998,444	23,857,600	118,581,900	20%
September	103,519,000	423,299	1,487,856	5,100	1,916,255	5,352,745	110,788,000	5%
October	87,432,600	541,673	2,244,551	2,600	2,788,824	23,625,476	113,846,900	21%
November	90,719,700	58,772	2,161,156		2,219,928	16,188,372	109,128,000	15%
December	85,827,100	141,659	2,230,374	4,500	2,376,533	26,819,267	115,022,900	23%
TOTAL								
2019								
January	78,615,200	45,193	1,231,332		1,276,525	37,433,475	117,325,200	32%
February	83,850,700	120,407	3,630,186		3,750,593	25,387,707	112,989,000	22%
March	79,635,900	117,534	2,566,872		2,684,226	40,751,574	123,071,700	33%
April	84,372,600	240,891	2,674,092	7,100	2,922,083	31,045,317	118,340,000	26%
May								
June								
July								
August								
September								
October								
November								
December								
TOTAL								
6 mos	503,021,200	724,456	14,494,012	11,600	15,229,888	177,625,712	695,876,800	26%
12 mos	1,059,089,900	3,032,659	34,424,347	21,300	37,478,126	308,163,318	1,392,732,900	22%

2018-2019 Building Permits

	County	City-Res	City-Comm	City & County Plumbing	Land Disturbance Permits	City & County Mechanical	Sign	House Moving	County Comm	County Fees Paid	City Fees Paid
July	19	12	7	30	2	10			3	\$22,862.50	\$18,040.50
August	16	13	4	31	7	23			0	\$16,053.50	\$12,455.50
September	21	10	1	28	3	24			1	\$20,262.00	\$7,393.00
October	24	15	2	40	3	26			0	\$24,076.00	\$14,520.50
November	9	8	4	17	4	31			3	\$12,542.00	\$6,977.00
December	8	5	2	11	2	14			0	\$8,134.50	\$5,218.50
January	22	5	4	28	4	30			2	\$24,639.50	\$8,163.00
February	17	7	2	24	3	41			0	\$15,532.00	\$5,559.00
March	33	8	2	39	9	16			1	\$30,115.00	\$7,334.00
April	27	9	3	34	3	25			4	\$29,125.50	\$7,988.00
May											
June											
Total	196	92	31	282	40	240	0	0	14	\$203,342.50	\$93,649.00

Engineering Projects Report May 9, 2019

Project	Current Status	Dates
127 South Utility Relocation	(No Change)The TDOT bid letting has been placed on hold by the Commissioner of TDOT.	
Northwest Connector Phase 3	The City Attorney is finalizing the condemnations. All acquisitions should be finalized enough for TDOT's approval by the end of June. TDOT currently has the bid letting scheduled for 2025. We have been told that this is a parking date and the project will be moved into their 3 year budget once the ROW has been acquired.	Bid Letting 2025
Northwest Connector Phase 2	We have received the written approval to acquire property but have not been turned loose to start the process. We are waiting on TDOT. TDOT currently has the bid letting scheduled for 2025. We have been told that this is a parking date and the project will be moved into their 3 year budget once the ROW has been acquired.	Bid Letting 2025
Downtown Sidewalks	An onsite meeting is being scheduled with the TDOT ADA coordinator. The City has been given the notice to proceed on the NEPA document. City Staff has forwarded information on the street lighting to VEC and they are making a comparison of their standard lighting with the lighting fixtures that were originally designed. The City Manager is reviewing funding options for the street lighting.	Award Bid February 2020
Brookhaven Subdivision and Highland Lane Waterline Upgrade	The City has received TDEC approved plans.	Construction Start Spring of 2019
Old Lantana Road, County Seat and Southbend Waterline Replacement	(No Change) The plans have been reviewed and returned to the Engineer. Easements will be required as we move forward with this project. A construction start date will be established once the easements are acquired. The Director of Engineering is meeting with the City Attorney to discuss the legalities of this engineering contract.	
Bridges for Trails at Meadow Park	The Engineering Department is obtaining prices for the reinforcing steel.	
Quail Hollow Court	The Exhibit "A" document required for the sale of the property will be updated when the Airport Layout Plan updated during the next year.	
Main Street and Lantana Traffic Signal Replacement	The design phase is complete and approved. The City has been given notice to start the Right Of Way process and Right of Way plans have been submitted to TDOT. The project will not require additional property or easements.	Bid Award October 2019
Fourth Street and West Avenue Traffic Signal Replacement	The Engineers are coordinating with the overhead telecommunication companies for different alternatives of relocation. The design is progressing.	Bid Award September 2019
Airport Pavement Rehabilitating	The contractor has finished crack sealing the taxiways and will return for a runway closure on May 20th through May 26th. No hangar access will be available from May 20th to May 22nd.	Unknown schedule
2017 Sewer Rehab	The Contractor is videoing the gravity sewer lines in the Waterview area. This is the remaining work on the contract.	Construction Complete February, 2019
Meadow Park Water Filtration Plant Sewer Project	The plans have been approved through TDEC.	Schedule will be forthcoming
Raw Water Study	The water system map is delineated to show the pressure zones for both the existing Meadow Park WTP and Holiday WTP. Calculations are being finalized to determine needed improvements to the Holiday WTP for an expansion from 4.0 to 5.5 MGD, to determine needed improvements to the Meadow Park WTP for an expansion from 3.5 to 7.0 and 10.0 MGD, and to determine the feasibility of eliminating the Holiday WTP and modifying the existing intake to pump to the Meadow Park WTP.	
2017 Wastewater Treatment Plant Improvements	This project is complete and will be removed from this list.	Construction Completion September 18
Garrison Park	The project is 98% complete and a final grant inspection is scheduled on May 15th.	Completion April, 2019
Meadow Park Pavilion	Bids will be received in June and will be on the regular July City Council Meeting for approval.	
Centennial Park Basketball Court Rehab	Bids will be received in June and will be on the regular July City Council Meeting for approval.	
Airport Tree Removal	The obstruction information has been delivered to the City. City Crews are removing trees on City Property.	
Catoosa 127 North Water Tank	The City has started the acquisition process for the property. The appraisal will be completed soon.	
Centennial Park Trail Rehab	The Street Department is rebuilding the base on a portion of the trail and bids will be received in June. The bids will be on the regular July City Council Meeting for approval.	
CDBG 2018 Sewer Project	All video inspecting is complete. This project should be ready for a bid award in July and complete construction in November	Completion November, 2019
Underwood Street Sidewalk	Acquisition documents have been turned over to the City attorney so that City Staff can negotiate the acquisitions.	
Pickle Ball Courts	The divider fence, net poles and the surface has been installed. The wind screens and the striping is remaining.	Completion May, 2019
Fox Den Drive Water Line Installation	City Crews are 90 % complete on mainline installation.	

Private Developments

The Gardens Phase 8 Subdivision Plat 2	(No Change)Water and sewer installation is complete and the City has accepted the utilities. Road work has not been started.	
Waverley Place and Tree House Plantations Subdivision	(No Change) The Developer is looking at different development options. This development may change in type, shape and name. Water and sewer plans have been submitted to TDEC and the TDEC approval has expired.	
Crossroad Village Subdivision Phase 3	The developer has completed all utility installation. The road has the base stone installed and should be paved in the coming weeks.	

**CITY OF CROSSVILLE
DEBT**

	<u>END DATE</u>	<u>INT RATE</u>	<u>4/30/2019 LOAN BALANCE</u>	<u>PRINCIPAL PAYMENT</u>	<u>INTEREST PAYMENT</u>
GENERAL FUND					
LOC- TMBF - Radio System	2028		\$ 932,000	\$ 134,000	\$ 20,574
E-911	2024		\$ 370,000	\$ 56,000	\$ 7,500
Series A Bonds	2037	3.18%	\$ 4,040,000	\$ 25,000	\$ 123,444
Series B Bonds	2028	2.67%	\$ 2,530,000	\$ 210,000	\$ 72,231
			\$ -		
			<u>\$ 7,872,000</u>	<u>\$ 425,000</u>	<u>\$ 223,749</u>

Water & Sewer Fund

23008 TMBF Refund 3 RUD Loans 2014	2034		\$ 3,363,448	\$ 172,360	\$ 53,308
23009 SRF 12-116 Downtown Waterline	2035	1.87%	\$ 1,246,777	\$ 65,832	\$ 27,828
23010 SRF 2015 I/I (CW1 15-346)	2035	1.61%	\$ 1,589,908	\$ 73,752	\$ 27,252
23116 SRF 00-020 MPL Plant (water)	2024	1.77%	\$ 1,476,071	\$ 314,028	\$ 33,864
23118 SRF 2010 - WWTP	2032	2.88%	\$ 1,259,488	\$ 127,524	\$ 50,220
23119 SRF 2010 WTR Harvesting	2032	2.83%	\$ 1,408,603	\$ 141,552	\$ 55,056
23245 2012 Series C Bonds	2032	2.95%	\$ 8,265,000	\$ 135,000	\$ 246,244
			<u>\$ 18,609,295</u>	<u>\$ 1,030,048</u>	<u>\$ 493,772</u>

CATOOSA

23007 TMBF/Refund '05 Bonds	2028		\$ 2,880,000	\$ 230,000	\$ 50,000
23008 TMBF Refund 3 RUD Loans 2014	2034		\$ 2,090,552	\$ 105,640	\$ 35,000
			<u>\$ 4,970,552</u>	<u>\$ 335,640</u>	<u>\$ 85,000</u>

TOTALS (WATER & SEWER FUND)

\$ 23,579,847 \$ 1,365,688 \$ 578,772

\$ 31,451,847

The City carries debt for E-911.

Grant Agency	Project	ARRA	Amount			%				Money Spent	Money Received	To Be Received
			Grant	Local	Total							
AWARDED:												
Dept. of Justice	bulletproof vests	No	\$ 35,653.05	\$ 35,653.05	\$ 71,306.10	50/50	on-going/Federal Funds 100%			\$ 61,622.12	\$ 31,433.78	\$650.00
THSO Alcohol Saturation/Checkpoint Grant	Alcohol Saturation-2019	No	\$ 20,000.00	\$ -	\$ 20,000.00	100%	\$20,000 Federal Funds					
HIDTA	Drug Task Force Overtime		\$ 18,000.00	\$ -	\$ 18,000.00		\$18,000 Federal Funds					
TDEC-LPRF	Garrison Park Redevelopment		\$ 500,000.00	\$ 500,000.00	\$ 1,000,000.00		\$500,000 State Funds			\$ 748,421.49	\$ 374,219.73	
TDOT-Aeronautics	Airport Maintenance 18/19		\$ 25,740.00	\$ 25,740.00	\$ 51,480.00		Federal Funds \$25,740			\$ 18,902.76	\$ 9,451.38	\$7,520.71
TDOT-Aeronautics	Seal/Stripe Runway		\$ 603,513.00	\$ 33,528.00	\$ 670,570.00		Federal Funds \$603,513/State \$33,528/Local \$33,528			\$ 33,528.00		
TDOT-Aeronautics	Obstruction Clearing Survey		\$ 21,330.00	\$ 1,185.00	\$ 23,700.00		Federal Funds \$21,330/State \$1185/Local\$1185			\$ 1,185.00		
TDOT-TAP	Downtown Sidewalks/Lights		\$1,299,651	\$ 324,912.84	\$1,624,564	80%	\$1,299,651 Federal Funds/\$342,912.84 Local					
TDOT-Surface Trans	Northwest Connector		\$ 715,799.00	\$ -	\$ 715,799.00		Federal Funds \$715,799			\$ 1,313,415.21	\$ 608,626.89	\$442,105.28
TNECD	Site Development Grant		\$ 500,000.00	\$ 497,000.00	\$ 997,000.00		\$500,000 State Funds			\$ 959,000.00	\$ 729,500.00	
TML	Safety Partners Grant 18-19		\$ 3,000.00	\$ 3,000.00	\$ 6,000.00					\$ 5,077.54	\$ 2,538.77	
Boyd Foundation	Dog Park		\$25,000	\$ -	\$25,000					\$ 25,000.00	\$ 25,000.00	
Three Star 18-19	Drug Education Trailer		\$15,000	\$ -	\$15,000	100%	\$15,000 State Funds					
Dept. of Agriculture 18-19	Urban Forester		\$19,600	\$19,600	\$39,200	60/40	\$19,200 Federal Funds			\$ 5,118.38	\$ 2,559.19	

AWARDED:	Grant Agency	Project	ARRA	Amount			%	Money	Money	To Be	Budget
				Grant	Local	Total					
1	TDOT	Lantana Rd. Utility Reloc	No					\$ 806,354	\$ 805,594.85	\$ 758	413-52390-934-020
2	TDOT	127S Utility Reloc	No					\$ 238,369	\$ 20,437.69	\$ 217,932	413-52390-934-011
3	TDOT	Livingston/Miller	No					\$ 169,950			413-52390-934-021
7	Rural Development	Catoosa water tank - Hwy. 127N		\$ 160,500.00	\$ 890,000.00	\$ 1,050,500.00	160,500 Federal Funds				
8	CDBG-2018	Sewer Rehabilitation	No	\$525,000	\$ 175,000.00	\$ 700,000.00	\$525,000 Federal Funds	10,504.05	10,504.05		413-33198
TOTALS				\$ 685,500.00	\$ 1,065,000.00	\$ 1,750,500.00					

Other indicators

Chamber membership	389	391	394	387	378	377	378	376	375	368	
Grants Applied For	n/a	1-Tourism Marketing Grant	n/a	n/a	n/a	TVA Economic Development Partnership	n/a	n/a	n/a	n/a	
Grant Received	n/a	1	n/a	Select Tennessee Certified Site	n/a	n/a	TVA Economic Development Partnership	n/a	n/a	n/a	

** If more information is required regarding site visits or the details of the RFI submitted - please contact the Chamber directly.