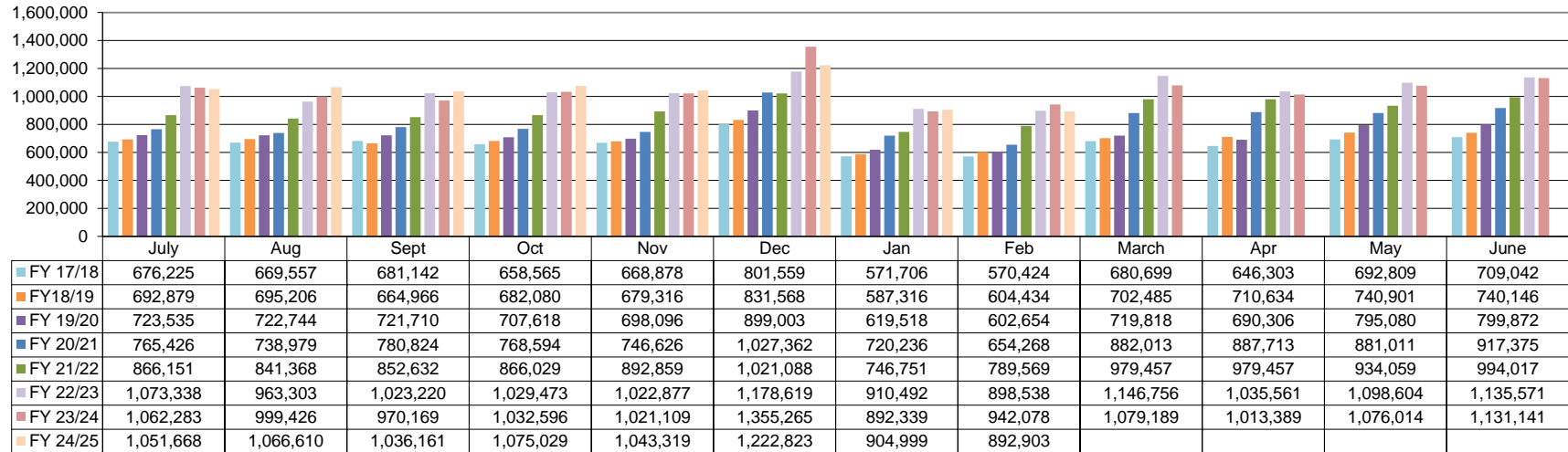
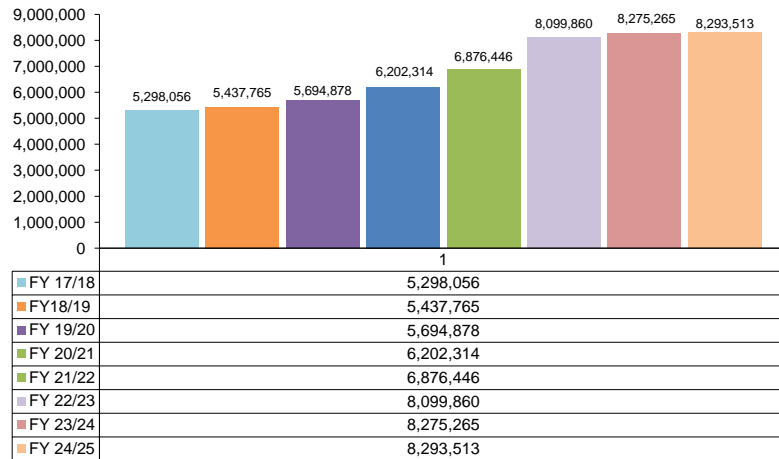


Sales Tax



Sales Tax Revenue Year-to-Date

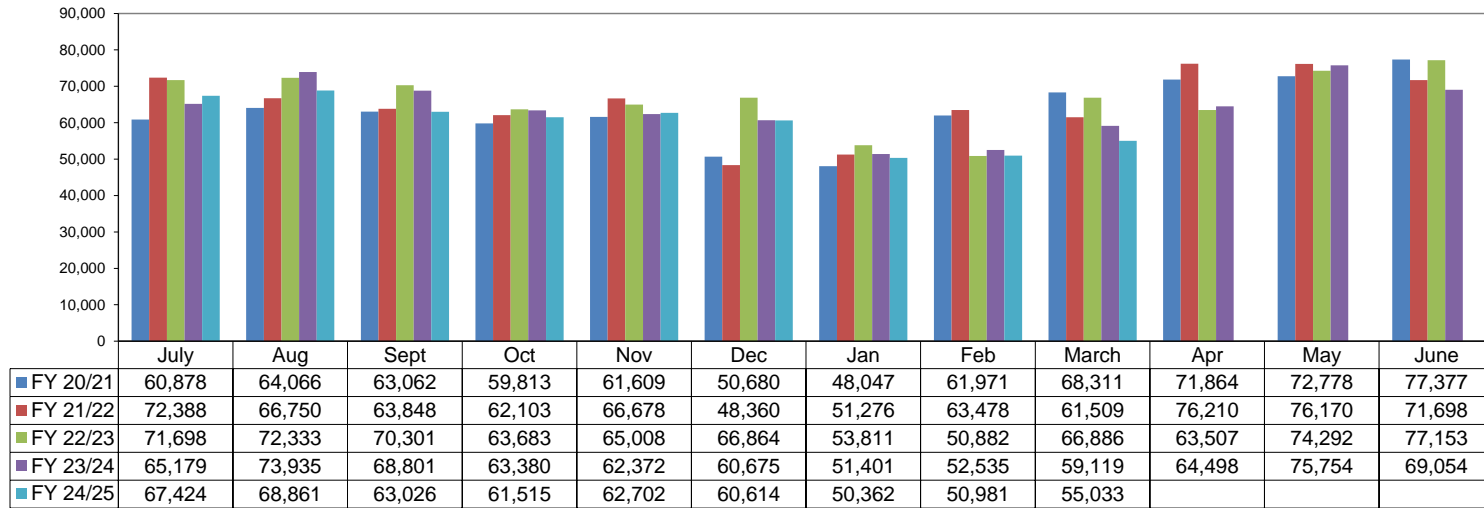


*COLLECTIONS IN THE CITY OF CROSSVILLE

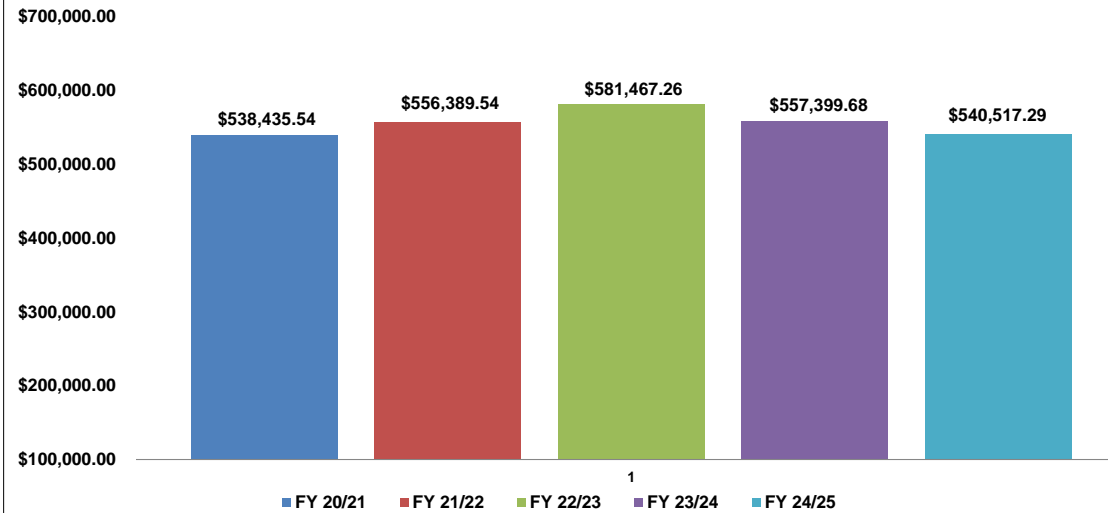
State of TN Cost of Administration	1.125%	\$	20,379.96
Net Collections (sent to Trustee's office)		\$	1,791,172.36
Local Option Out of State Distribution		\$	12,546.08
Trustee of Cumberland County	1%	\$	17,911.72
Net To Be Distributed		\$	1,785,806.71
CITY OF CROSSVILLE SPLIT			
Check to City of Crossville		\$	892,903.36
Check to Cumberland County Board of Education		\$	892,903.36

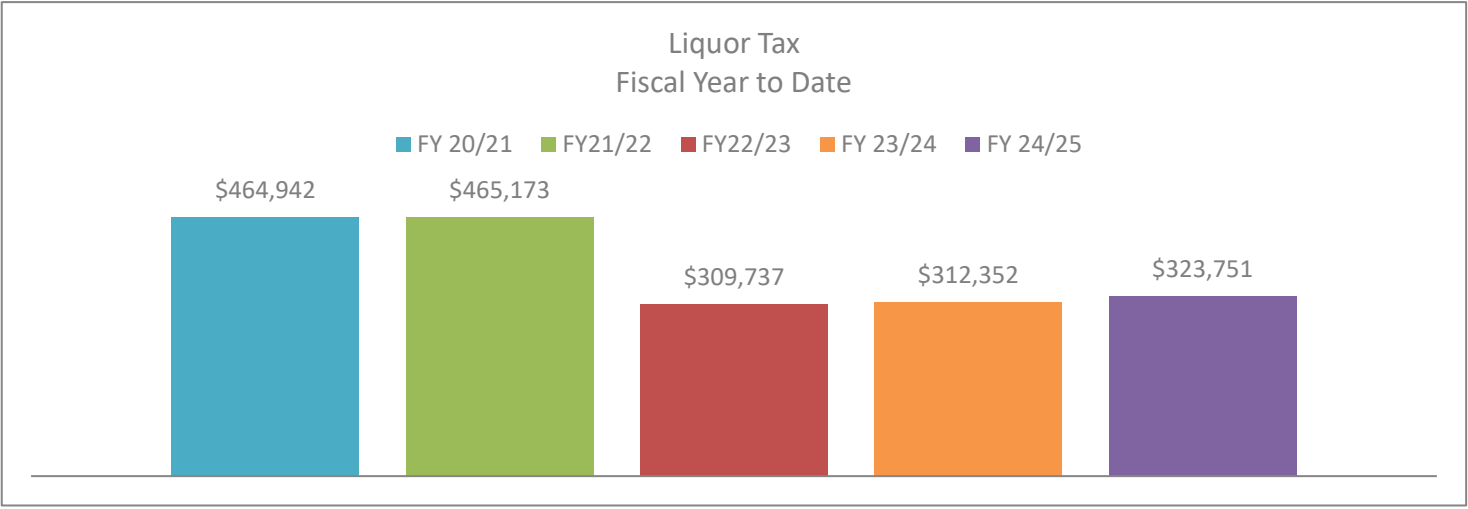
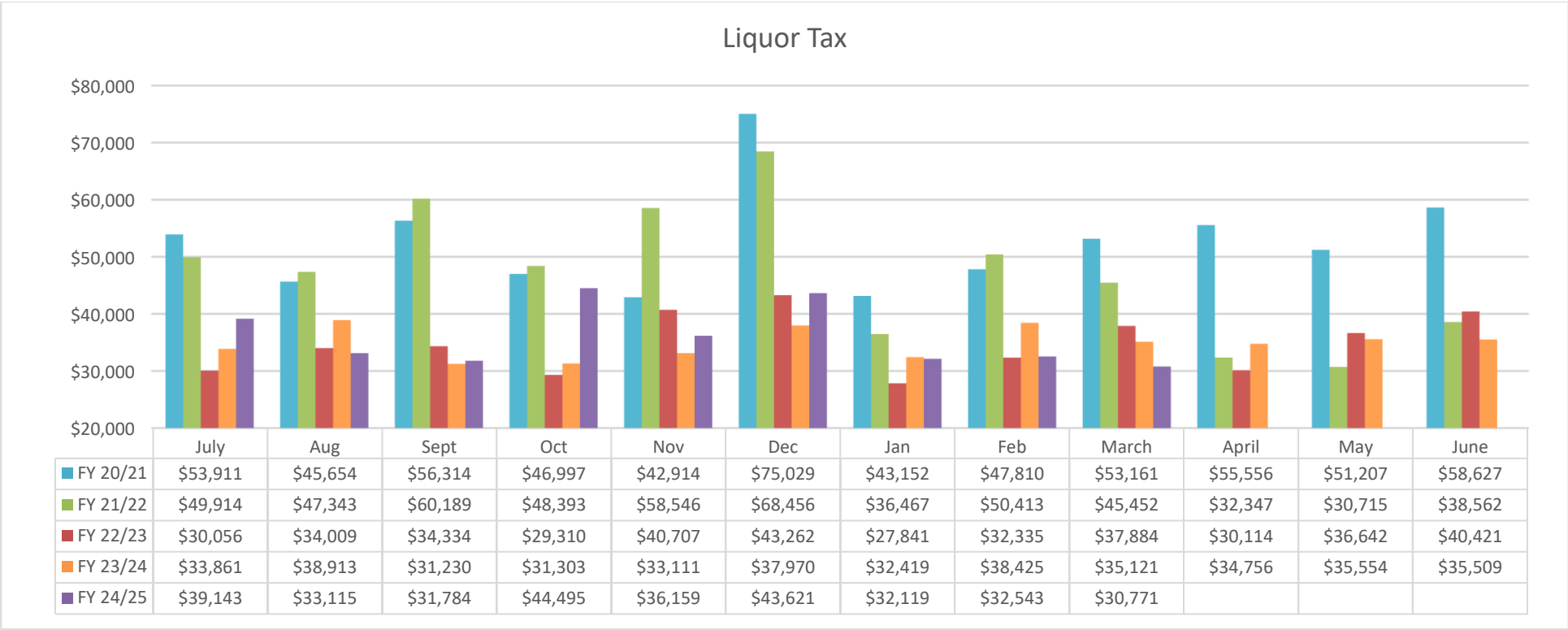
*Totals reported in April but actually collected in February

Wholesale Beer Tax

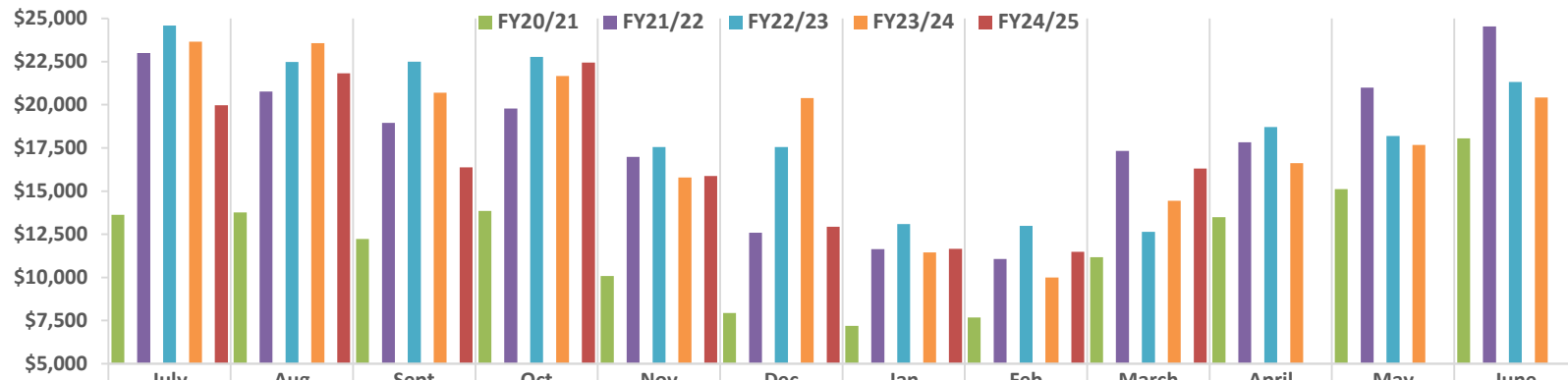


Wholesale Beer Tax Revenue Year To Date



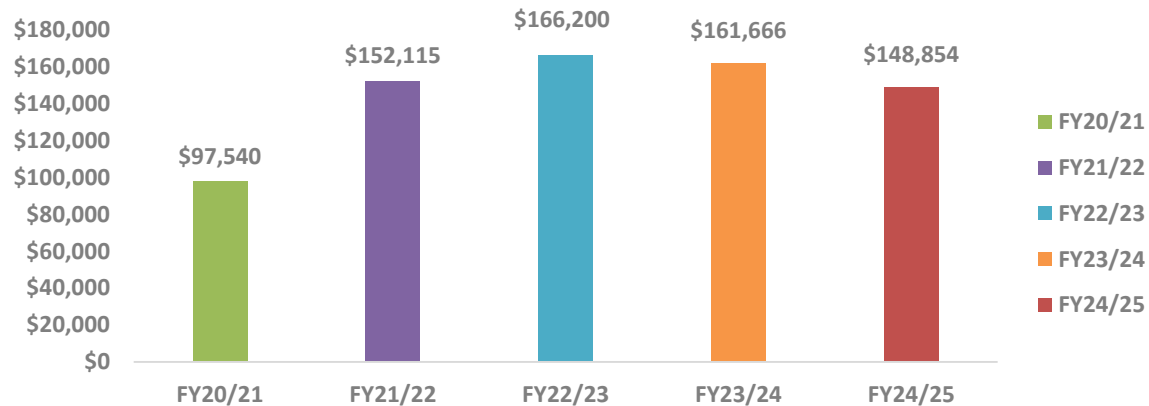


HOTEL OCCUPANCY TAX



	July	Aug	Sept	Oct	Nov	Dec	Jan	Feb	March	April	May	June
FY20/21	\$13,626	\$13,762	\$12,228	\$13,859	\$10,089	\$7,934	\$7,194	\$7,674	\$11,174	\$13,495	\$15,107	\$18,045
FY21/22	\$22,989	\$20,773	\$18,959	\$19,785	\$16,977	\$12,596	\$11,645	\$11,066	\$17,324	\$17,832	\$21,000	\$24,535
FY22/23	\$24,596	\$22,474	\$22,499	\$22,779	\$17,560	\$17,560	\$13,095	\$12,993	\$12,646	\$18,716	\$18,192	\$21,317
FY23/24	\$23,661	\$23,574	\$20,700	\$21,667	\$15,791	\$20,389	\$11,442	\$10,003	\$14,439	\$16,610	\$17,676	\$20,420
FY24/25	\$19,970	\$21,829	\$16,380	\$22,437	\$15,867	\$12,932	\$11,658	\$11,479	\$16,301			

Hotel Occupancy Tax - Year to Date



Monthly Stats
April 2025

CITATIONS		OFFENSES		ARRESTS	
No DL	2	Burglary	4	Fraud	1
Speeding	18	Theft from Vehicle	2	Hit and Run	1
Seatbelt Violation	12	Rape	1	Shoplifting	1
Texting while Driving	1	Theft from Building	1	Assault	3
Due Care	2	Assault	1	Domestic Assault	7
Insurance Violation	15	Fraud	5	Counterfeit	1
Registration Violation	27	Death	4	Resist/Evading Arrest	4
Light Law Violation	17	Shoplifting	1	Drug Violation	13
Window Tint Violation	3	Lost Property	3	Drug Equipment	9
Illegal Turn	1	Verbal Domestic	2	DUI	5
Ran Traffic Light	2	Vandalism	2	Viol of OP/Bond Conditions	5
Ran Stop Sign	4	Forcible Fondling	6	DOR/DOS/No DL	4
		Theft All Other	6	Wepons Law Violation	5
		Counterfeit	1	Public Intoxication	4
		Runaway	1	Criminal Trespass	4
		Recovery	2	Vandalism	1
		Property Damage	1	Viol. Of Implied Consent	1
		Pornography	1	Traffic Violations	4
		Custody Dispute	1	Animal Cruelty	1
		APS Referral	1	Warrant	15
		ICAC	1	Assault on 1st Responder	2
				Tampering with Evidence	3
				Reckless Driving	1
				Vaping Violation	1
				Liquor Law Violation	1
TOTAL	104	TOTAL	47		
SPEED WARNINGS	1	JUVENILE ARRESTS		TOTAL	97
WARNINGS	0	Vaping Violation	21	SOCIAL SERVICES	
Accidents		Disorderly Conduct	3	VICTIM CONTACTS	9
Fatality	0	Assault	8	INFO/REFERAL/SERVICES	7
With Injury	7	Unruly Juvenile	3	ROAD CALLS	1981
Without Injury	37	Underage Consumption	1	SCHOOL CALLS	1135
Minor	68	Evading Arrest	1	ANIMAL CONTROL CALLS	56
TOTAL	112	TOTAL	37	TOTAL CALLS	3172

*April 11th THSO Checkpoint in Normandy.

* Mock DUI at CCHS on April 8th and SMHS on April 25th.

*April 25th THSO Checkpoint in Fairfield Glade.

* April 26th Drug Take Back at Walmart and Cruise In on Main Street.

TN CROSSVILLE POLICE DEPARTMENT
Activity Summary - By Activity Type - SRO
From 04/01/2025 Through 04/30/2025

Page 1 of 2

Activity / Event	Count	As Substitute	Total Count	% To Total
Accidents	0	0	0	0.00
Alcohol - Possession	0	0	0	0.00
Alcohol - Under Influence	1	0	1	0.09
Arrests/Citations Issued	28	0	28	2.47
Assault Aggravated	0	0	0	0.00
Assist. - Other Agency	7	0	7	0.62
Assist. - School Admin	208	0	208	18.33
Athletic Events	4	0	4	0.35
Campus Foot Patrol	326	0	326	28.72
Classroom Activity	39	0	39	3.44
Consultation - Parents	87	0	87	7.67
Consultation - Students	381	0	381	33.57
Court Appearances	0	0	0	0.00
Disorderly Conduct	6	0	6	0.53
Drug Arrest	0	0	0	0.00
Incident Report	4	0	4	0.35
Meetings - Other	1	0	1	0.09
Meetings - School	9	0	9	0.79
Meetings - SRO Divisional	0	0	0	0.00
Non-THC Vape	16	0	16	1.41
Simple Assault	3	0	3	0.26
Special Events - Non Athletic	0	0	0	0.00
THC Vape	2	0	2	0.18
Theft	0	0	0	0.00
Theft Related	0	0	0	0.00
Traffic Accident	0	0	0	0.00
Training	0	0	0	0.00
Unsecure Doors	13	0	13	1.15
Vandalism	0	0	0	0.00

Print Date: May 02 2025 - 14:03:06

All Agencies, From 04/01/2025, Through 04/30/2025

Juvenile-Activity_Summary_ByActivity

SVANDEVER

TN CROSSVILLE POLICE DEPARTMENT

Activity Summary - By Activity Type - SRO

From 04/01/2025 Through 04/30/2025

Page 2 of 2

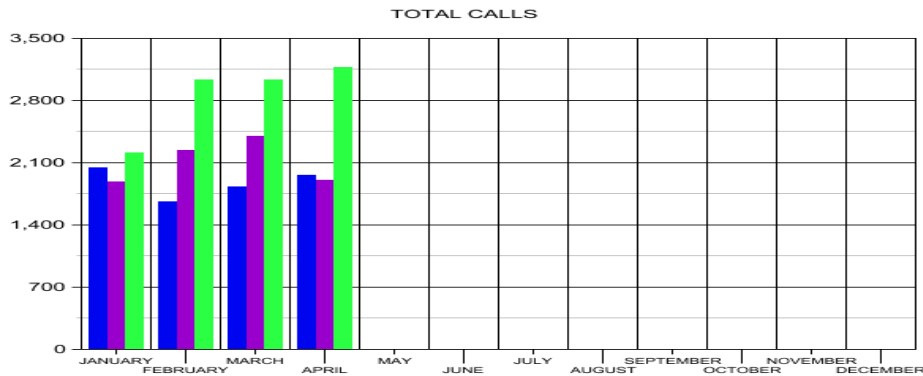
Activity / Event	Count	As Substitute	Total Count	% To Total
Vehicle/Equipment Inspection/Maintenance	0	0	0	0.00
Weapon Related	0	0	0	0.00
Total Activity / Events: 1135		0	1135	



CROSSVILLE POLICE DEPARTMENT STAT COMPARISONS

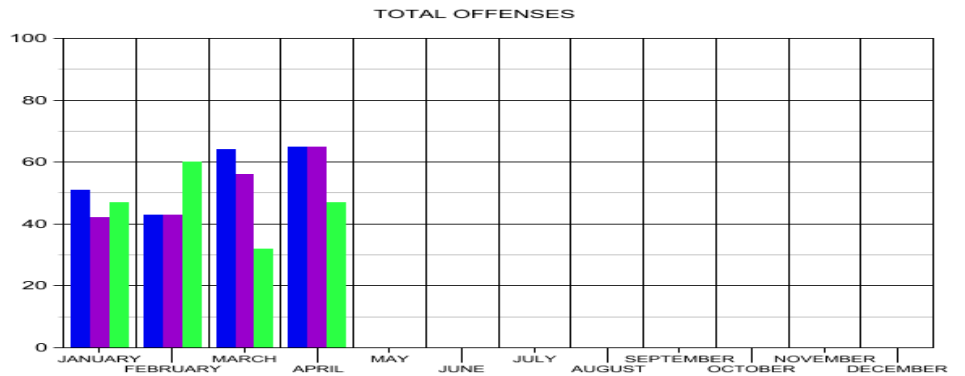
YEAR TO YEAR

2023 2024 2025



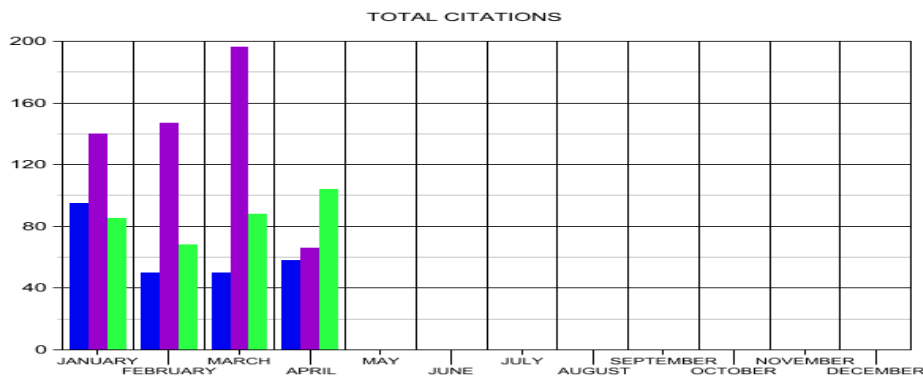
CALLS

2023—7,492 2024—8,418 2025—11,448



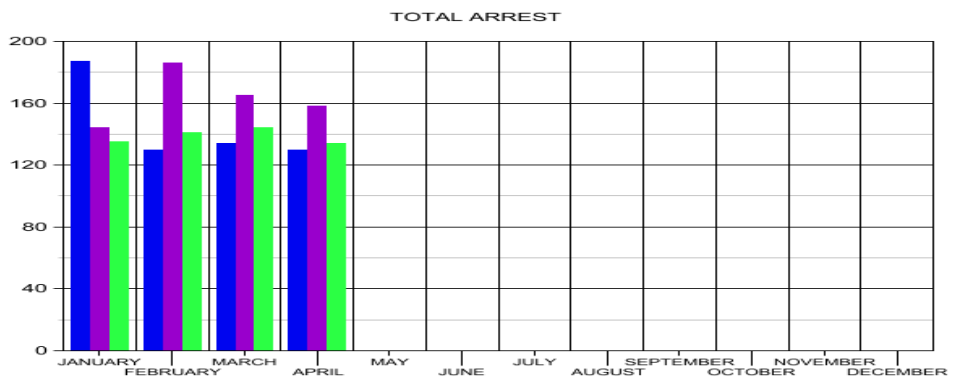
OFFENSES

2023—223 2024—206 2025—186



CITATIONS

2023—253 2024—549 2025—345



ARREST

2023—581 2024—653 2025—554



CROSSVILLE POLICE DEPARTMENT

STAT COMPARISONS

APR 25 TOTAL CALLS - 3,172

MAR 25 TOTAL CALLS - 3,033

YEAR TO DATE - 11,268

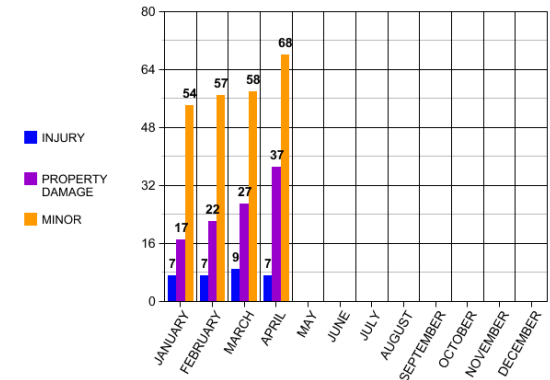
SPECIAL EVENTS

THSO CHECKPOINTS FFG &
NORMANDY

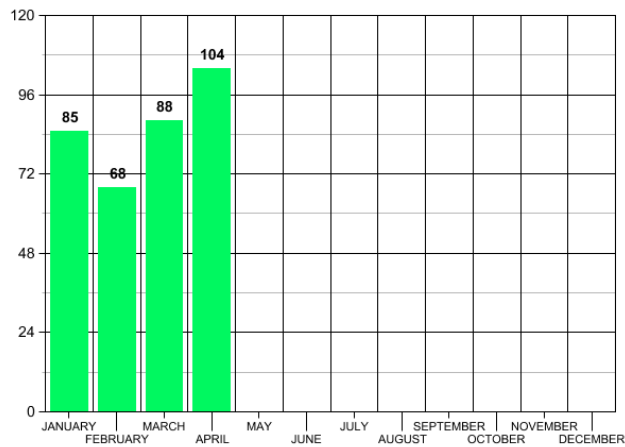
DRUG TAKE BACK

MOCK DUI CCHS & SMHS

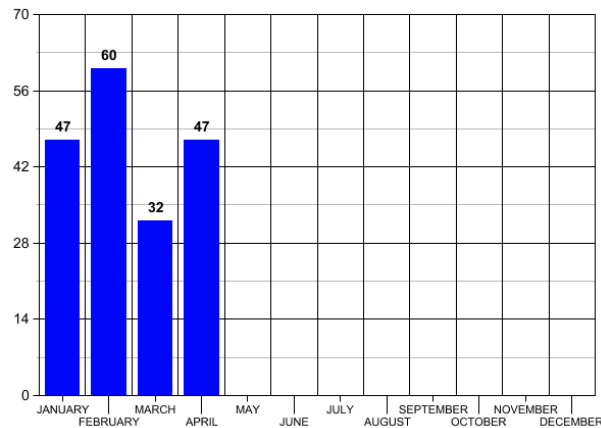
MONTHLY ACCIDENTS



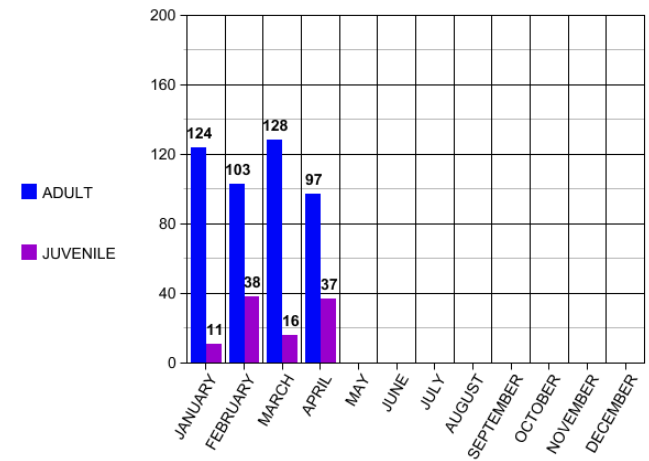
MONTHLY CITATIONS



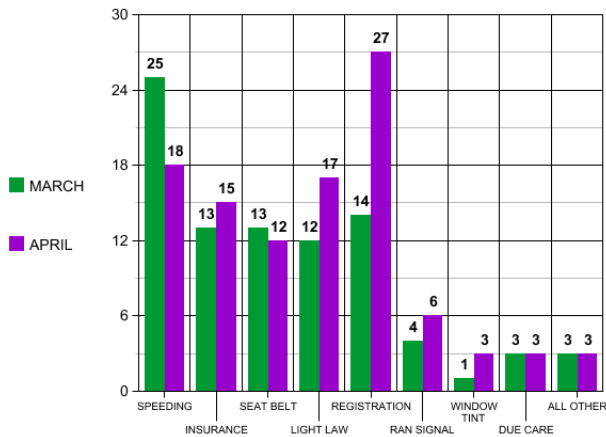
MONTHLY OFFENSES



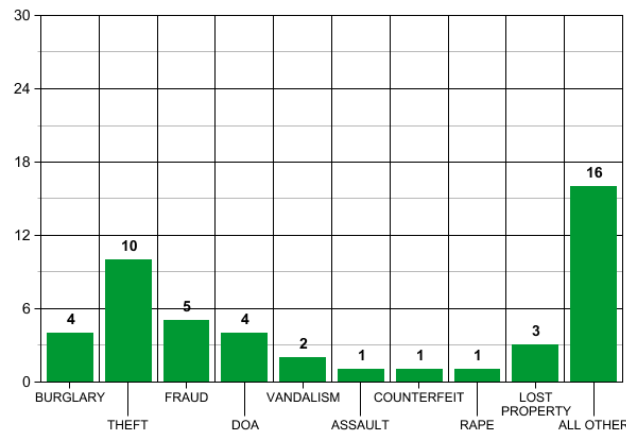
MONTHLY ARREST



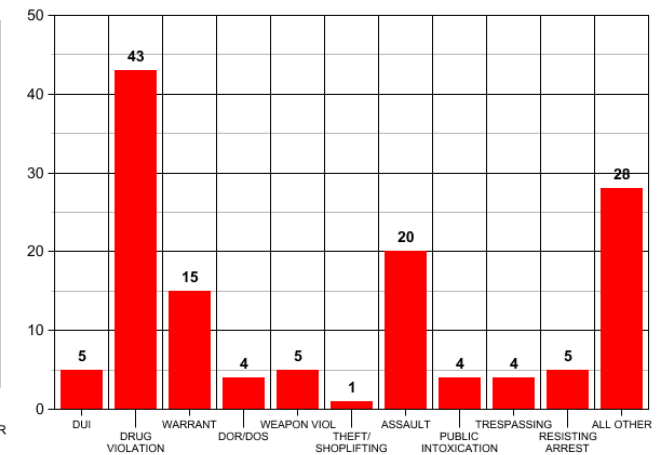
PREVIOUS MONTH CITATION COMPARISON



OFFENSE BY CATEGORY



ARREST BY CATEGORY



Crossville Fire Dept.

Crossville, TN

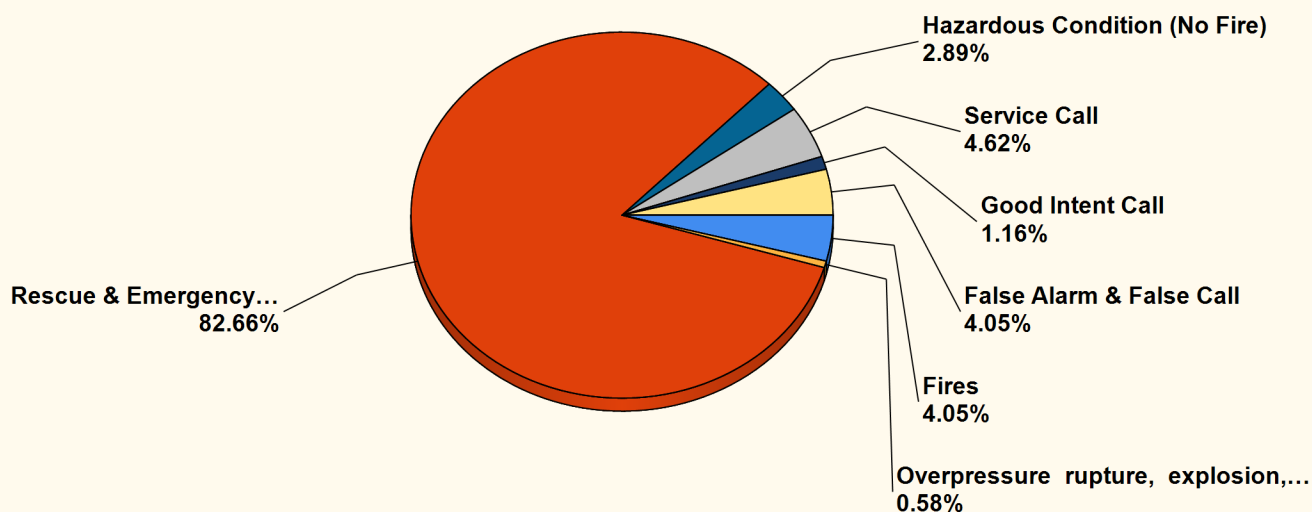
This report was generated on 5/1/2025 8:16:35 AM

CROSSVILLE



Breakdown by Major Incident Types for Date Range

Zone(s): All Zones | Start Date: 04/01/2025 | End Date: 04/30/2025



MAJOR INCIDENT TYPE	# INCIDENTS	% of TOTAL
Fires	7	4.05%
Overpressure rupture, explosion, overheating - no fire	1	0.58%
Rescue & Emergency Medical Service	143	82.66%
Hazardous Condition (No Fire)	5	2.89%
Service Call	8	4.62%
Good Intent Call	2	1.16%
False Alarm & False Call	7	4.05%
TOTAL	173	100%

Only REVIEWED and/or LOCKED IMPORTED incidents are included. Summary results for a major incident type are not displayed if the count is zero.



emergencyreporting.com
Doc Id: 553
Page # 1 of 2

Detailed Breakdown by Incident Type

INCIDENT TYPE	# INCIDENTS	% of TOTAL
111 - Building fire	3	1.73%
118 - Trash or rubbish fire, contained	1	0.58%
131 - Passenger vehicle fire	1	0.58%
132 - Road freight or transport vehicle fire	1	0.58%
151 - Outside rubbish, trash or waste fire	1	0.58%
223 - Air or gas rupture of pressure or process vessel	1	0.58%
311 - Medical assist, assist EMS crew	1	0.58%
321 - EMS call, excluding vehicle accident with injury	123	71.1%
322 - Motor vehicle accident with injuries	14	8.09%
324 - Motor vehicle accident with no injuries.	5	2.89%
412 - Gas leak (natural gas or LPG)	1	0.58%
413 - Oil or other combustible liquid spill	1	0.58%
424 - Carbon monoxide incident	1	0.58%
445 - Arcing, shorted electrical equipment	1	0.58%
461 - Building or structure weakened or collapsed	1	0.58%
500 - Service Call, other	4	2.31%
550 - Public service assistance, other	1	0.58%
551 - Assist police or other governmental agency	1	0.58%
553 - Public service	1	0.58%
561 - Unauthorized burning	1	0.58%
611 - Dispatched & cancelled en route	1	0.58%
622 - No incident found on arrival at dispatch address	1	0.58%
700 - False alarm or false call, other	1	0.58%
731 - Sprinkler activation due to malfunction	1	0.58%
740 - Unintentional transmission of alarm, other	1	0.58%
743 - Smoke detector activation, no fire - unintentional	3	1.73%
745 - Alarm system activation, no fire - unintentional	1	0.58%
TOTAL INCIDENTS:	173	100%

Only REVIEWED and/or LOCKED IMPORTED incidents are included. Summary results for a major incident type are not displayed if the count is zero.



Water Loss

	Consumption	Water loss - flushing	Water loss - leaks	Water loss-fire fighting	Total Internal Use	Unaccounted-for Water	Pumped Water	LOSS %
2024								
January	88,553,100	378,481	3,495,413	0	3,873,894	39,582,706	132,009,700	30%
February	105,450,600	509,475	141,116	720	651,311	3,165,589	109,267,500	3%
March	90,362,500	293,661	382,776	25,360	701,797	19,023,803	110,088,100	17%
April	89,912,900	23,866	2,199,219	1,800	2,224,885	19,623,215	111,761,000	18%
May	95,249,300	60,692	2,820,340	6,835	2,887,867	22,702,133	120,839,300	19%
June	98,602,900	123,767	2,447,742	30,475	2,601,984	25,893,816	127,098,700	20%
July	115,335,300	238,550	3,193,598	12,180	3,444,328	15,916,372	134,696,000	12%
August	123,053,100	723,971	3,740,784	18,490	4,483,245	5,883,055	133,419,400	4%
September	113,992,200	1,244,809	2,244,280	7,735	3,496,824	3,370,977	120,860,000	3%
October	106,415,200	219,050	4,478,022	8,448	4,705,520	8,171,380	119,292,100	7%
November	100,404,600	98,871	1,509,121	3,539	1,611,531	3,160,369	105,176,500	3%
December	96,556,900	32,406	2,061,039	1,800	2,095,245	17,409,855	116,062,000	15%
2025								
January	94,545,900	346,675	2,190,268	5,825	2,542,768	25,624,232	122,712,900	21%
February	105,136,000	67,747	689,662	3,900	761,309	757,091	106,654,400	1%
March	93,026,100	310,111	4,321,812	9,840	4,641,763	9,698,437	107,366,300	9%
April	91,599,900	267,289	1,432,904	33,420	1,733,613	10,656,487	103,990,000	10%
May					0	0		#DIV/0!
June					0	0		#DIV/0!
July					0	0		#DIV/0!
August					0	0		#DIV/0!
September					0	0		#DIV/0!
October					0	0		#DIV/0!
November					0	0		#DIV/0!
December					0	0		#DIV/0!
TOTAL:								
6 mos	581,269,400	1,123,099	12,204,806	58,324	13,386,229	67,306,471	661,962,100	10%
12 mos	1,233,917,400	3,733,938	31,129,571	142,487	35,005,996	149,244,204	1,418,167,600	11%

MONTHLY REPORT

Street Department

April 2025

Street Department Work Orders:

- Sweeper Truck
 - 13 loads of debris, 244 locations.
- Brush Removal
 - 47 Loads, 286 locations.
- Clean culverts & pipes – Turner Cemetery Road, Holiday Drive and Livingston Road
- Install / Replace culvert
 - Shooting Range
 - Mockingbird Drive
 - Louise Street
- Culvert install (New Residence – Old Mail Road (Gravel))
- Pothole repair on Old Jamestown Hwy
- Reshape shoulders & ditches on Holiday Drive
- Clean & Reshape Ditches
 - 12 locations - Sparta Drive, Town Loop, Sunset Drive, Kings Row, Iris Lane, Ponderosa Drive, Bobwhite Drive, Mockingbird Drive, Larch Drive, Carriage Drive, Holiday Drive, Castleman Lane.
- Clean catch basins
 - 5 locations – Fourth Street, Webb Avenue, Cleveland Street, Myrtle Avenue, W. Second Street
- Patch Gravel Shoulders
 - 9 locations – Larch Drive, Spiers Way, Dogwood Avenue, Iris Circle, Hospitality Drive, Cedar Drive, Holiday Drive, My Yamaha Drive, and the landfill entrance.
- Patching
 - 12 locations – Interchange Drive, Thurman Avenue, Chestnut Street, Stanley Street, Evergreen Drive, Town Loop, Northside Drive, Prentice Street, Woodlawn Road, Village Lane, E. First Street, Spruce Loop
- Concrete Pours
 - Holiday Drive; Second & East Street; Braun Street; Crossville Housing Authority
- Concrete Patching on Magnolia Street

Sign and Electrical Maintenance Work Orders:

- Preventative maintenance of traffic signals and recertified conflict monitors.
- Electrical Maintenance/Repairs on Street Lights
 - Main Street (New light poles)
 - Interchange Drive (Repair wires & conduit)
 - Centennial Park
 - Warner Field lights
- Traffic Signal Repair/Maintenance
 - #28 Elmore Road @ Livingston Road
 - #32 Miller Avenue @ West Avenue
- Misc. work with bucket truck
 - Centennial Park cameras
- Sign repair/Maintenance and Fabricating letters
 - 40 locations

Miscellaneous:

- Traffic counters – Sparta Drive; Penfield Street
- Concrete pour at Public Works
- Dug up electrical line at the airport for contractor
- Repair catch basin near Papa John's Pizza
- Supervisor Training at City Hall
- Road closure for car show
- Assistance to other departments:
 - Neecham Street – sidewalk repair
 - Shoreline Drive – water cut repair
 - Stoneview Drive – road cut repair
 - Iris Lane – water cut repair
 - Hawthorn Loop – water cut repair
 - County Seat Road – build concrete wall and ladder at pump station
- Beeper Call-outs:
 - Red light on flash at Main & Elmore
 - #12 Northside Drive would not cycle
 - Red light at Miller & West Avenue
 - Glass in the road on Webb Avenue
 - Manhole cover near Papa John's Pizza
 - Red light at Northside Drive & N. Main Street

APRIL 2025 MONTHLY REPORT

MAINTENANCE DEPARTMENT

GENERAL MAINTENANCE WORK ORDERS COMPLETED: 117

SPECIAL PROJECTS/WORK ORDERS:

- Removed tile at the airport
- Redid the service pole at Meadow Park Campground
- Finish the front porch at Public Works
- Install new door at the airport hanger and redid a wall
- Replace dump station clean out at Meadow Park
- Replace the AV gas pump motor
- Began mowing R.O.W.
- AC working at the Police Department

SERVICE TRUCK CALLS: 18

VEHICLE/EQUIPMENT SERVICES AND REPAIRS:

- CODES
 - NONE
- AIRPORT
 - NONE
- CATOOSA
 - Unit 1203 – Window regulator; recharge A/C
 - Unit 1200 – Service, wiper blades
 - Unit 1202 – Service, wiper blades, air-filter, cabin air-filter
- FIRE
 - Tahoe – Service
 - Squad 2 – Service; front & rear brakes
- MAINTENANCE
 - Unit 207 – Service and air-filter
 - Unit 204 – Service
 - Unit 215 – Service, air-filter, oil, cabin air-filter, replace all mower blades, check oil in gear boxes
- WATER TRANSMISSION/SEWER
 - Unit 409 – Batteries
 - Unit 407 – Battery, service, front & rear brake pads, left-rear caliper and hose, air-filter
 - Unit 460 – Service, fuel filter, replaced lower oil pan
 - Unit 406 – Battery
 - Unit 408 – Service

- STREET
 - Unit 642 – Service, air-filter, and fuel-filter
- POLICE
 - Unit 2 – Service
 - Unit 5 – Service
 - Unit 4 – Service; rear brakes & rotors; front brakes & rotors
 - Unit 21 – Service; front brakes & rotors
 - Unit 17 – Battery
 - Unit 71 – Service, air-filter
 - Unit 25 – Radiator, coding fan assembly
 - Unit 36 – Service, air-filter
- PARKS & RECREATION
 - Unit 702 – Service, wiper blades, cabin air-filter
- WATER TREATMENT
 - Unit 905 – Service, wiper blades
- IT DEPARTMENT
 - NONE
- EMERGENCY MANAGEMENT
 - NONE
- ENGINEERING
 - Unit 350 – Service
 - Unit 307 – Service, air-filter, and wiper blades
- CEMETERY
 - NONE
- STORM WATER
 - NONE
- VEOLIA
 - NONE
- CENTRAL STAFF
 - NONE

Water Treatment Plant Maintenance Report

April 2025

Holiday Hills

General Maintenance:

- ❖ Changed monthly water filters for machines
- ❖ Serviced Dehumidifiers
- ❖ Serviced Even number motors and pumps
- ❖ Changed caustic tubes in pumps
- ❖ Changed poly tubes in pumps
- ❖ Fixed raw #1 panel found ARR relay bad
- ❖ Washed basins 1-4
- ❖ Repaired basin pump
- ❖ Installed pressure sensor for new scada
- ❖ Installed new raw pump and motor
- ❖ Replaced 10' section of main 2.5 water line in the basement
- ❖ Hauled old scada and filter equipment to trash hopper
- ❖ Cleaned out the rear shed

Unexpected Repairs:

- ❖ Water line in basement
- ❖ Sump pump in basement
- ❖ Raw 1 panel

Continuing Projects:

- ❖ Pump changeouts and plumbing for pre and post miox
- ❖ New plumbing and chemical drops in the finished water line in basement
- ❖ Fence moved and new pump storage building
- ❖ Fence repair

Meadow Park Lake

General Maintenance:

- ❖ Changed monthly water filters for machines
- ❖ Serviced Dehumidifiers
- ❖ Serviced Even number motors and pumps
- ❖ Changed caustic tubes in pumps
- ❖ Changed poly tubes in pumps
- ❖ Cleaned out all venturi ports
- ❖ Sprayed weeds
- ❖ Cleaned ports for ROF and LOH meters
- ❖ Fixed basin walkway and added gravel to the rest
- ❖ Filled in sinkhole
- ❖ Took down old shed and fence
- ❖ Replaced vfd in carbon building
- ❖ Plumbed up new bleach feed
- ❖ Worked on miox machine

Unexpected Repairs:

- ❖ Miox machine
- ❖ Bleach feed for backup
- ❖ Vfd in carbon room

Continuing Projects:

- ❖ New bicarb stands for raw pumphouse
- ❖ Fence addition and new gate placement

Utility Maintenance

Apr-25
Monthly Report

<u>Locations:</u>	379
-------------------	-----

<u>Backflows Tested:</u>	31
--------------------------	----

<u>Grinder Pumps Sold:</u>	4
----------------------------	---

<u>Preliminary Inspections:</u>	1
---------------------------------	---

<u>Final Inspections:</u>	7
---------------------------	---

<u>Replacement Pumps</u>	0
--------------------------	---

<u>Grinder Pumps Repairs</u>	21
------------------------------	----

<u>Meter:</u> Turn-Ons	22
Turn-Offs	20
Occupant Changes	64
Reinstates	28
Checks, Replacement, Repair	24
Water Taps	4
Main Line Leaks	4
Service Repairs	4

<u>Total Water Loss:</u>	551,850.4 gallons
--------------------------	-------------------

<u>Sewer Taps</u>	3
-------------------	---

<u>Sewer Line Repairs</u>	12
---------------------------	----

<u>Graves</u>	2
---------------	---

<u>Pipe Installed</u>	225' of 3/4" copper
	80' of 1" copper
	0' of 2" copper
	0' of 6" PVC
	0' 12" PVC
	7' 2" PVC
	305' of 4" pvc
	0' of 3/4 PVC
	94' of 1" PVC
	0 of 4" HDPE
	400' of 2" HDPE

0' of 6" HDPE
0' of 10" pvc
20' of 8" pvc

Monthly Summary

Replaced approximate ely 34 3/4
water meters due to meter or AMR malfunctioning
Read meters, Did service orders and customer complaints
tested 31 backflows devices
Fixed sewer Leaks
fixed water leaks
made water and sewer taps
Lowered Sewer line on Interstate drive
Moved 2" meter on Interstate drive for Arby's

Water Leaks Repaired

595 Oakmont drive
108 Valley Lane
251 Spiers Way
732 Hwy. 68
121 Larch Drive
Corner of River Lane
Corner of River Lane

Water Taps:

805 East first Street
645 Peter Pan Avenue
663 Peter Pan Avenue
629 Old Lantana Road

Sewer Taps

Canary Drive
50 Justice Street
629 Old Lantana Road

Sewer Line Repairs:

106 Henry Street
130 Whisper Way
2229 West Avenue
627 Livingston Road
345 East Deer Creek Drive
168 Skyview Meadow Drive

202 North Main Street
Corner of Tate Road and Hwy. 127 North
Interstate Drive at Crossville Hardwoods
Ashton Place off Myrtle
477 Hollis Lane
359 Dayton Avenue

Grinder pump finals

175 Skyview Meadow Drive
157 Skyview Meadow Drive
387 Cumberland View drive
158 Skyview Meadow Drive
155 Riverchase Drive
168 Skyview Meadow Drive
941 East Deer Creek Drive

Grave Services

Daniel Long
Ester Martin

Next Months Forecast

Replace AMR meters & ERTs as needed
Do water & sewer taps & graves
Repair Grinder pumps & cleanings & maint. checks
Test Backflows
Hydrant testing and/or maintenance
Work on finishing dead end line flushing list
Start water and sewer line extensions on North Side drive

CATOOSA DEPARTMENT
WATER LOST
APRIL 2025

MASTER PUMPS	WATER PURCHASED		
70-NORTH	12,292,780		
127 HWY	13,542,359		
GENESIS	6,046,900		
62 HWY	0		
TOTAL	31,882,039		
	WATER SOLD		
MASTER PUMP TOTALS	31,882,039		
LESS CUSTOMERS	19,489,300		
LESS 200 ACCOUNTS	4,856,400		
	7,536,339	% of Loss	24%
FIRE DEPARTMENT			
TANK CLEANING & FILLING	-		
METERED FILLING			
METERED FLUSHING	6,003		
UNMETERED FLUSHING	330		
UNMETERED LEAK	1,139,040		
BILL ADJUSTMENTS			
METERED LEAKS			
BULK SALES			
TOTAL	6,390,966	Total % Loss	20%

Crossville Leisure Services

Receivable Totals By Category

4/1/2025 - 4/30/2025

<u>Programs</u>		
Activities	\$ 372.60	3
Upper Cumberland Youth Athletics	\$ 874.40	18
Total	\$ 1,247.00	21
<u>Facilities</u>		
Centennial Park Shelter 2	\$ 119.04	4
Centennial Park Shelter 3	\$ 67.28	2
Crossville Depot Meeting Room	\$ 2,249.30	17
Meadow Park Lake Shelter 2 (Next to Playground)	\$ 153.50	3
Pickleball Court 1	\$ 12.42	5
Pickleball Court 2	\$ 12.42	5
Pickleball Court 3	\$ 14.49	6
Pickleball court 4	\$ 18.63	7
Pickleball Court 5	\$ 103.50	34
Pickleball Court 6	\$ 103.50	34
Pickleball Court 7	\$ 99.36	32
Pickleball Court 8	\$ 82.80	25
Warner Field 1	\$ 460.00	3
Total	\$ 3,496.24	177
<u>POS</u>		
Palace	\$ 1,362.00	635
Recreation	\$ 81.22	9
Total	\$ 1,443.22	644
<u>Vendor</u>		
Bunz on the Run	\$ 50.00	1
Chico's Chicken	\$ 51.75	1
The Steele Mill	\$ 50.00	1
Total	\$ 151.75	3
<u>Meadow Park</u>		
Boat Ramp		75
Boat Rental		10
Campground		13
Total		98

Palace Events April 2025

PALACE-PRODUCED EVENTS	Event Date	Artist Fee	# Tickets	Ticket Revenue	ACTUAL Ticket	Concessions Revenue	Light/Sound Tech	NET P/L
Kings of Queen*	April 11	(\$5,278.50)	298	\$9,234.00	\$ 8,260.32	\$ 490.00	\$ (325.00)	\$ 3,146.82
Southern Accents: Tom Petty Tribute	April 25	\$ (3,000.00)	262	\$6,190.00	\$ 6,158.80	\$ 244.00	\$ (325.00)	\$ 3,077.80
TOTALS:		\$ (8,278.50)	560	\$15,424.00	\$ 14,419.12	\$ 734.00	\$ (650.00)	\$ 6,224.62
* = Ticket splits								
RENTALS	EVENT DATE	RENT	# Tickets	Ticket Revenue	OUR FEES	Concessions Revenue	Sound Tech	NET P/L
Miss Senior TN Pageant	April 4/5	\$ 1,200.00		-	-	\$ 275.00		\$ 1,475.00
Christian Academy of the Cumberlands	April 10	\$ 225.00				\$ 107.00	\$ (205.00)	\$ 127.00
Superman Media (TN Bigfoot 2 movie)	April 12	\$ 225.00				\$ 201.00		\$ 426.00
Alan Grindstaff	April 12	\$ 225.00					\$ (125.00)	\$ 100.00
TOTALS:		\$ 1,875.00	0		\$ -	\$ 583.00	\$ (330.00)	\$ 2,128.00
OTHER	EVENT DATE	RENT/License	# Tickets	Ticket Revenue	NET TICKET REVENUE	Concessions Revenue	Sound Tech	NET P/L
SCHOOL: Home School group	April 15	\$ (205.00)	9			\$ 45.00		\$ (160.00)
TOTALS:		\$ (205.00)	9			\$ 45.00	\$ -	\$ (160.00)
TOTALS April: 7 Events		\$ (6,608.50)	569	\$15,424.00	\$14,419.12	\$ 1,362.00	\$ (980.00)	\$ 8,192.62
Please note some events were cancelled due to sidewalk construction and no access to front entry								

April, 2025 Tournament Recap:

04/06/2025

- CO-ED
- WSL
 - 9 Total Teams

04/13/2025

- WSL
- CO-ED
 - 12 total teams

04/27/2025

- WSL
- CO-ED
 - 11 total teams

- For Events Above - Numerous local in town restaurants had checked in boxes for “as a team”
 - Teams from - Nashville, Knoxville, Harriman, Kingston, Cookeville, KY and GA

04/19/2025

- JV High School Soccer Tournament
 - 9 total teams
 - Crossville(x2) White Upperman Watertown Lebanon Cookeville
Monterrey Scott

Permits Break Down Report

	City & County Mechanical	City & County Plumbing	City Commercial Building	City Commercial Demolition	City Residential Building	City Residential Demolition	County Commercial	County Residential	House Moving	Land Disturbance Permits	Plans Review	Sign	Total Permits	County Fees Paid	City Fees Paid	Total Fees Paid
July 2024	35	9	3	0	11	0	0	0	0	3	0	4	65	\$1,230.00	\$9,315.00	\$10,545.00
August 2024	32	7	4	0	11	0	0	0	0	0	0	4	58	\$855.00	\$8,127.00	\$8,982.00
September 2024	21	11	8	0	11	0	0	0	0	1	0	8	60	\$855.00	\$14,909.00	\$15,764.00
October 2024	23	8	5	0	8	0	1	1	0	1	0	5	52	\$9,529.00	\$6,940.00	\$16,469.00
November 2024	22	8	7	0	5	0	0	0	0	1	0	1	44	\$645.00	\$7,948.00	\$8,593.00
December 2024	11	4	4	1	5	0	0	0	0	1	0	0	26	\$660.00	\$5,740.00	\$6,400.00
January 2025	11	4	2	1	5	0	0	0	0	0	0	0	23	\$120.00	\$11,426.00	\$11,546.00
February 2025	7	11	5	0	11	0	0	0	0	4	0	0	38	\$150.00	\$8,641.00	\$8,791.00
March 2025	15	15	12	0	21	0	0	0	1	4	1	1	70	\$255.00	\$20,849.00	\$21,104.00
April 2025	10	12	3	0	12	1	0	1	0	1	0	0	40	\$2,115.00	\$8,513.00	\$10,628.00
Total	187	89	53	2	100	1	1	2	1	16	1	23	476	\$16,414.00	\$102,408.00	\$118,822.00

From 04/01/2025 to 04/30/2025

Engineering Projects Report April 4, 2025		
Project	Current Status	Dates
TDOT 127 North Utility Relocation Section 1	All of the City's utilities are complete and functioning. A final punch list will be created after more of the road construction has been completed.	Completion Date Fall 2026
TDOT 127 North Utility Relocation Section 4 (Fentress Cumberland County Line)	The portion of this project that is the City's water utility relocation is complete and a final punch list will be created after the road work is completed.	Target Completion Date August 31, 2026
TDOT 127 North Utility Relocation Section 2	This project is tentatively scheduled to be bid June 2026. The City is acquiring easements for the water relocation.	Bid Date June 2026
TDOT 127 North Utility Relocation Section 3	This project is tentatively scheduled to be bid June 2026. The City is acquiring easements for the water relocation.	Bid Date June 2026
Northwest Connector Phase 3	The utilities for this project are complete with the exception of final clean up and relocating the water line at Mizkan's driveway. The water line under Mizkan's drive way should be in service in the next week.	Total Completion Date July 21, 2023 Finish from Genesis To Stout May 31, 2022
Northwest Connector Phase 2	All acquisition has been completed by the City. TDOT has certified the ROW and we are now waiting for TDOT to program the construction in the TDOT budget. This project is not in TDOT's three year plan.	
Interstate Drive Extension West of Genesis Road	The ROW plans have been reviewed by TDOT and the Engineer has updated the plans and the acquisition has started.	
Downtown Sidewalks	The City's Contractor only lacks handrails, material in the planters and a portion of the asphalt patch near the gutter on the phase 1. The contractor has moved to the phase 2.1 and has almost completed the demo.	Completion Date May 1st 2025
Old Lantana Road, County Seat and Southbend Waterline Replacement	The City has reviewed the plans and the Engineer is revising the plans. A construction start date will be established once the easements are acquired.	
Quail Hollow Court	The Exhibit "A" document has been updated and the City can move forward with the sale of the property.	
Main Street and Lantana Traffic Signal Replacement	The Contractor has completed all of their contract. The Engineering Department is working on closing the project out with TDOT.	Completion date August 22, 2024
Fourth Street and West Avenue Traffic Signal Replacement	The ROW plans have been approved by TDOT. A utility coordination meeting is forthcoming. This project has low priorities because the City will not have STP funds to fund construction for three to five years.	
Meadow Park Water Filtration Plant Sewer Project	The Engineer has created the exhibits for the easements. The City is in the process of acquiring the easements.	Schedule will be forthcoming
Raw Water Study (Meadow Park Lake Expansion)	The Engineers are finishing the Alternatives Analysis Report and will be advertising for a full-delivery mitigation contractor in the coming months.	
Underwood Street Sidewalk	Acquisition documents will be turned over to the City Attorney so that City Staff can negotiate the acquisitions.	
Airport ALP	The final Airport Layout Plan has approved by the FAA. The City has received final documents to sign.	
TDOT SR 1 Highway 70 Bridge Replacement (Sparta Highway) Utility Relocation	The contractor started September 11th 2023. The Contractor will be starting the bore under the Obed River.	Bid Letting December 9, 2022
TDOT SR 24 Highway 70 North Bridge Replacement Utility Relocation	The City has received revised plans from TDOT and the original water and sewer design has been changed for the new design. This project will be bid winter of 2025 and will include a road closure. The City will be bidding the master meter relocation out as a separate project.	Bid Letting Winter of 2025
Little Obed Pedestrian Bridge and Greenway	The bridge bid is on the agenda for approval and the City is acquiring easements.	
Truck Route	We received 641 responses from the survey. The Engineers have started to process the survey data. The next step will be to notify the local trucking companies and get feedback from them.	
Airport Terminal Building	The renovation project is complete. City crews are coordinating tile removal and new tile installation.	
ARPA Sewer I&I Project.	Cleanup is all that remains on this project.	Completion Date January 12th 2025
Creston Road ARPA Waterline Project	The Contractor is starting work April 7th.	
East Ridge Sewer Extension	This project is complete and will be removed from this list.	
Peavine Sewer Expansion	The plans are finished and the City is acquiring easements for this project.	
Genesis Road and 127 Sewer Expansion	Plans have been approved by TDEC and a TDOT permit has been issued. The City is currently acquiring easements.	
Little Obed Pump Station and Jail Bar Screen Installation	The Contractor has installed the grinder pump at the Tansi emergency station and is installing the concrete structures for the two bar screens.	
New Fire Station 2	The excavation is underway and the Contractor has installed all of the building slabs. The steel building will be delivered mid April.	
TDOT I-40 Bridge Widening over 70 North	The TDOT plans have changed and the City will currently only be required to install 2 water valves.	
Indian Woods Village Sewer	The fees have been paid and we are waiting on plan submission.	
Water Filtration Plant Upgrade	The switch gear for the main Meadow Park building has been replaced. The switch gear for the pump building has not been delivered. All other work has been completed.	
Peach Tree Drive Water Extension	The plans have been approved by TDEC	
First and Fourth Street Traffic Signal Replacement	The Engineer has provided the City with options on pole locations and is incorporating conduits under Main Street in the current project.	
Private Developments		
The Gardens Phase 8 Plat 3	The City is holding a financial guarantee for a temporary Cul-de-sac or the next phase to start.	
The Gardens Phase 8 Plat 4A	The City is holding a financial guarantee for a temporary Cul-de-sac or the next phase to start.	
Sky View Meadow Subdivision Phase 2 & 3	All roads, water and sewer are complete. The stormwater retention structures have not been completed and the City is holding a financial guarantee for this work.	
The Grove	The City is holding a financial guarantee for a temporary Cul-de-sac or the next phase to start.	
Homestead Junction	The City is holding a financial guarantee for road construction that has not started.	



Crossville Memorial Airport Committee Meeting Airport & FBO Report May 5, 2025

1. Airport Traffic Summary

Total Aircraft Movements (takeoffs and landings combined):

- **April total operations 2025: 901**
- **April total operations 2024: 858**

2. Fuel Flow

- **April 2025:** Total gallons: 9,252.03 gal
 - Jet A: 6,674.1 gal | 100LL: 2,577.93 gal
- **April 2024:** Total gallons: 4,720.46 gal
 - Jet A: 2,652 gal | 100LL: 2,068.46 gal

3. Operational Highlights & Notes

Fuel flow remained strong again this month, nearly doubling last April's volume. This continued growth reflects increased traffic and operational momentum at the airport.

We're also excited to welcome Jerimiah, our new Parts Manager, who has hit the ground running. He's already integrated well with the maintenance team and is proving to be a valuable asset to the operation.

In addition, Rich Perry is making steady progress on the Part 145 Repair Station certification. His diligence and attention to detail are moving us closer to achieving this important milestone for our maintenance capabilities.

6 Months interest in
November and May
Principal payment in May

					6/30/2024	Due May		6/30/2025
	PAY	INT			LOAN	PRINCIPLE	INTEREST	LOAN
	<u>OUT</u>	<u>RATE</u>			<u>BALANCE</u>	<u>PAYMENT</u>	<u>PAYMENT</u>	<u>BALANCE</u>
GENERAL FUND								
2020 Series A1 Bonds	2021	2037	4.00%	\$	3,790,000	\$ 65,000	\$ 82,650	\$ 3,725,000
2020 Series B Bonds	2021	2028	4.27%	\$	1,110,000	\$ 270,000	\$ 15,418	\$ 840,000
2020 Series A2 Bonds	2021	2037	3.00%	\$	980,000	\$ 65,000	\$ 20,250	\$ 915,000
					\$ -	\$ -	\$ -	\$ -
					<u>\$ 5,880,000</u>	<u>\$ 400,000</u>	<u>\$ 118,318</u>	<u>\$ 5,480,000</u>

Water & Sewer Fund

2020 Series C Bonds	0.80534	2050	4.00%	\$	28,215,000	\$ 610,000	\$ 636,166	\$ 27,605,000
Catoosa's Share	0.19466				\$ 5,487,483	\$ 118,743	\$ 123,836	\$ 5,368,740
					\$ 22,727,517	\$ 491,257	\$ 512,330	\$ 22,236,260
2020 Sries D Bonds		2027	4.19%	\$	620,000	\$ 210,000	\$ 7,936	\$ 410,000
					<u>\$ 23,347,517</u>	<u>\$ 701,257</u>	<u>\$ 520,266</u>	<u>\$ 22,646,260</u>

CATOOSA

2020 Series C Bonds		2050	4.00%	\$	5,487,483	\$ 118,743	\$ 123,836	\$ 5,368,740
5/20/2021 RUD Plateau tank	40 yrs	2061	1.75	\$	857,355	\$ 16,380	\$ 14,591	\$ 857,355
4/11/2022 RUD Plateau tank		40	2061	1.5	\$ 301,796	\$ 5,896	\$ 4,490	\$ 301,796
					<u>\$ 6,344,838</u>	<u>\$ 135,123</u>	<u>\$ 138,427</u>	<u>\$ 6,226,095</u>

<u>TOTALS (WATER & SEWER FUND)</u>					<u>\$ 29,692,355</u>	<u>\$ 836,380</u>	<u>\$ 658,693</u>	<u>\$ 28,872,355</u>
---	--	--	--	--	-----------------------------	--------------------------	--------------------------	-----------------------------

TOTAL ALL FUNDS					\$ 35,572,355	<u>\$1,236,380</u>	<u>\$ 777,011</u>	\$ 34,352,355
-----------------	--	--	--	--	---------------	--------------------	-------------------	---------------

Grant Agency	Project	ARRA	Amount			Money	Money	To Be
			Grant	Local	Total	Spent	Received	Received
AWARDED:								
Dept. of Justice	Bulletproof vests	No	\$ 2,200.00		\$ 2,200.00		\$ 2,075.00	
THSO Alcohol Saturation/Checkpoint Grant	Alcohol Saturation-	No	\$ 20,000.00	\$ -	\$ 20,000.00		\$ 5,182.18	
HIDTA	Drug Task Force Overtime		\$ 19,000.00	\$ -	\$ 19,000.00		\$ 1,502.32	
OCJP	VCIF		\$ 76,000.00		\$ 76,000.00	\$ 61,210.88		\$ 61,210.88
TDOT-Aeronautics	Airport Layout Plan		\$ 190,000.00	\$ 10,000.00	\$ 200,000.00	\$ 215,892.17	\$ 186,847.03	\$ -
TDOT-Aeronautics	Airport Lighting Rehab		\$ 153,395.00	\$ 1,835.00	\$ 155,230.00	\$ 147,072.61	\$ 146,054.92	\$ -
TDOT-TAP	Downtown Sidewalks/Lights		\$ 2,393,388.00	\$ 757,508.00	\$ 3,150,896.00	\$ 1,831,933.34	\$ 888,484.20	\$ 82,849.20
TDOT-Aeronautics	Terminal Renovations		\$ 1,062,293.00	\$ 49,723.00	\$ 1,112,016.00	\$ 1,124,024.61	\$ 638,559.85	\$ -
TDOT-Aeronautics	Airport Maintenance 23-24		\$ 20,000.00	\$ -	\$ -	\$ 28,924.55	\$ 15,005.16	\$ 4,994.84
TNECD	Spec Building FY24-25		\$ 4,523,950.35	\$ 238,102.65	\$ 4,762,053.00	\$ 132,500.00	\$ -	\$ -
ARPA	Multiple		\$ 3,549,752.35	\$ 550,247.65	\$ 4,100,000.00	\$ 5,464,822.54	\$ 3,377,214.85	
TDEC ARPA	Crab Orchard Utility District		\$ 8,170,000.00		\$ 8,170,000.00	\$ 396,838.99	\$ 267,954.57	
Applied for	Cyber Security		\$ 6,157.04					
Applied for	Downtown Strategies							
Applied for	Urban Forester		\$150,000					
Applied for	LPRF		\$ 359,000.00					
Applied for	Project Diabetes Grant		\$ 261,950.00					
TOTALS			\$ 20,957,085.74	\$ 1,607,416.30	\$ 21,767,395.00	\$ 9,403,219.69	\$ 5,528,880.08	\$ 149,054.92