



CITY OF
CROSSVILLE
TENNESSEE

CITY MANAGER'S MONTHLY REPORT



**September
2025**

Prepared by
**City Clerk's
Office**

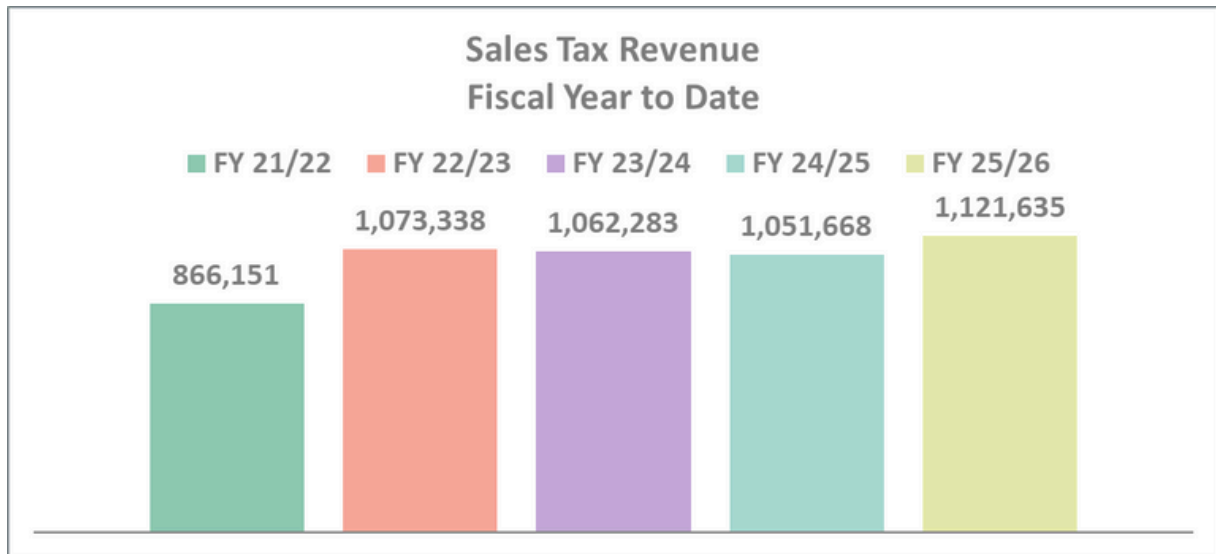
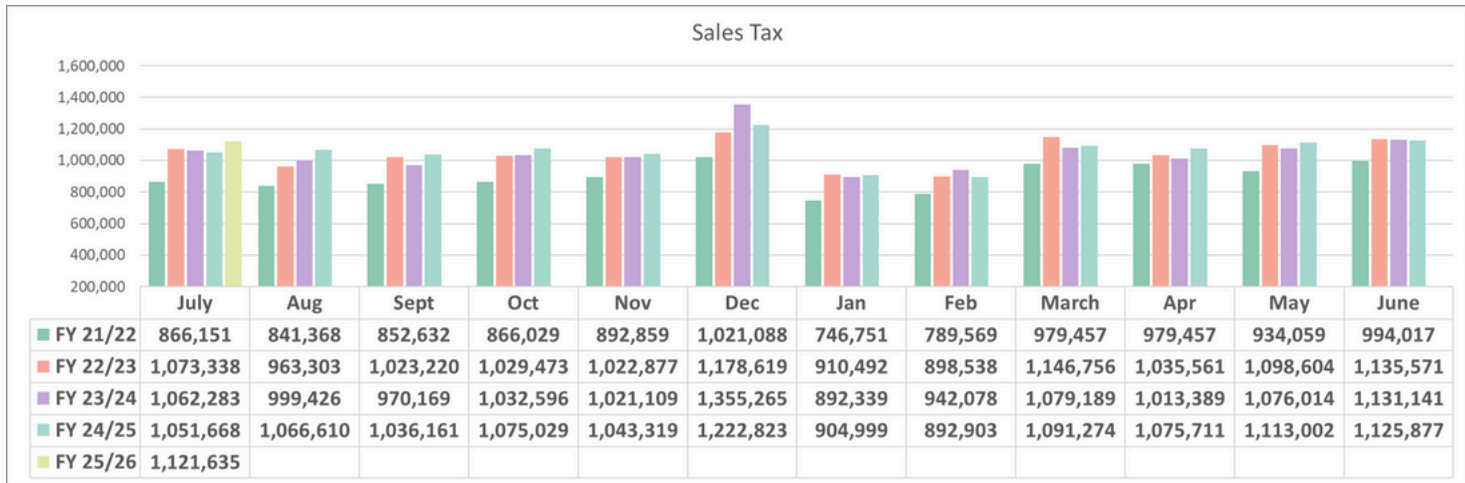
Table of Contents

<u>Sales Tax</u>	01
<u>Wholesale Beer Tax</u>	02
<u>Liquor Tax</u>	03
<u>Hotel Occupancy Tax</u>	04
<u>Human Resources Report</u>	05
<u>Police Dept. - Stats</u>	06
<u>Police Dept. - Year To Year</u>	07
<u>Police Dept. - SRO Report</u>	08
<u>Fire Dept. - Incident Report</u>	09
<u>Water Loss Report</u>	10
<u>Street Dept. Report</u>	11
<u>Maintenance Dept. Report</u>	12
<u>Water Treatment Plant Report</u>	13
<u>Utility Maintenance Report</u>	14
<u>Catoosa Dept. Report</u>	15
<u>Leisure Services Dept. - Parks Report</u>	16
<u>Leisure Services Dept. - Palace Report</u>	17
<u>Leisure Services Dept. - Events Report</u>	18
<u>Codes Dept. Report</u>	19
<u>Engineering Dept. Report</u>	20
<u>Airport FBO Report</u>	21
<u>Finance Dept. - Bonds Report</u>	22
<u>Finance Dept. - Grants Report</u>	23
<u>Bids under Budget</u>	24

CITY OF CROSSVILLE

SALES TAX

SEPTEMBER 2025



*COLLECTIONS IN THE CITY OF CROSSVILLE

State of TN Cost of Administration 1.125% \$ 17,083.35
 Net Collections (sent to Trustee's office) \$ 2,260,696.68

Local Option Out of State Distribution \$ 5,180.48

Trustee of Cumberland County 1% \$ 22,606.97
 Net To Be Distributed \$ 2,243,270.19

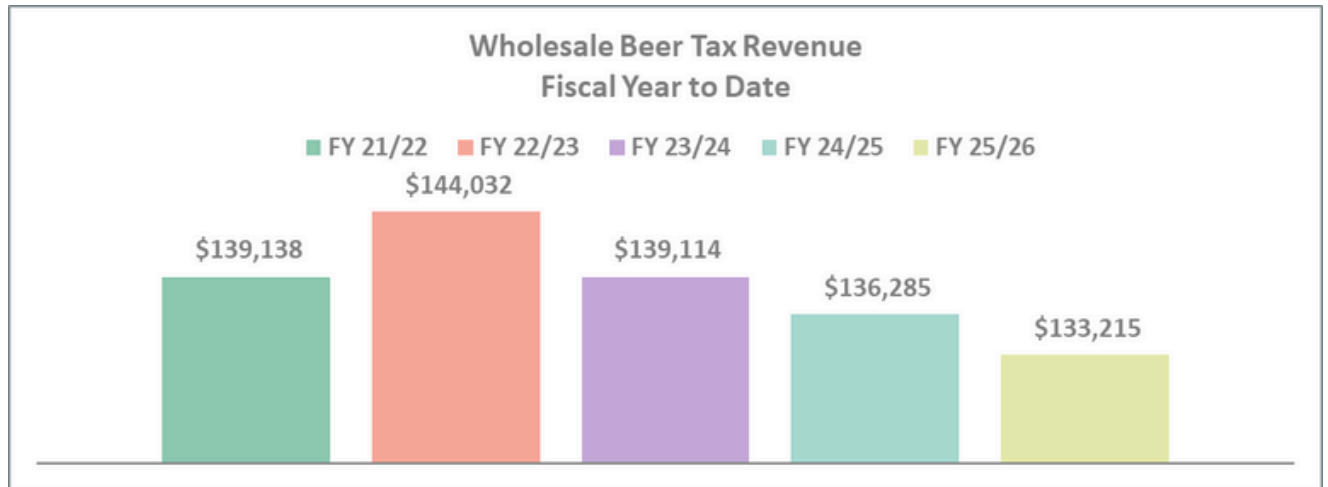
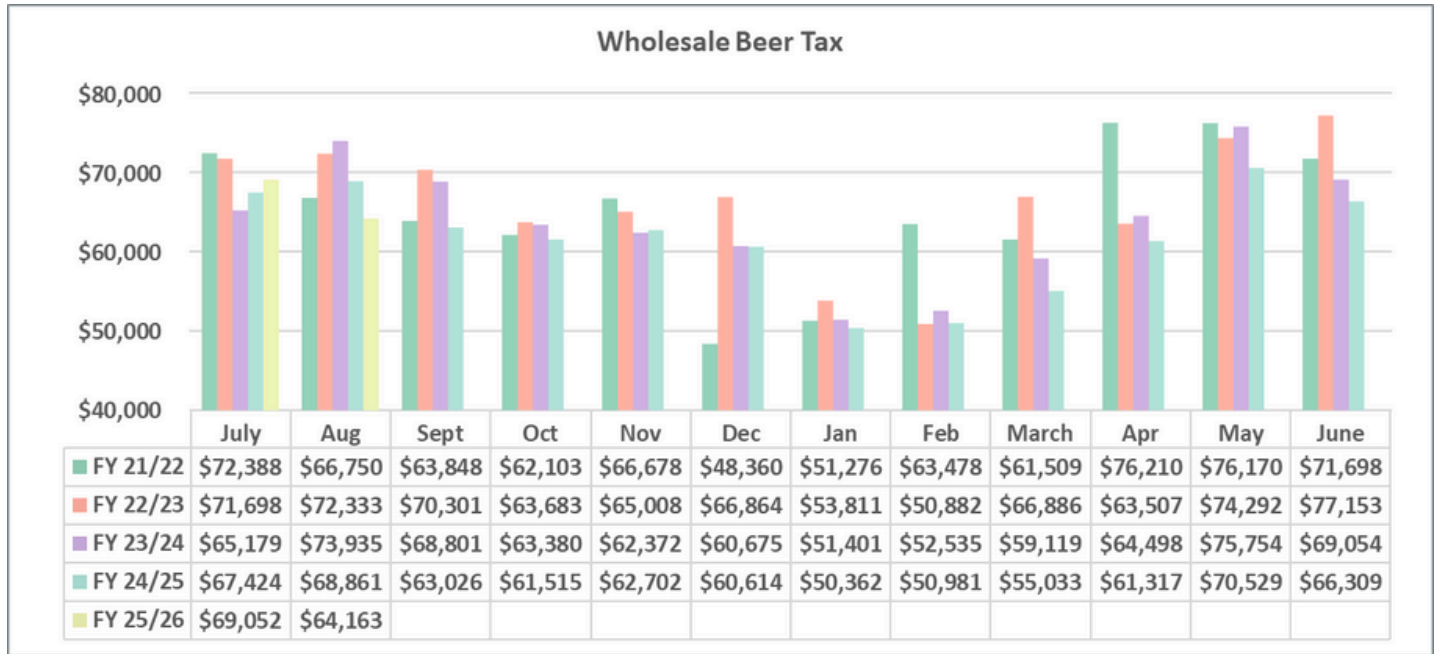
CITY OF CROSSVILLE SPLIT

Check to City of Crossville \$ 1,121,635.10
 Check to Cumberland County Board of Education \$ 1,121,635.10

*Totals reported in September but actually collected in July



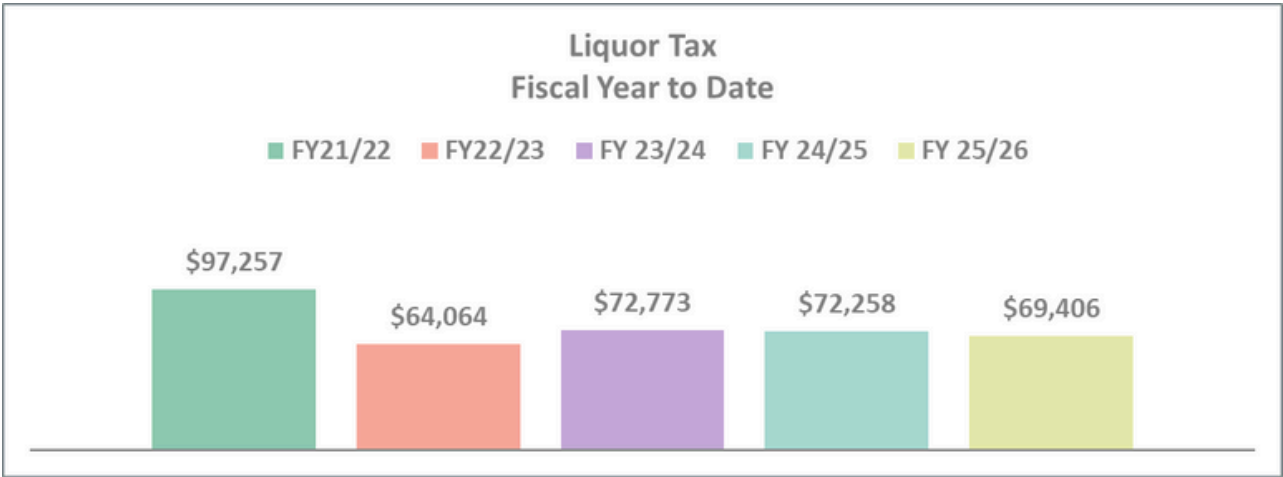
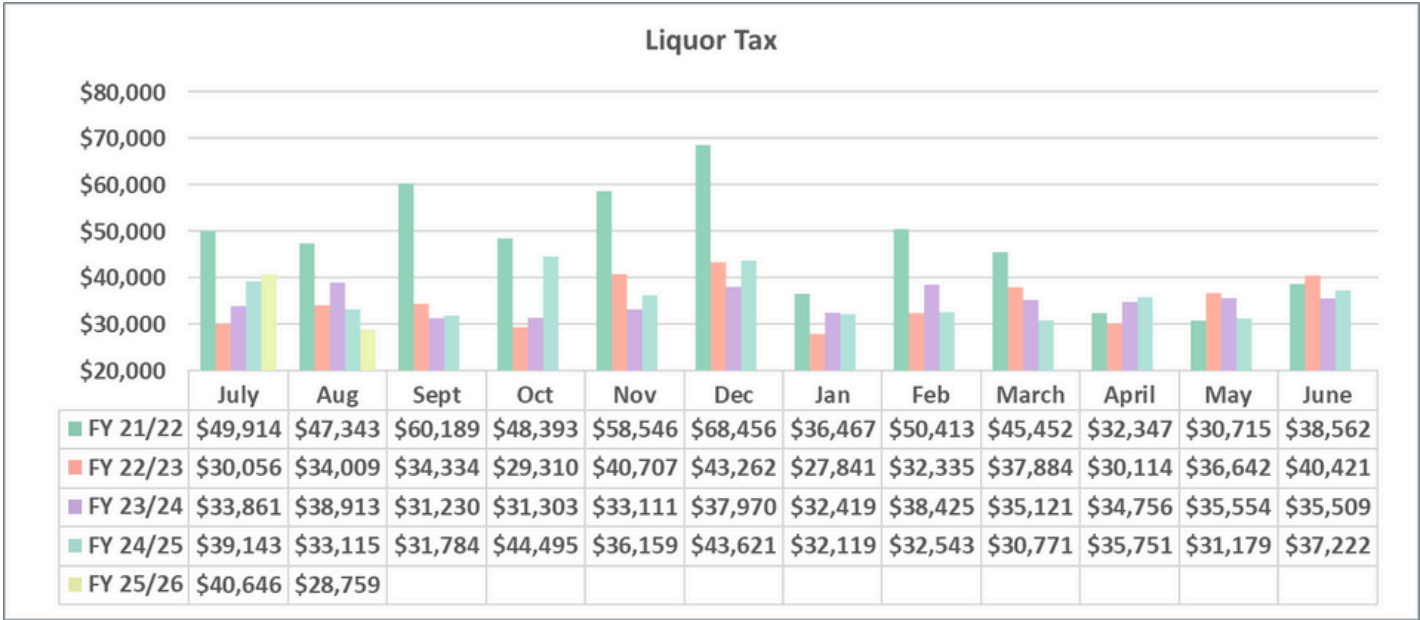
CITY OF CROSSVILLE WHOLESALE BEER TAX SEPTEMBER 2025



CITY OF CROSSVILLE

LIQUOR TAX

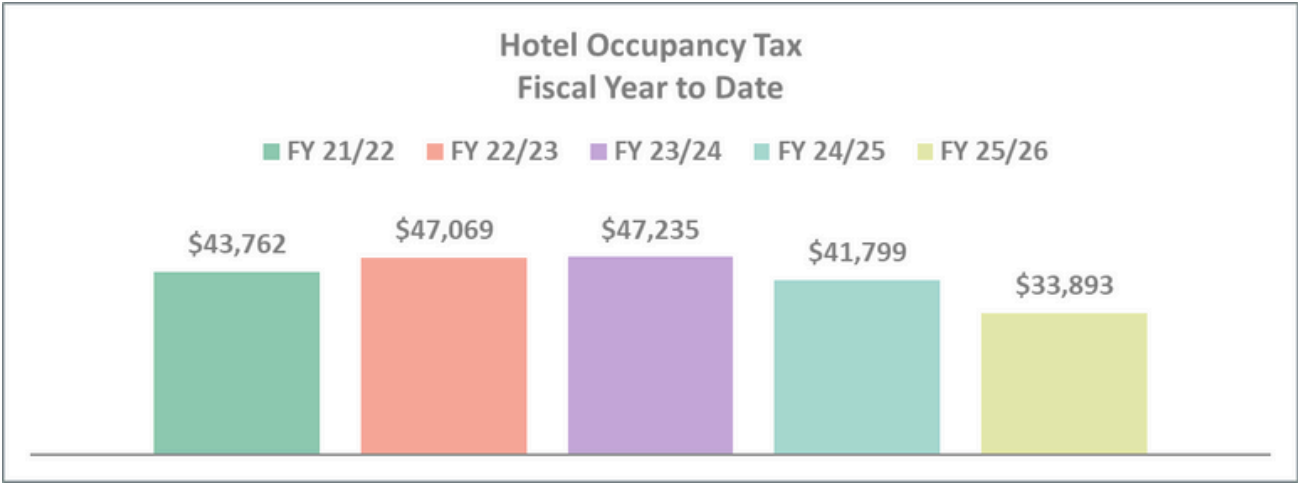
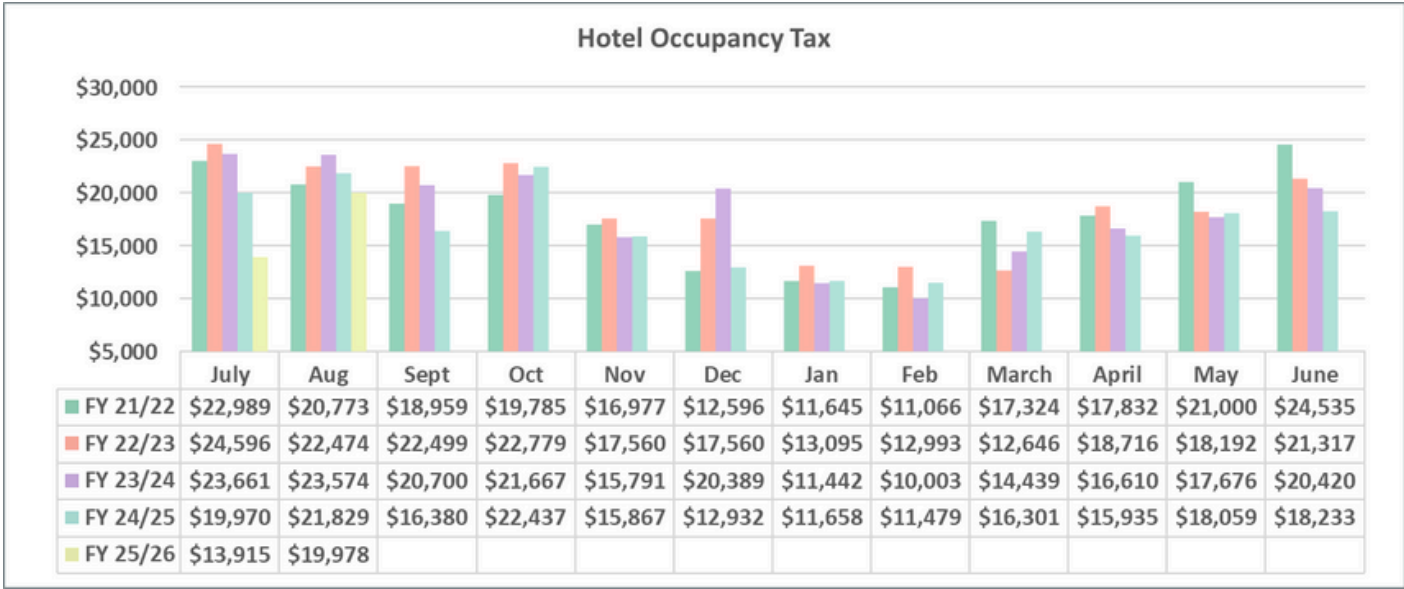
SEPTEMBER 2025



CITY OF CROSSVILLE

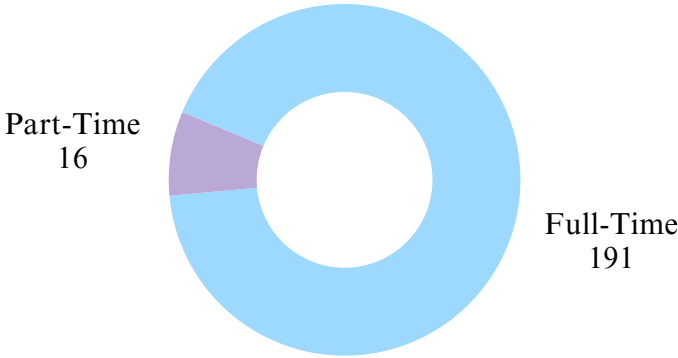
HOTEL OCCUPANCY TAX

SEPTEMBER 2025



CITY OF CROSSVILLE
HUMAN RESOURCES
SEPTEMBER REPORT

Employees



YEARS OF SERVICE

Tony Davis Jr.	34
David Smith	25
Clyde Winningham	18
John Karlsven	15
Bethany Selby	14
Jeremy Haney	14
Henry Hunnicutt	13
Travis Hall	9
Tyrel Lorenz	7
Corey Freeman	7
Koby Wilson	6
Isaac Qualls	4
Timothy Davis	4
Tyson McGowan	3
Randall Hawn	2
Joshua Stilley	2
Mathew Bond	2
Summer Edington	2
Lynnsey Green	2
Dwayne Bryce	1

HAPPY
Retirement!

Rick Houston

**EMPLOYEE OF THE
1ST QUARTER**

Kyle Sherrill

**EMPLOYEE OF THE
2ND QUARTER**

Justin Troglin

**EMPLOYEE OF THE
3RD QUARTER**

Sergeant Keith Sadula

NEW HIRES

Fire Dept.

- JT Holly

Parks and Rec.

- Chandler Matthews

JOB VACANCIES

Police Dept.

- Police Officer



CROSSVILLE POLICE DEPARTMENT

MONTHLY STATS REPORT

SEPTEMBER 2025

CITATIONS		OFFENSES		ARRESTS	
Failure to Yield	1	Burglary	3	Theft from Building	1
Speeding	20	Theft from Building	6	Disorderly Conduct	1
Seatbelt Violation	5	Theft from Vehicle	7	Burglary	2
Texting while Driving	5	Theft All Other	3	Assault	3
Due Care	3	Assault	3	Fraud	1
Insurance Violation	11	Fraud	5	Hit & Run	1
Registration Violation	10	Domestic Assault	2	Resist/Evading Arrest	4
Light Law Violation	8	Shoplifting	7	Drug Violation	16
Window Tint Violation	1	Forgery	1	Drug Equipment	12
DL Address Change	3	Death	1	DUI	5
Ran Traffic Light	2	Vandalism	13	Vandalism	3
Ran Stop Sign	2	Forcible Fondling	1	DOR/DOS/No DL	3
Viol. Muffler Law	1	Rape	1	Shoplifting	10
No DL	1	Lost Property	2	Public Intoxication	3
		APS Referral	4	Traffic Violations	3
		Theft of Vehicle Parts	1	Criminal Trespass	7
		DCS Referral	1	Warrant	24
		ICAC Cases	4	Assault on Officer	1
		Drug Violation	1	Domestic Assault	4
		Intimidation	1	Viol. OP/Bond Conditions	4
		Drug Equipment	1	Viol. Implied Consent	1
		Verbal Domestic	1	Criminal Impersonation	1
		False Report	1	Arson	1
		Child Abuse	1	Reckless Endangerment	1
		Sex Offender Violation	1	Poss. Of Stolen Property	1
		Computer Hacking	1	Underage Consumption	1
		Recovery	2	Vaping Violation	1
TOTAL	73	TOTAL	75	Vehicle Theft	1
SPEED WARNINGS	3	JUVENILE ARRESTS		Tampering with Evidence	1
WARNINGS	1	Underage Consumption	1	Contraband into Jail	1
Accidents		Intimidation	1	Animal Cruelty	1
Fatality	0	Vaping Violation	14	TOTAL	119
With Injury	8	Assault	18	ROAD CALLS	2350
Without Injury	16			SCHOOL CALLS	1866
Minor	73			ANIMAL CONTROL CALLS	68
TOTAL	97	TOTAL	34	TOTAL CALLS	4284

- September 11th - Taste of Crossville - Provided traffic and crowd control
- September 19th - TCAT Family Night - Participated
- September 20th - Cumberland County Safety Day - Participated

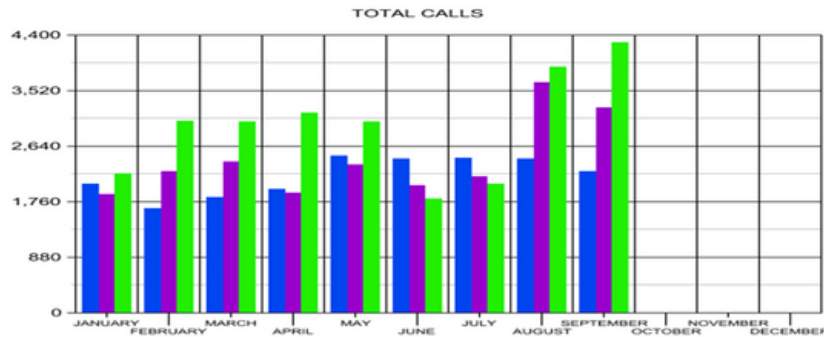


CROSSVILLE POLICE DEPARTMENT

STAT COMPARISONS

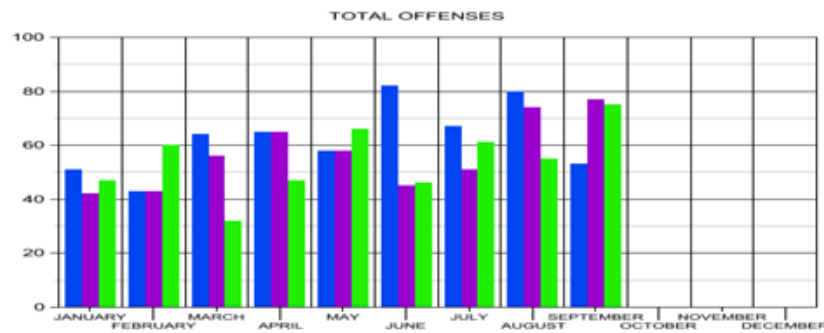
YEAR TO YEAR

2023 2024 2025



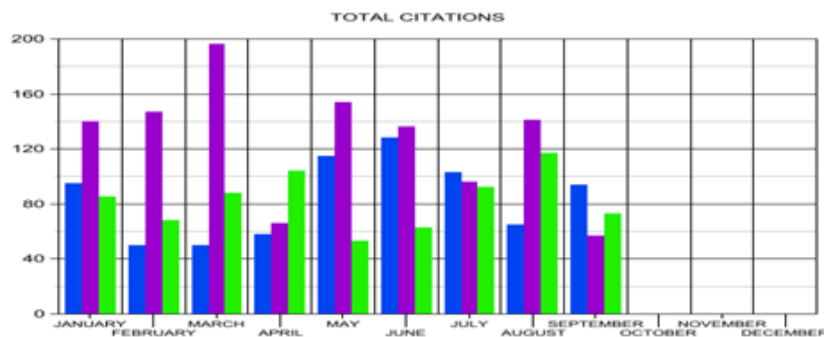
CALLS

2023 — 19,550
2024 — 21,825
2025 — 26,534



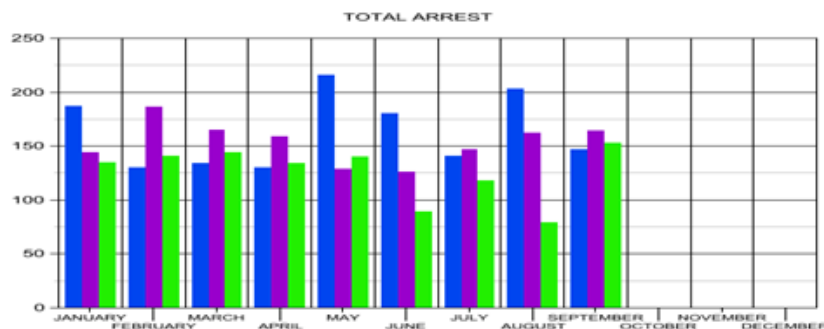
OFFENSES

2023 — 563
2024 — 632
2025 — 489



CITATIONS

2023 — 758
2024 — 1,133
2025 — 743



ARRESTS

2023 — 1,468
2024 — 1,382
2025 — 1,133



CROSSVILLE POLICE DEPARTMENT

SRO REPORT

SEPTEMBER 2025

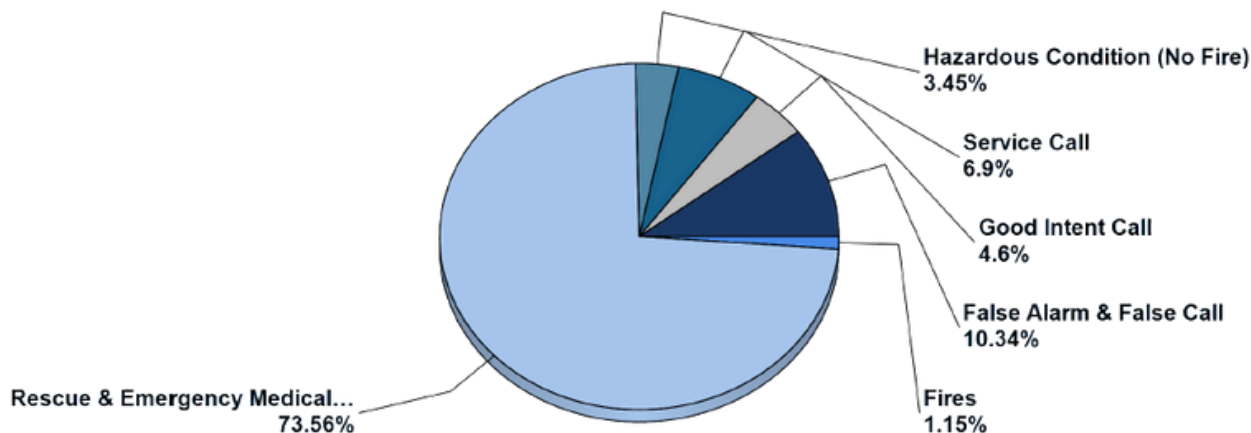
Activity / Event	Count	As Substitute	Total Count	% To Total
Accidents	2	0	2	0.11
Alcohol - Possession	0	0	0	0.00
Alcohol - Under Influence	1	0	1	0.05
Arrests/Citations Issued	26	0	26	1.39
Assault Aggravated	0	0	0	0.00
Assist. - Other Agency	29	0	29	1.55
Assist. - School Admin	418	0	418	22.40
Athletic Events	14	0	14	0.75
Campus Foot Patrol	420	0	420	22.51
Classroom Activity	56	0	56	3.00
Consultation - Parents	120	0	120	6.43
Consultation - Students	658	0	658	35.26
Court Appearances	1	0	1	0.05
Disorderly Conduct	6	0	6	0.32
Drug Arrest	0	0	0	0.00
Incident Report	24	0	24	1.29
Meetings - Other	11	0	11	0.59
Meetings - School	24	0	24	1.29
Meetings - SRO Divisional	3	0	3	0.16
Non-THC Vape	15	0	15	0.80
Simple Assault	5	0	5	0.27
Special Events - Non Athletic	4	0	4	0.21
THC Vape	4	0	4	0.21
Theft	1	0	1	0.05
Theft Related	0	0	0	0.00
Traffic Accident	2	0	2	0.11
Training	4	0	4	0.21
Unsecure Doors	14	0	14	0.75
Vandalism	0	0	0	0.00
Vehicle/Equipment Inspection/Maintenance	3	0	3	0.16
Weapon Related	1	0	1	0.05
Total Activity / Events: 1866		0	1866	



CROSSVILLE FIRE DEPARTMENT

MAJOR INCIDENTS

SEPTEMBER REPORT



MAJOR INCIDENT TYPE	# INCIDENTS	% of TOTAL
Fires	2	1.15%
Rescue & Emergency Medical Service	128	73.56%
Hazardous Condition (No Fire)	6	3.45%
Service Call	12	6.9%
Good Intent Call	8	4.6%
False Alarm & False Call	18	10.34%
TOTAL	174	100%

Detailed Breakdown by Incident Type		
INCIDENT TYPE	# INCIDENTS	% of TOTAL
113 - Cooking fire, confined to container	1	0.57%
151 - Outside rubbish, trash or waste fire	1	0.57%
321 - EMS call, excluding vehicle accident with injury	119	68.39%
322 - Motor vehicle accident with injuries	6	3.45%
324 - Motor vehicle accident with no injuries.	2	1.15%
341 - Search for person on land	1	0.57%
410 - Combustible/flammable gas/liquid condition, other	1	0.57%
411 - Gasoline or other flammable liquid spill	1	0.57%
412 - Gas leak (natural gas or LPG)	3	1.72%
443 - Breakdown of light ballast	1	0.57%
500 - Service Call, other	7	4.02%
553 - Public service	2	1.15%
561 - Unauthorized burning	3	1.72%
600 - Good intent call, other	1	0.57%
611 - Dispatched & cancelled en route	6	3.45%
622 - No incident found on arrival at dispatch address	1	0.57%
700 - False alarm or false call, other	3	1.72%
736 - CO detector activation due to malfunction	1	0.57%
743 - Smoke detector activation, no fire - unintentional	3	1.72%
745 - Alarm system activation, no fire - unintentional	11	6.32%
TOTAL INCIDENTS:	174	100%



CITY OF CROSSVILLE

WATER LOSS

SEPTEMBER REPORT

	Consumption	Water loss - flushing	Water loss - leaks	Water loss - fire fighting	Total Internal Use	Unaccounted - for Water	Pumped Water	LOSS %
2024								
January	88,553,100	378,481	3,495,413	0	3,873,894	39,582,706	132,009,700	30%
February	105,450,600	509,475	141,116	720	651,311	3,165,589	109,267,500	3%
March	90,362,500	293,661	382,776	25,360	701,797	19,023,803	110,088,100	17%
April	89,912,900	23,866	2,199,219	1,800	2,224,885	19,623,215	111,761,000	18%
May	95,249,300	60,692	2,820,340	6,835	2,887,867	22,702,133	120,839,300	19%
June	98,602,900	123,767	2,447,742	30,475	2,601,984	25,893,816	127,098,700	20%
July	115,335,300	238,550	3,193,598	12,180	3,444,328	15,916,372	134,696,000	12%
August	123,053,100	723,971	3,740,784	18,490	4,483,245	5,883,055	133,419,400	4%
September	113,992,200	1,244,809	2,244,280	7,735	3,496,824	3,370,977	120,860,000	3%
October	106,415,200	219,050	4,478,022	8,448	4,705,520	8,171,380	119,292,100	7%
November	100,404,600	98,871	1,509,121	3,539	1,611,531	3,160,369	105,176,500	3%
December	96,556,900	32,406	2,061,039	1,800	2,095,245	17,409,855	116,062,000	15%
2025								
January	94,545,900	346,675	2,190,268	5,825	2,542,768	25,624,232	122,712,900	21%
February	105,136,000	67,747	689,662	3,900	761,309	757,091	106,654,400	1%
March	93,026,100	310,111	4,321,812	9,840	4,641,763	9,698,437	107,366,300	9%
April	91,599,900	267,289	1,432,904	33,420	1,733,613	10,656,487	103,990,000	10%
May	96,969,500	1,298,333	1,017,709	11,915	2,327,957	14,499,643	113,797,100	13%
June	102,665,700	201,256	1,231,246	24,188	1,456,690	17,444,610	121,567,000	14%
July	105,261,000	165,528	3,107,535	44,755	3,317,818	23,579,182	132,158,000	18%
August	112,701,500	198,478	2,034,632	40,225	2,273,335	10,847,165	125,822,000	9%
September	106,954,400	862,124	2,711,100	805	3,574,029	8,624,671	119,153,100	7%
October								
November								
December								
TOTAL:								
6 mos	616,152,000	2,993,008	11,535,127	155,308	14,683,443	85,651,757	716,487,200	12%
12 mos	1,212,236,700	4,067,868	26,785,050	188,660	31,041,578	150,473,122	1,393,751,400	11%



CITY OF CROSSVILLE

STREET DEPARTMENT

SEPTEMBER REPORT

Street Department Work Orders:

- Sweeper Truck
 - 94 locations
- Brush Removal
 - 33 Loads, 146 locations.
- Culvert installs (New) on Cook Road
- Clean and repair culvert on River Run Drive
- Concrete pour – The Gardens (Spillway), E. Fifth Street, Main Street (Sidewalk by French's), New Fire Hall 2 (Sidewalk),
- Reshape Shoulder & Ditch on Mockingbird Drive
- Patching
 - Sidewalk at French's
 - Stanley Street
- Clean catch basins – Cleveland Street, Division Street, Thurman Avenue, E. Fifth Street, Webb Avenue, Cother Street, Genesis Road, W. Second Street, Rector Avenue, Fourth Street, Stanley Street, Old Watkins Road, My Yamaha Drive, Dunbar Avenue, Thompson Lane, Holiday Drive, and Old Watkins Road.

Sign and Electrical Maintenance Work Orders:

- Preventative maintenance of traffic signals
- Electrical Maintenance/Repairs on Street Lights
 - Repair conduit on street lights on 127 North
 - Convert two street lights to L.E.D. on Goose Pointe Circle
 - Rebuild street lights on Elmore Road
 - Rebuild three street lights on Main Street
 - Repair street lights on Riverchase Drive & Miller Avenue
 - Repair street lights on 127 South
- Traffic Signal Repair/Maintenance
 - #40 Miller Avenue @ Old Lantana Road (Red light bulb), #4 127 @ E. First Street, #10 127 @ Industrial Drive (Red light bulb), #29 West Avenue @ Elmore Road
- Sign repair/Maintenance and Fabricating letters
 - City limit sign on Prentice Street
 - Repair various Stop & Speed limit signs
 - New school signs by South School

Miscellaneous:

- New Impound Lot for the Police Department
- Install outlets and pole brackets for Christmas lights on 127 North
- New Fire Station #2 (raise catch basin, gravel entrance)
- Signage for 3rd grade walking tours of Main Street
- Remove old tar from parking lot on Livingston Road
- New Catoosa building (gravel work)
- Assisted with setting up clock on Main Street by Depot
- Install culverts at Holiday Water Treatment Plant (new building)
- Covered graffiti on road on Tenth Street
- Christmas decorations
- Assistance to other departments:
 - Picked up cold patch for the Water Department
 - Picked up sand for Parks & Recreation
 - Build pad for the Water Treatment Plant in Holiday Hills
- Attend the State of City meeting at the Palace



CITY OF CROSSVILLE

MAINTENANCE DEPARTMENT

SEPTEMBER REPORT

GENERAL MAINTENANCE WORK ORDERS

COMPLETED: 122

SPECIAL PROJECTS/WORK ORDERS:

- Erect the War Memorial arch.
- Build dog kennel for the police department.
- Build and install handrail at French's.
- Set the eagle at the War Memorial.
- Build footrail for the ice cream bar at the Palace.
- Install floating dock at Meadow Park Lake.
- CRP training.
- Spray weeds around town.

SERVICE TRUCK CALLS: 36

VEHICLE/EQUIPMENT SERVICES AND REPAIRS:

- | | |
|---|---|
| <ul style="list-style-type: none"> • CODES <ul style="list-style-type: none"> ◦ NONE • AIRPORT <ul style="list-style-type: none"> ◦ NONE • CATOOSA <ul style="list-style-type: none"> ◦ NONE • FIRE <ul style="list-style-type: none"> ◦ Unit 540 – Service, air filters, rotate tires, front hubs, front pads, and rotors. • MAINTENANCE <ul style="list-style-type: none"> ◦ Unit 264 – Replaced seal on park rod; repaired boom. ◦ Unit 250 – Replaced three fuel lines. • WATER TRANSMISSION/SEWER <ul style="list-style-type: none"> ◦ Unit 441 – Replaced pins and bushings in bucket attachment. • STREET <ul style="list-style-type: none"> ◦ Unit 629 – Service. ◦ Unit 633 – Service. • POLICE <ul style="list-style-type: none"> ◦ Unit 36 – Removed lights, siren, radar, and camera system. Vehicle totaled. ◦ Unit 63 – Service, rotate tires, rear brakes. ◦ Unit 10 – Service, rotate tires, rear brakes. ◦ Unit 46 – Service, rotate tires, patch tire. ◦ Unit 30 – Service, rotate tires. ◦ Unit 25 – Service, tires, and alignment. Idler pulley and belt. ◦ Unit 49 – Breather tube, battery. ◦ Unit 4 – Service, rotate tires, wipers, cabin air filter, and battery. ◦ Unit 77 – Service, rotate tires. ◦ Unit 71 – Service, front and rear brakes. A/C compressor, condenser filter. ◦ Unit 19 – Service, rotate tires. ◦ Unit 18 – Service, spot light. ◦ Golf cart – 6 batteries, made new lead cables between battery. ◦ Unit 20 – Rear lower control arm, front lower control arm, upper control arm, steering knuckle, and wheel bearing. ◦ Unit 15 – Service. ◦ Unit 24 – Service, air filter, battery hold down. | <ul style="list-style-type: none"> • PARKS & RECREATION <ul style="list-style-type: none"> ◦ NONE • WATER TREATMENT <ul style="list-style-type: none"> ◦ NONE • IT DEPARTMENT <ul style="list-style-type: none"> ◦ NONE • EMERGENCY MANAGEMENT <ul style="list-style-type: none"> ◦ NONE • ENGINEERING <ul style="list-style-type: none"> ◦ Unit 310 – Service, air filter. Turned rotors. • CEMETERY <ul style="list-style-type: none"> ◦ NONE • STORM WATER <ul style="list-style-type: none"> ◦ NONE • VEOLIA <ul style="list-style-type: none"> ◦ NONE • CENTRAL STAFF <ul style="list-style-type: none"> ◦ NONE |
|---|---|



CITY OF CROSSVILLE

WATER TREATMENT PLANT

SEPTEMBER REPORT

Holiday Hills

General Maintenance:

- Changed monthly water filters for machines
- Serviced Dehumidifiers
- Serviced odd number motors and pumps
- Changed caustic tubes in pumps
- Changed poly tubes in pumps
- Worked on all actuators in pipe galley to find issues
- Adjusted water pressure to miox 2
- Worked on chiller
- Washed all 4 basins

Unexpected Repairs:

- Miox machine chiller

Continuing Projects:

- Pump changeouts and plumbing for pre and post miox
- New plumbing and chemical drops in the finished water line in basement

Meadow Park Lake

General Maintenance:

- Changed monthly water filters for machines
- Serviced Dehumidifiers
- Serviced odd number motors and pumps
- Changed caustic tubes in pumps
- Brought new gravel in for shop and parking lot spread and leveled
- Cleaned out all venturi ports
- Repaired golf cart
- Cleaned ports for ROF and LOH meters
- Replaced 2 psi gauges on the post miox line
- Took down old equipment in finished house and raw building
- Put wires in junction boxes after some old equipment was removed

Unexpected Repairs:

- Golf cart
- Psi gauges

Continuing Projects:

- New bicarb stands for raw pumphouse



CITY OF CROSSVILLE

UTILITY MAINTENANCE

SEPTEMBER REPORT

Key Metrics:

- Locations: 355
- Backflows Tested: 59
- Grinder Pumps Sold: 1
- Preliminary Inspections: 1
- Final Inspections: 5
- Replacement Pumps: 0
- Grinder Pump Repairs: 25
- Total Water Loss: 1,079,534 gallons

Meter Services:

- Turn-Ons: 41
- Turn-Offs: 26
- Occupant Changes: 60
- Reinstates: 36
- Checks, Replacement, Repair: 21

Repairs and Installations:

- Water Taps: 6
- Main Line Leaks: 8
- Service Repairs: 4
- Sewer Taps: 1
- Sewer Line Repairs: 5
- Graves: 8

Pipe Installed:

- 272' of 3/4" copper
- 0' of 1" copper
- 0' of 2" copper
- 8' of 6" PVC
- 10' of 12" PVC
- 3' 2" PVC
- 14' of 4" PVC
- 0' of 3/4" PVC
- 0' of 1" PVC
- 0' of 4" HDPE
- 25' of 2" HDPE
- 0' of 6" HDPE
- 0' of 10" PVC
- 0' of 8" PVC

Monthly Summary of Activities:

- Replaced approx. 24 ¾ water meters due to meter or AMR malfunctioning
- Meters were read, service orders completed, and customer complaints addressed
- 59 backflow devices were tested
- Sewer and water leaks were fixed
- Water and sewer taps were made
- Hydrant testing has finished and maintenance started

Water Leaks Repaired:

- Corner of Miller Ave. and Old Mail Rd.
- 850 Halstead Dr.
- 206 Harper L.
- 812 Sparta Dr.
- 336 South Main St.
- 1008 Old Jamestown Hwy.
- Chestnut Ln.
- 76 Nottingham Cir.

1860 West Ave.

1860 West Ave.

508 Scarlett Dr.

18 Sandra Ln.

Water Taps:

- 1215 Deep Draw Rd.
- 268 Sparta Hwy.
- 1815 Pigeon Ridge Rd.
- 1394 Hwy. 68
- 1051 Genesis Rd. (Fire Lane Tap)
- 1061 Deep Draw Road

Sewer Taps:

- 268 Sparta Hwy.

Sewer Line Repairs

- Airport
- 2098 North Main St.
- 665 Waterview
- 417 Kings Row
- 239 Stone Dr.

Grinder Pump Finals

- 115 East Ridge Dr.
- 1293 Cook Rd.
- 1311 Cook Rd.
- 1086 Cumberland View Dr.
- 71 Juniper Ln.

Grave Services:

- James Richard Hamby
- Richard Joseph Watt
- Thelma Louise Roby
- Harvy Green
- Phyllis Stover
- Clyde Edinger
- Edna Sue Patton
- Kaden Chapman

Next Month's Forecast:

- Replace AMR Meters and ERTs as needed
- Do water & sewer taps and graves
- Repair Grinder pumps and cleanings and maint. checks
- Test Back flows
- Hydrant Testing / Maintenance
- Start water and sewer line ext. on Northside Drive
- Start sewer line ext. on Palmetto Drive



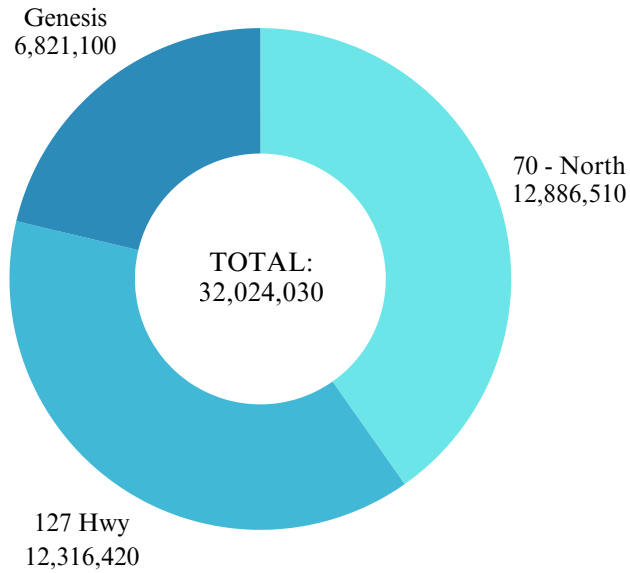
CITY OF CROSSVILLE

CATOOSA

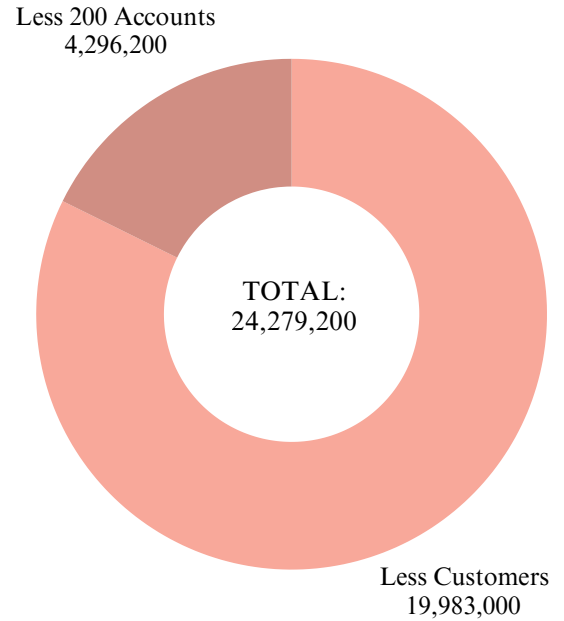
WATER LOSS

SEPTEMBER REPORT

WATER
PURCHASED



WATER
SOLD



Master Pumps	Water Purchased		Water Sold
70 - North	12,886,510.00	Master Pumps Total	32,024,030.00
127 Hwy	12,316,420.00	Less Customers	19,983,000.00
Genesis	6,821,100.00	Less 200 Accounts	4,296,200.00
62 HWY	0		-7,744,830.00
		Percent of Loss	24%
TOTAL	32,024,030.00		
		Fire Department	
		Tank Cleaning and Filling	
		Metered Filling	
		Metered Flushing	
		Unmetered Flushing	90.00
		Unmetered Leak	2,493,600.00
		Bill Adjustments	
		Metered Leaks	
		Bulk Sales	
		TOTAL	-5,251,140.00
		TOTAL Percent of Loss	16%



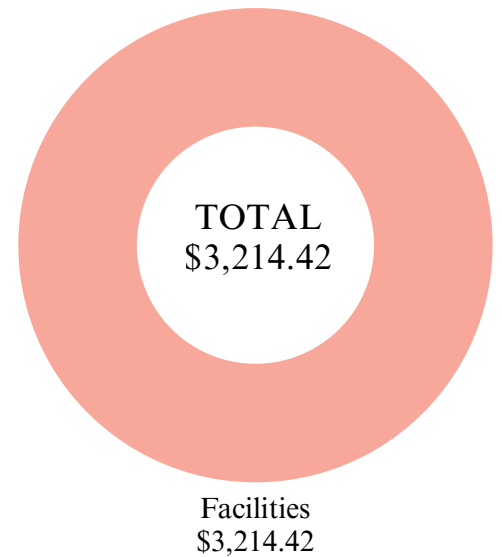
CITY OF CROSSVILLE

LEISURE SERVICES - PARKS

SEPTEMBER REPORT

RECIEVABLES TOTAL BY CATEGORY

Programs			
Activities	\$120.00	3	
Recreational Soccer	\$80.00	44	
TOTAL	\$200.00	47	
Facilities			
Centennial Park Shelter 2	\$67.28	2	
Centennial Park Shelter 3	\$127.64	5	
Crossville Depot Meeting Room	\$2,065.80	15	
Meadow Park Lake Shelter 1	\$51.75	1	
Meadow Park Lake Shelter 2 (Next to Playground)	\$103.50	2	
Pickleball Court 1	\$62.34	12	
Pickleball Court 2	\$74.62	15	
Pickleball Court 3	\$87.04	18	
Pickleball court 4	\$116.02	25	
Pickleball Court 5	\$112.02	36	
Pickleball Court 6	\$120.30	37	
Pickleball Court 7	\$114.09	32	
Pickleball Court 8	\$112.02	32	
TOTAL	\$3,214.42	232	
MPL			
Ramp		106	
Camp		25	
Boat Rental		46	



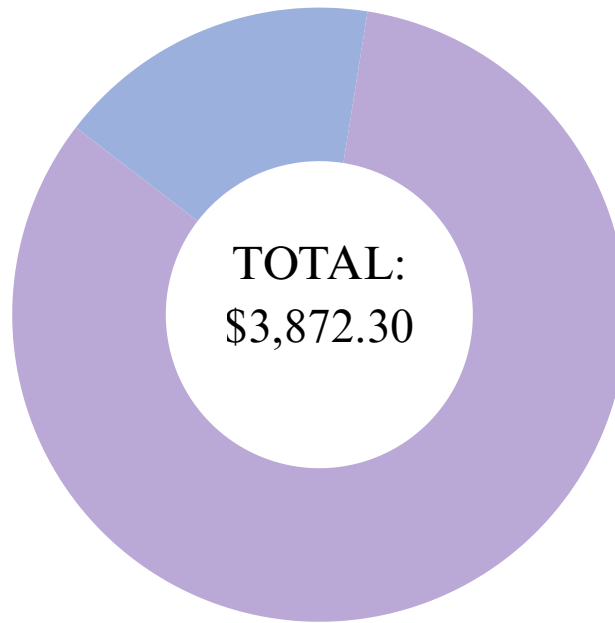
CITY OF CROSSVILLE

LEISURE SERVICES - PALACE THEATRE

SEPTEMBER REPORT

Event Revenue

Rentals:
\$3,211.10



Palace Produced:
\$661.20

PALACE-PRODUCED EVENTS	Event Date	Artist Fee	# Tickets	Ticket Revenue	ACTUAL Ticket	Concessions Revenue	Light/Sound Tech	NET P/L
MOVIE: Jaws	September 4	-\$205.00	36	\$180.00	\$180.00	\$145.00		\$120.00
Music City Stones*	September 13	-\$2,985.50	181	\$4,265.00	\$4,043.70	\$260.00	-\$400.00	\$918.20
MOVIE: Pale Rider	September 17	-\$205.00	5	\$25.00	\$25.00	\$20.00		-\$160.00
MOVIE: Beetlejuice Beetlejuice	September 19	-\$205.00	20	\$100.00	\$100.00	\$90.00		-\$15.00
MOVIE: Invasion/Creature	September 20	-\$205.00	14	\$70.00	\$70.00	\$78.00		-\$57.00
MOVIE: M3gan 2.0	September 26	-\$205.00	7	\$35.00	\$35.00	\$25.00		-\$145.00
TOTALS:		-\$4,010.50	263	\$4,675.00	\$4,453.70	\$618.00	-\$400.00	\$661.20
* = Ticket splits								
RENTALS	EVENT DATE	RENT	# Tickets	Ticket Revenue	OUR FEES	Concessions Revenue	Sound Tech	NET P/L
Cumberland Mountain Songwriters Festival	September 6	\$1,200.00	69	\$2,070.00	\$135.84	\$299.00		\$1,634.84
William Lee Martin	September 12	\$725.00	252	\$9,627.00	\$381.26	\$376.00	-\$200.00	\$1,282.26
CC Water & Conservation District	September 25	\$225.00	55			\$109.00	-\$150.00	\$184.00
Reading of the US Constitution	September 27	\$225.00	46			\$10.00	-\$125.00	\$110.00
TOTALS:		\$2,375.00	422		\$517.10	\$794.00	-\$475.00	\$3,211.10
OTHER	EVENT DATE	RENT/License	# Tickets	Ticket Revenue	NET TICKET REVENUE	Concessions Revenue	Sound Tech	NET P/L
American Red Cross Blood Drive	September 12							
Open Mic Night	September 23		38			\$38.00	-\$125.00	-\$87.00
State of the City	September 30							
Fourth Grade Downtown Tours	All month							
TOTALS:								
TOTAL September: 19 Events		-\$1,635.50	685	\$4,675.00	\$4,970.80	\$1,412.00	-\$875.00	\$3,872.30



CITY OF CROSSVILLE
LEISURE SERVICES - TOURNAMENTS
SEPTEMBER REPORT

WSL - Co-Ed

- Dates: September 7th
- Sport: WSL Softball
- Scale: 12 teams

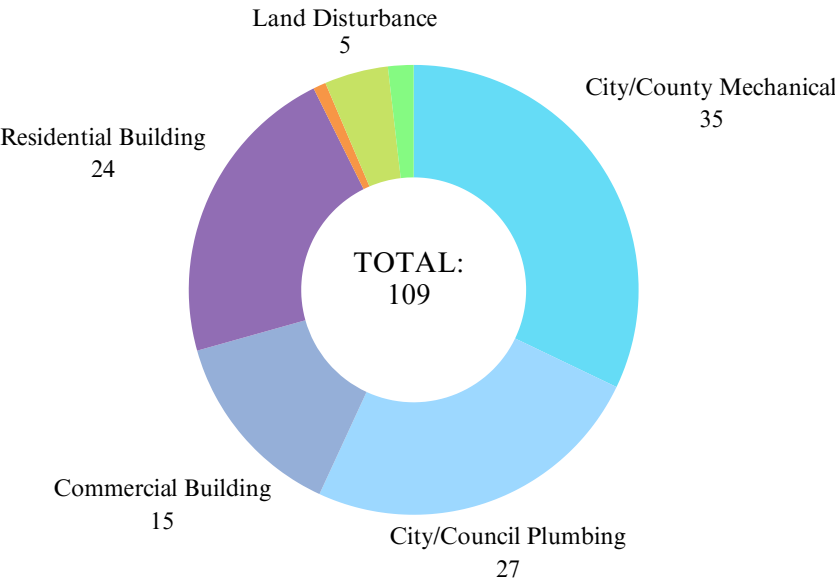
USA Softball - Missy Jones

- Date: September 20th
- Sport: USA Softball
- Scale: 32 Teams
- Participating States/Cities/Counties: Tennessee, Kentucky, North Carolina
- Economic Impact: 48 Hotel Rooms

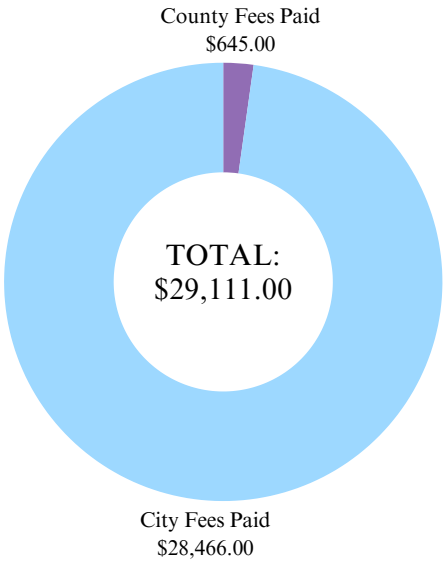


CITY OF CROSSVILLE
CODES DEPARTMENT
SEPTEMBER REPORT

PERMITS
ISSUED



FEES
PAID



	City & County Mechanical	City & County Plumbing	City Commercial Building	City Residential Building	City Residential Demolition	Land Disturbance Permits	Sign	Total Permits	County Fees Paid	City Fees Paid	Total Fees Paid
July 2025	9	7	6	5	0	1	0	28	\$135.00	\$6,971.00	\$7,106.00
August 2025	16	16	4	15	1	3	1	56	\$120.00	\$13,761.00	\$13,881.00
September 2025	10	4	5	4	0	1	1	25	\$390.00	\$7,734.00	\$8,124.00
Total	35	27	15	24	1	5	2	109	\$645.00	\$28,466.00	\$29,111.00



CITY OF CROSSVILLE
ENGINEERING DEPARTMENT
SEPTEMBER REPORT

Project	Current Status	Dates
TDOT 127 North Utility Relocation Section 1	All of the City's utilities are complete and functioning. A final punch list will be created after more of the road construction has been completed.	Completion Date Fall 2026
TDOT 127 North Utility Relocation Section 4 (Fentress Cumberland County Line)	The portion of this project that is the City's water utility relocation is complete and a final punch list will be created after the road work is completed.	Target Completion Date August 31, 2026
TDOT 127 North Utility Relocation Section 2	This project is tentatively scheduled to be bid June 2026. The City is acquiring easements for the water relocation.	Bid Date June 2026
TDOT 127 North Utility Relocation Section 3	This project is tentatively scheduled to be bid June 2026. The City is acquiring easements for the water relocation.	Bid Date June 2026
Northwest Connector Phase 3	The utilities for this project are complete. The Contractor is completing TDOT punch list items. The City has created a punch list of items pertaining to the sidewalk and traffic signals.	Total Completion Date July 21, 2023 Finish from Genesis To Stout May 31, 2022
Northwest Connector Phase 2	All acquisition has been completed by the City. TDOT has certified the ROW and we are now waiting for TDOT to program the construction in the TDOT budget. This project is not in TDOT's three year plan. The project has been entered into a application of the Statewide Partnership Program.	
Interstate Drive Extension East of Genesis Road	The ROW plans have been reviewed by TDOT and the Engineer has updated the plans and the acquisition has started.	
Downtown Sidewalks	The construction of this project is complete. We are in the process of closing the grant.	Completion Date May 1st 2025
Old Lantana Road, County Seat and Southbend Waterline Replacement	The City has reviewed the plans and the Engineer is revising the plans. A construction start date will be established once the easements are acquired.	
Fourth Street and West Avenue Traffic Signal Replacement	The ROW plans have been approved by TDOT and the design certification has been returned to TDOT. This project has low priorities because the City will not have STP funds to fund construction for three to five years.	
Meadow Park Water Filtration Plant Sewer Project	The Engineer has created the exhibits for the easements. The City is in the process of acquiring the easements.	Schedule will be forthcoming
Raw Water Study (Meadow Park Lake Expansion)	The City received six proposals for a full-delivery mitigation contractor. The consultant is reviewing the proposals.	
Underwood Street Sidewalk	Acquisition documents will be turned over to the City Attorney so that City Staff can negotiate the acquisitions.	
TDOT SR 24 Highway 70 North Bridge Replacement Utility Relocation	The City has received revised plans from TDOT and the original water and sewer design has been changed for the new design. This project will be bid late fall, winter of 2025 and will include a road closure. The Contractor for the master meter relocation will start near the end of September. A preconstruction meeting will be held this month.	Bid Letting Winter of 2025
Little Obed Pedestrian Bridge and Greenway	The bridge has been ordered and the City is acquiring easements. Only one easement is remaining and should be received in the next few weeks. This project is under review by the grant agency and will be bid soon.	
Truck Route	We received 641 responses from the survey. The Engineers have started to process the survey data. The next step will be to notify the local trucking companies and get feedback from them.	
Creston Road ARPA Waterline Project	The Contractor has completed all of the line installation and all water lines are in service. Drive way, road repair and clean up is all that remains.	
Peavine Sewer Expansion	The Contractor started installing the sewer line this week.	Start date September 29,2025
Genesis Road and 127 Sewer Expansion	The City is waiting on the signed contracts. A start date will be established at that time.	
New Fire Station 2	All concrete abutting the building is complete and the Contractor will be starting the base stone for the asphalt soon. The Contractor's current schedule shows completion by the end of January. The fire station will probably open without the top coat of asphalt, which will be installed in early spring. The fire suppression, electrical and HVAC rough in is almost complete. City crews have almost completed all of the sidewalk installation along Cotton Patch Drive.	
Indian Woods Village Sewer Water Filtration Plant Upgrade	The fees have been paid and we are waiting on plan submission. The switch gear for the pump building will not be delivered until May of 2026. All other work has been completed.	
First and Fourth Street Traffic Signal Replacement	The Engineer has provided the City with options on pole locations and has incorporated conduits under Main Street in the current project. The Engineer has coordinated the moving of the overhead lines to accommodate the traffic signal poles.	
Water Filtration SCADA	The SCADA system is functioning at both plants. The Contractor is finalizing the switch over from the old to the new.	
Miller Avenue Pump Station (Crab Orchard UD)	The Contractor has started the excavation work and cleared the site.	
Miller Avenue Water Line (Crab Orchard UD)	The contracts have been completed. A physical construction start date will be forth coming.	
Sparta Drive Water Line Replacement	Staff has reviewed the plans and we are making adjustments and will soon be acquiring easements.	
Livingston Road Realignment	We are waiting on the deed for the right of way closure. Once the deed is received, it will be recorded along with the new plat for the dedicated right of way.	
Interchange Drive Spec Building	The shop drawings for the metal building have been approved with comments. The foundation designs have been modified for these shop drawings. The comments should be answered soon and the contractor can apply for the building permit. After the codes review by the City, the Contractor can order the building package and create an accurate schedule. Site excavation should start this week.	
Woodmere Tank Valve Pit Replacement	The plans have been submitted to TDEC.	
Gateway Signs	The Engineering Department is developing plans for a TDOT application for a gateway sign on the 317 exit and the Peavine exit.	
Water and Sewer Asset Management Plan	The City has met with a consultant to develop a framework for a request for proposals to complete the plan.	
Catoosa Office	The excavation work for the office and associated area has been completed with the are covered with gravel. The request for proposals for the design build of the building is currently advertised.	
Private Developments		
The Gardens Phase 8 Plat 3	The City is holding a financial guarantee for a temporary Cul-de-sac or the next phase to start.	
The Gardens Phase 8 Plat 4A	The City is holding a financial guarantee for a temporary Cul-de-sac or the next phase to start.	
Sky View Meadow Subdivision Phase 2 & 3	This development is complete and will be removed from this report.	
The Grove	The City is holding a financial guarantee for a temporary Cul-de-sac or the next phase to start.	
Homestead Junction	The City is holding a financial guarantee for road construction that has not started.	



CITY OF CROSSVILLE

AIRPORT FBO

SEPTEMBER REPORT

Airport Traffic Summary

Total Aircraft Movements (Takeoffs and landings combined):

- September 2025: 968
- September 2024: 838

Fuel Flow

- September 2025: Total gallons: 16,023.80 gal
 - Jet A: 13,061.80 gal | 100LL: 2,961.28 gal
- September 2024: Total gallons: 7,768.44 gal
 - Jet A: 5,054.00 gal | 100LL: 2,714.44 gal

Operational Highlights & Notes

Fuel flow remained strong again this month, way above last Septembers volume, in fact our jet-A sales more then doubled with this being a new highest jet a sales for the airport since I have been here. Aircraft traffic was count was up from last year but down from the month of august but we still sold more fuel. I attribute some of those fuel sales to the new owners of Durable the rubber plant here in town that are coming in a couple times a week and always purchasing fuel.



CITY OF CROSSVILLE

FINANCE - BONDS

SEPTEMBER REPORT

6 Months interest in
November and May
Principal payment in May

					6/30/2025 LOAN BALANCE	Due May PRINCIPLE PAYMENT	INTEREST PAYMENT	6/30/2026 LOAN BALANCE
			PAY OUT	INT RATE				
General Fund								
	2020 Series A1							
	Bonds	2021	2037	4.00%	\$ 3,725,000	\$ 65,000	\$ 80,050	\$ 3,660,000
	2020 Series B							
	Bonds	2021	2028	4.27%	\$ 840,000	\$ 275,000	\$ 12,584	\$ 565,000
	2020 Series A2							
	Bonds	2021	2037	3.00%	\$ 915,000	\$ 70,000	\$ 18,300	\$ 845,000
					\$ -	\$ -	\$ -	\$ -
					<u>\$ 5,480,000</u>	<u>\$ 410,000</u>	<u>\$ 110,934</u>	<u>\$ 5,070,000</u>
Water & Sewer Fund								
	2020 Series C							
	Bonds	0.80534	2050	4.00%	\$ 27,605,000	\$ 630,000	\$ 611,766	\$ 26,975,000
	Catoosa's Share	0.19466			\$ 5,368,740	\$ 122,636	\$ 119,086	\$ 5,246,104
					<u>\$ 22,236,260</u>	<u>\$ 507,364</u>	<u>\$ 492,680</u>	<u>\$ 21,728,896</u>
	2020 Sries D Bonds		2027	4.19%	\$ 410,000	\$ 205,000	\$ 5,776	\$ 205,000
					<u>\$ 22,646,260</u>	<u>\$ 712,364</u>	<u>\$ 498,456</u>	<u>\$ 21,933,896</u>
Catoosa								
	2020 Series C							
	Bonds		2050	4.00%	\$ 5,368,740	\$ 122,636	\$ 119,086	\$ 5,246,104
5/20/2021	RUD Plateau tank	40 yrs	2021	2061	1.75	\$ 840,975	\$ 16,670	\$ 824,305
4/11/2022	RUD Plateau tank	40	2061	1.5	\$ 295,900	\$ 5,986	\$ 4,310	\$ 289,914
					<u>\$ 6,209,715</u>	<u>\$ 139,306</u>	<u>\$ 233,388</u>	<u>\$ 6,070,409</u>
TOTALS (WATER & SEWER FUND)					<u>\$ 28,855,975</u>	<u>\$ 851,670</u>	<u>\$ 731,844</u>	<u>\$ 28,004,305</u>
TOTAL ALL FUNDS					<u>\$ 34,335,975</u>	<u>\$ 1,261,670</u>	<u>\$ 842,778</u>	<u>\$ 33,074,305</u>



CITY OF CROSSVILLE

FINANCE - GRANTS

SEPTEMBER REPORT

Grant Agency	Project	Amount			Money Spent	Money Received	To Be Received
		Grant	Local	Total			
AWARDED:							
TDOT-TAP	Downtown Sidewalks/Lights	\$ 2,393,388.00	\$ 757,508.00	\$ 3,150,896.00	\$ 3,712,258.80	\$ 1,568,837.62	
TDOT-Aeronautics	Terminal Renovations	\$ 1,062,293.00	\$ 49,723.00	\$ 1,112,016.00	\$ 1,139,783.87	\$ 1,051,423.71	
TDOT-Aeronautics	Airport Maintenance 25-26	\$ 20,000.00	\$ -	\$ 20,000.00			
TNECD	Spec Building FY24-25	\$ 4,523,950.00	\$ 238,104.00	\$ 4,762,054.00	\$ 226,509.52	\$ -	\$ 271,261.44
ARPA	Multiple	\$ 3,549,752.35	\$ 354,975.24	\$ 3,904,727.59	\$ 7,161,342.34	\$ 1,921,080.28	\$ 979,169.94
TDEC ARPA	Crab Orchard Utility District	\$ 8,170,000.00	\$ 430,000.00	\$ 8,600,000.00	\$ 521,608.11	\$ 114,838.99	
SWIG Asset Mgt	Asset Management	\$ 250,000.00	\$ 250,000.00	\$ 500,000.00			
LPRF	Inclusive Playground	\$ 359,000.00	\$ 359,000.00	\$ 718,000.00			
Tourism Enhancement	Enhance Tourism Assets	\$ 60,000.00	\$ 6,666.67	\$ 66,666.67			
Alcohol Enforcement	Highway Safety	\$ 40,000.00		\$ 40,000.00			
DBG RHP	Acquisition of Housing	\$ 750,000.00		\$ 750,000.00			
ABC Grant	Downtown Statue	\$ 1,650.00		\$ 1,650.00			
SRO Grant	Reimburse SRO Expenses	\$ 300,000.00		\$ 300,000.00		\$ 300,000.00	
TOTALS		\$ 21,180,033.35	\$ 2,445,976.91	\$ 23,626,010.26	\$ 12,761,502.64	\$ 4,656,180.60	\$ 1,250,431.38



CITY OF CROSSVILLE
FINANCE
BIDS UNDER BUDGET
SEPTEMBER REPORT

Bid Name

Opening Date

CRO #1671 Water Treatment Plant Building Construction

07/22/2025 2:00 pm

CRO #1672 Water Treatment Plant Fencing and Gate

07/22/2025 2:00 pm

CRO #1676 Centennial Park Pickle Ball Court Lighting

09/23/2025 2:00 pm

CRO #1677 Rugged Laptops

09/23/2025 2:00 pm

