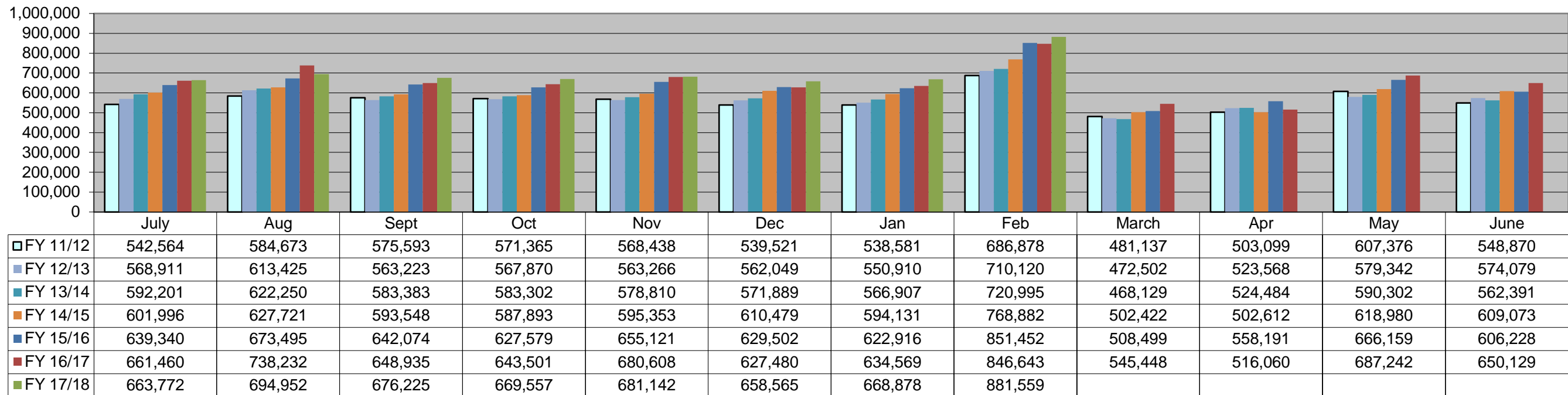
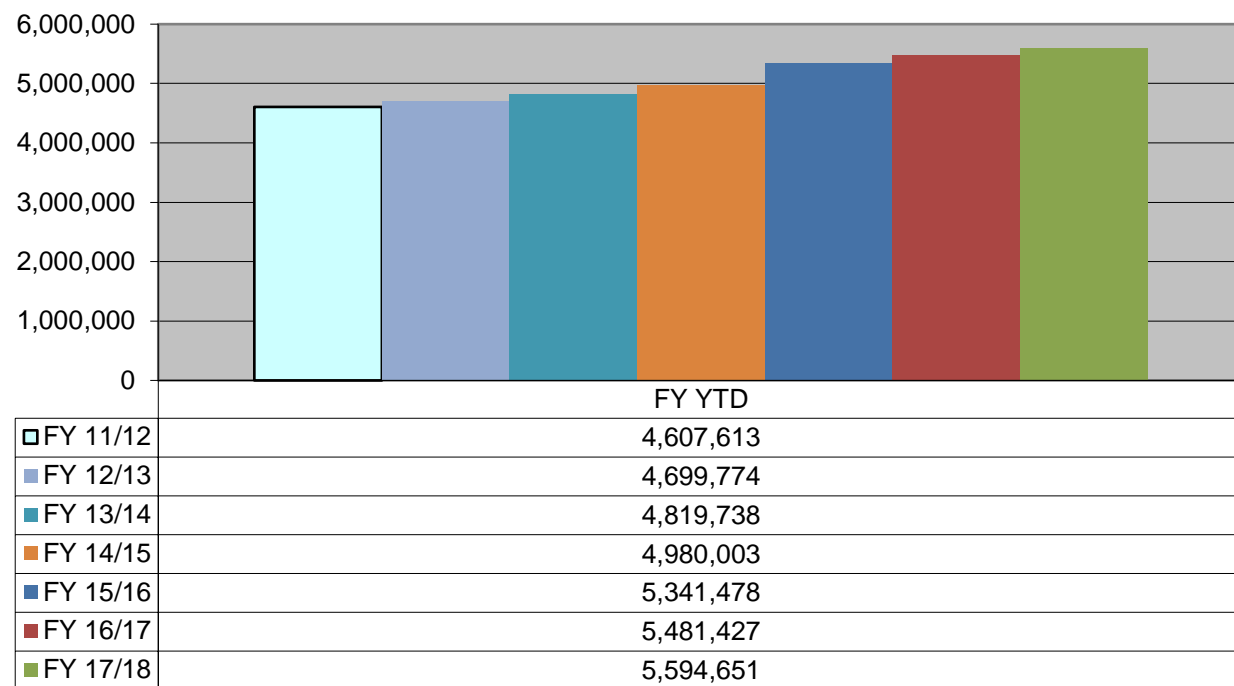


Sales Tax



Sales Tax Revenue

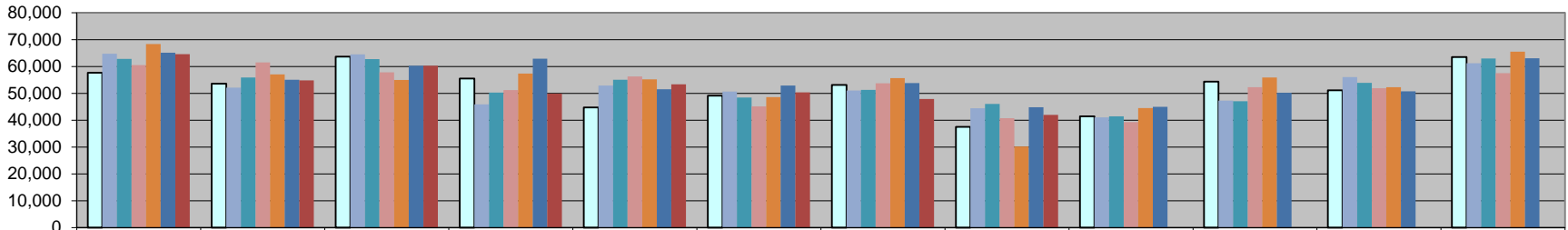


*COLLECTIONS IN THE CITY OF CROSSVILLE

State of TN Cost of Administration	1.125%	1,637,735.66
Net Collections (sent to trustee's office)		18,424.53
		1,619,311.13
Trustee of Cumberland County	1%	16,193.11
Net To Be Distributed		1,603,118.02
LESS: NOVEMBER CORRECTION		14,817.66
CITY OF CROSSVILLE SPLIT		
Check to City of Crossville		\$801,559.01
Check to Cumberland County Board of Education		\$801,559.01

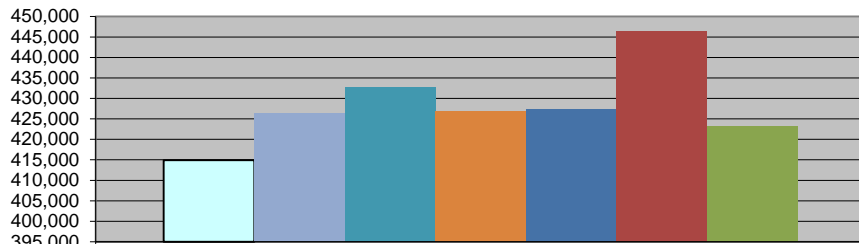
*Totals reported in February , but actually collected in December

Wholesale Beer Tax



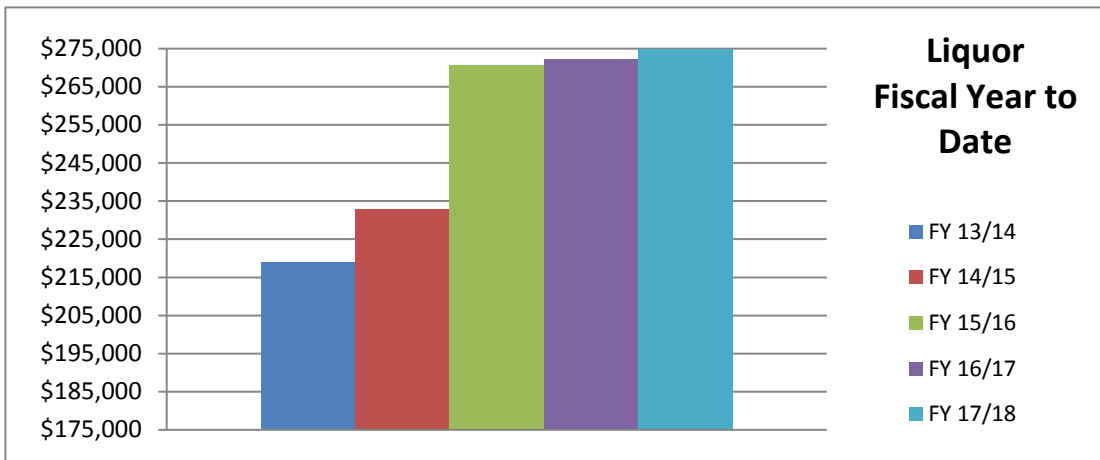
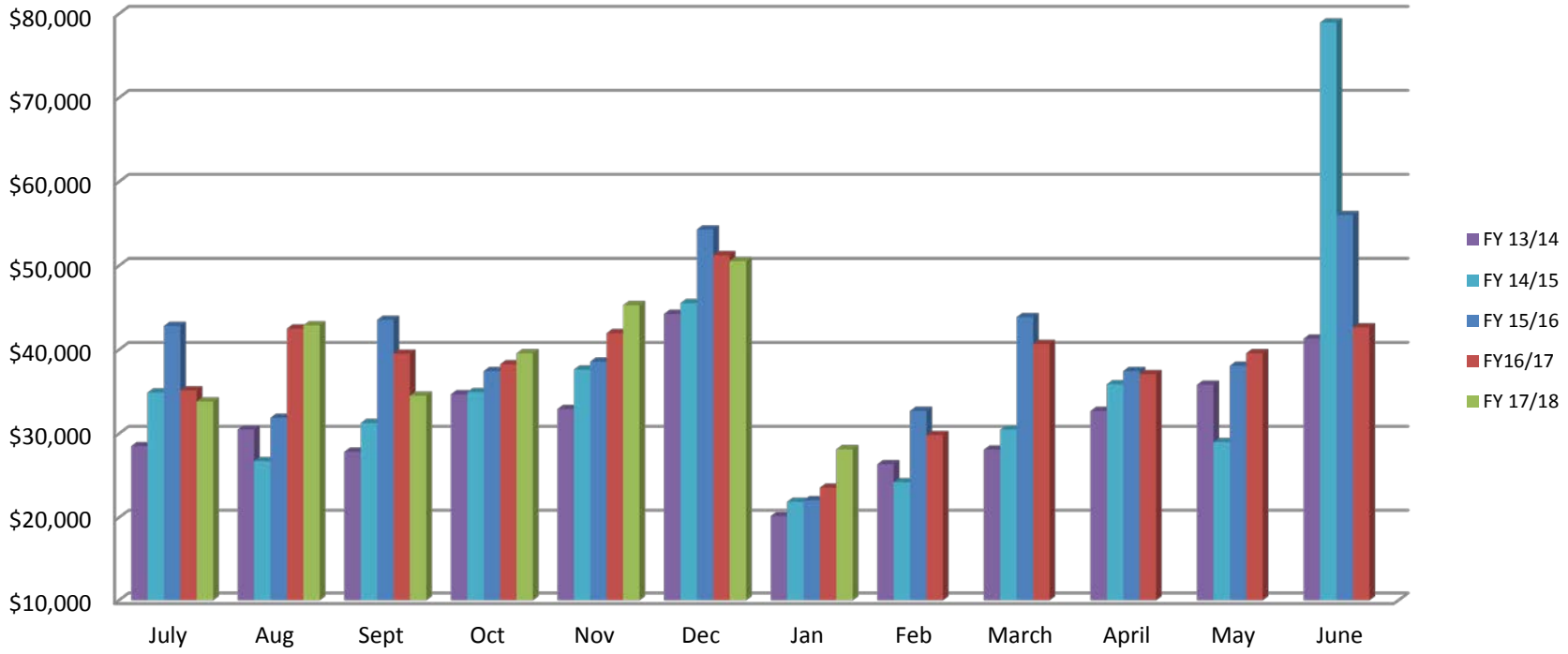
	July	Aug	Sept	Oct	Nov	Dec	Jan	Feb	March	Apr	May	June
FY11/12	57,631	53,580	63,656	55,500	44,752	49,146	53,108	37,520	41,472	54,350	51,163	63,502
FY 12/13	64,729	52,105	64,506	45,926	52,878	50,677	51,080	44,449	41,088	47,243	56,014	61,195
FY 13/14	62,829	55,897	62,720	50,303	55,083	48,463	51,269	46,087	41,399	47,056	53,910	62,991
FY 14/15	60,493	61,507	57,800	51,195	56,278	45,133	53,740	40,764	39,308	52,266	51,887	57,530
FY 15/16	68,355	57,009	54,939	57,328	55,181	48,596	55,690	30,239	44,517	55,910	52,279	65,528
FY16/17	65,097	55,042	60,282	62,877	51,474	52,906	53,833	44,802	44,940	50,184	50,728	63,011
FY 17/18	64,565	54,849	60,282	49,858	53,345	50,387	47,876	41,990				

Wholesale Beer Tax Revenue



	YTD
FY11/12	414,893
FY 12/13	426,349
FY 13/14	432,652
FY 14/15	426,911
FY 15/16	427,336
FY 16/17	446,312
FY 17/18	423,152

Liquor Income



CROSSVILLE POLICE
Weekly Stats Report

City Manager

February 2018						
	TOTAL		TOTAL		TOTAL	
CITATIONS		OFFENSES		ARRESTS		
Ran Stop Sign	8	Hit & Run	1	DOS/DOR/No DL	16	F
Speeding	31	Fraud/Forgery	9	Warrant	33	E
Seatbelt Violation	6	Fondling	1	Resisting/evading arrest	6	B
Child Restraint Viol.	3	Theft of vehicle parts	3	Drug Violation	19	R
No DL	1	Vehicle Theft	4	Drug Equipment	9	U
Ran Traffic Light	3	Vandalism	10	Reckless endangerment	4	A
Failure to yield	3	Robbery	2	Weapons Law Violation	3	R
Registration Violation	19	Theft from building	3	Tampering w/ evidence	3	Y
Unnecessary Noise	2	Theft all other	2	Impersonation	1	
Viol. Open Container	1	Theft from vehicle	2	Public Intoxication	14	2
Light Law Violation	25	Child abuse	1	Disorderly Conduct	2	O
Insurance Violation	28	Shoplifting	6	Domestic assault	5	1
Improper use of lane	2	Verbal domestic	1	Viol. Bond Conditions	1	8
		Runaway	3	Fondling	4	
		Embezzlement	2	Shoplifting	10	
Speed Warnings		TOTAL	50	Violation of OP	2	
TOTAL	132	WARNINGS	5	TOTAL	132	
JUV CITATIONS		JUV ARRESTS		PARKING TICKETS		
Speeding	1	Assault	4	TOTAL	0	
Registration Violation	2	Tobacco Violation	3	ACCIDENTS		
Light Law Violation	1	Runaway	1	With Injury	6	
		Public intoxication	2	Without Injury	24	
		Shoplifting	2	Minor	47	
TOTAL		TOTAL	12	TOTAL	77	

1-31-18 to 2-2-18 - Capt. Qualls attended the TCAP for accreditation meeting.
 2-9-18 – Chief Beaty and Detectives attended Victim Compensation training
 2-15-18 – Lt. Tilley attended THSO meeting in Cookeville.
 2-20-18 – Ptl Anthony Justice attended TAC Training for NCIC Terminal.
 2-26-18 – Capt. Qualls attended accreditation manager training.

CROSSVILLE FIRE DEPARTMENT

Monthly Statistics Report

	A	B	C	D	E	F	G
1	MONTHLY FIRE REPORT Feb, 2018						RCS
2							
3	RESPONSES		INSPECTIONS		Public Education		
4	Structure fires				Church Events		
5	Vehicle fires	2	Construction		Fire Lectures		
6	Vehicle accidents	11	Final		Department Tours		
7	First Responder with transport by CCEMS	112	Complaints		School Events		
8	First Responder without transport	42	Home safety		Static Displays		
9	Hazardous Conditions	3			Extinguisher training		
10	False calls	14			CPR Training		
11	Service calls	6					
12	Brush/trash fires	1					
13	Smoke scare	6	TOTAL				
14	Cooking Fire						
15			Training				
16			Specialized				
17			Seminars				
18			In-service				
19	TOTAL	197			TOTAL		
20			TOTAL				
21	Fire Loss dollar value				Burning Permits		92
22	Structure fire loss		Arson Management		issued		
23	Vehicle fire loss	3,800	Fire Investigations		OTHER ACTIVITY		
24	other fire loss		Explosives/bomb				
25			Arsons/Suspicious				
26			Arrests		TOTAL		92
27	TOTAL	3,800	TOTAL				
28							
29							
30							
31							
32							
33							
34							
35							

Engineering Projects Report March 8, 2018

Project	Current Status	Dates
127 South Utility Relocation	(No Change)The TDOT bid letting has been placed on hold by the Commissioner of TDOT.	
Safe Routes to Schools Grant	(No Change) We are waiting on the Federal Highway Administration to approve the closing documents for the project. The Construction is complete but the grant is open until FHWA signs off on the completion.	Completion is Forthcoming
Northwest Connector Phase 3	The City is moving forward with new appraisals on 16 properties. When the appraisals and review appraisals are complete, we will be ready to acquire property from the owners.	Bid Letting December 2018
Northwest Connector Phase 2	(No Change)TDOT is starting the environmental phase. The City has not been released for acquisition or draft utility relocation design.	Bid Letting December 2018
Downtown Sidewalks	(No Change)This project is on hold until the Transportation Alternatives Program 80/20 grant is approved or denied. The grant award will take place in October of this year.	Award Bid February 2020
Brookhaven Subdivision and Highland Lane Waterline Upgrade	The Engineers are updating the plans all easements have been acquired. Plans will be sent to TDEC for approval in the coming weeks.	Construction Start Spring 2018
Holiday Drive, Lantana Estates and Fairyland Acres Waterline Replacement	Weather has delayed the yard repair by City crews. We hope to finish as soon as the weather permits.	Project Completion Soon
Old Lantana Road, County Seat and Southbend Waterline Replacement	(No Change)Plans are being finalized and a schedule is being developed by the Engineer.	
Bridges for Trails at Meadow Park	(No Change)The Engineering Department is surveying Meadow Creek for a bridge crossing and acquiring permits for the bridges for the Soldiers Beach Trail.	
Quail Hollow Court	City staff has started compiling information required by TDOT and the FAA for the sale of airport property. Once all information is approved by TDOT, we will be ready for the property owners to pay for a TDOT approved appraisal.	
Site Development Grant	The plans and bid documents have been approved by the State. A Pre-bid meeting was held March 1st and 11 contractors were present. Bids will be received March 13th at 2:00 PM.	Project Finished November 2017
2017 Water Treatment Plant Upgrades	The painting work continues at Holiday and the building foundation at Meadow Park is complete. Work has been slow due to weather constraints.	Construction Complete May 26, 2018
Main Street and Lantana Traffic Signal Replacement	(No Change)The NEPA document has been approved and we are waiting to be released on the next phase.	Bid Award October 2019
Fourth Street and West Avenue Traffic Signal Replacement	An amendment to the contract with TDOT is on the City Council agenda. The Engineer is under contract and the City Council approved the original contract with TDOT in December. We are waiting on the start notification, from TDOT, for the NEPA process.	Bid Award September 2019
Meadow Park Water Filtration Plant Generators Replacement	The final Generator has been installed and is operable. The electrical engineer will perform a final inspection in the coming weeks.	Construction Complete January 2018
Airport Pavement Rehabilitating	City staff is negotiating the fee for the engineering.	Construction Start Late Spring 2018
2017 Sewer Rehab	(No Change) A pre-construction meeting was held in January. The Contractor has a notice to proceed date of March 5 and a completion date of September 1, 2018.	Construction Complete September 1, 2018
Meadow Park Water Filtration Plant Sewer Project	The surveyors are surveying the sewer line route and will start surveying the water line route next week. A schedule will be developed after a rough plan has been created.	Schedule will be forthcoming
Raw Water Study	An amendment to Engineers contract will be on the City Council agenda. A meeting was held with the Army Corps February 26th and a meeting with TDEC will be forth coming.	
2017 Wastewater Treatment Plant Improvements	The project completion date was December 28,2017. The Contractor mobilized late on the project and their current final completion date is scheduled for May 18th. The lack of effort from the contractor, after the notice to proceed, and liquidated damages will be discussed with the Council when the project is closer to completion The contractor is looking at disposal options for the sludge that he is contracted to remove from one of the basins. He may decide that he would like to terminate his contract.	Construction Completion May 18
Private Developments		
The Gardens Phase 8 Subdivision Plat 1	(No Change) All utilities are installed and accepted. The road has not been constructed. The developer is lowering a sewer line for installation of storm sewer for the road construction.	
Waverley Place and Tree House Plantations Subdivision	(No Change) Water and sewer plans have been submitted to TDEC.	
Panther Valley Subdivision	(No Change)The sewer has been accepted along County Garage Road(phase one). The water and sewer in the remainder of the development will be included in phase two.	
Crossroad Village Subdivision Phase 4	Testing is complete on the waterline on Deerfield Drive and the City has accepted the installation. Road and waterline construction has not started on White Tail Run.	
Blackberry Ridge Phase 2	(No Change) All utilities are installed and accepted. Construction of the road has not been completed.	

		<u>PAY</u>	<u>INT</u>	<u>1/31/2018</u>	<u>2/28/2018</u>	<u>MONTHLY</u>
		<u>OUT</u>	<u>RATE</u>	<u>LOAN</u>	<u>LOAN</u>	<u>PRINCIPAL</u>
				<u>BALANCE</u>	<u>BALANCE</u>	<u>PAYMENTS</u>
GENERAL FUND						
LOC- Radio System		Aug 1st	VAR	1066000	\$ 1,066,000	
E-911	11 Yrs	2024	VAR	\$ 426,000	\$ 426,000	
Series A Bonds	25 Yrs	2037	3.18%	\$ 4,065,000	\$ 4,065,000	
Series B Bonds	16 Yrs	2028	2.67%	\$ 2,740,000	\$ 2,740,000	
				\$ -	\$ -	
				<u>\$ 8,297,000</u>	<u>\$ 8,297,000</u>	<u>\$ -</u>

Water & Sewer Fund

23008 TMBF Refund 3 RUD Loans 2014				\$ 3,535,808	\$ 3,535,808	\$ -
23009 SRF 12-116 Downtown Waterline		2035	1.87%	\$ 1,480,097	\$ 1,474,611	\$ 5,486
23010 SRF 2015 I/I		2035	1.61%	\$ 1,683,098	\$ 1,676,952	\$ 6,146
23116 SRF 00-020 MPL Plant (water)		2024	1.77%	\$ 1,873,291	\$ 1,847,121	\$ 26,170
23117 SRF 00-033 SO. Lines (water)		2024	1.47%	\$ 425,685	\$ 420,344	\$ 5,341
23118 SRF 2010 - WWTP (sewer)		2032	2.88%	\$ 1,635,093	\$ 1,610,248	\$ 24,845
23119 SRF 2010 WTR Harvesting		2032	2.83%	\$ 1,824,773	\$ 1,797,241	\$ 27,532
23120 SRF 2010 WWTP (sewer)		2032	2.78%	\$ 352,328	\$ 350,431	\$ 1,897
23122 SRF - DWF 10-105 (water)		2033	2.69%	\$ 494,402	\$ 491,966	\$ 2,436
23240 SRF 01-156 I/I (sewer)		2025	1.47%	\$ 171,812	\$ 169,742	\$ 2,070
23245 2012 Series C Bonds		2032	2.95%	\$ 8,400,000	\$ 8,400,000	\$ -
				\$ -	\$ -	\$ -
				<u>\$ 21,876,387</u>	<u>\$ 21,774,464</u>	<u>\$ 101,923</u>

CATOOSA

23007 TMBF / Refund '05 Bonds		2028	Var	\$ 3,747,350	\$ 3,110,000	\$ -
23008 TMBF Refund 3 RUD Loans 2014				\$ 2,196,192	\$ 2,196,192	\$ -
				<u>\$ 5,943,542</u>	<u>\$ 5,306,192</u>	<u>\$ -</u>

TOTALS (WATER & SEWER FUND)

<u>\$ 27,819,929</u>	<u>\$ 27,080,656</u>	<u>\$ 101,923</u>
----------------------	----------------------	-------------------

Total City Debt GF & W & S \$ 35,377,656

Grant Agency	Project	ARRA	Amount			%				Money Spent	Money Received	To Be Received	Budget
			Grant	Local	Total								
AWARDED:													
Dept. of Justice	bulletproof vests	No	\$ 35,653.05	\$ 35,653.05	\$ 71,306.10	50/50	on-going		\$ 59,929.42	\$ 28,831.30			
FEMA/TEMA	Memorial Day Storms-Debris		\$15,574.17	\$ 1,262.77	\$ 16,836.94	85/15			\$ 16,836.94		\$14,311.00		
TDOT-Aeronautics	Airport Maintenance 16/17	No	\$ 25,740.00	\$ 25,740.00	\$ 51,480.00	50/50	complete		\$ 26,433.42	\$ 13,215.24			
State-Police	Alcohol Saturation-2016		\$ 20,000.00	\$ -	\$ 20,000.00								
TECD	CoLinX 2016		\$ 1,000,000.00	\$ -	\$ 1,000,000.00				\$ 943,122.66	\$ 943,122.66			
Dept. of Agriculture	Urban Forester		\$ 25,600.00	\$ 25,600.00	\$ 51,200.00								
Dept. of Agriculture	Tree Planting		\$5,000	\$5,000	\$10,000	50/50							
TDOT-Surface Trans	Northwest Connector		\$ 715,799.00	\$ -	\$ 715,799.00				\$ 708,567.83	\$ 555,458.26	\$2,036.00		
TML	Safety Partners Grant		\$ 3,000.00	\$ 3,000.00	\$ 6,000.00				\$ 5,800.43		\$2,900.22		
THSO	Alcohol Saturation-2017		\$ 15,000.00	\$ -	\$ 15,000.00	90/10							
THSO Alcohol Saturati	Alcohol Saturation-2018	No	\$ 35,000.00	\$ -	\$ 35,000.00	100%							
HIDTA	Drug Task Force Overtime		\$ 18,000.00	\$ -	\$ 18,000.00								
TDEC-LPRF	Garrison Park Redevelopment		\$ 500,000.00	\$ 500,000.00	\$ 1,000,000.00				\$ 85,700.29	\$ 39,360.65	\$3,489.49		
TDOT-Aeronautics	Airport Maintenance 17/18		\$ 25,740.00	\$ 25,740.00	\$ 51,480.00				\$ 14,406.89	\$ 6,120.97	\$1,082.48		
TDOT-Aeronautics	Used Fuel Truck		\$ 17,500.00	\$ 17,500.00	\$ 35,000.00								
TDOT-Aeronautics	Seal/Stripe Runway		\$ 603,513.00	\$ 33,528.00	\$ 670,570.00	Federal Funds \$603,513/State \$33,529			\$ 33,528.00				
TECD	Site Development Grant		\$ 500,000.00	\$ 497,000.00	\$ 997,000.00				\$ 34,000.00	\$ 21,000.00			
TECD	Due Diligence Grant		\$ 4,298.00	\$ -	\$ 4,298.00	100%			\$ 4,311.10		\$4,298.00		
TML	Driver Safety Grant		\$ 700.00	\$ 700.00	\$ 1,500.00								
TML-17/18	Property Conservation Grant		\$ 2,200.00	\$ 2,200.00	\$ 4,400.00				\$ 1,392.56	\$ -	\$696.28		
TOTALS			\$ 3,568,317.22	\$ 1,172,923.82	\$ 4,774,870.04								
Completed:													
TDOT	Transportation Planning	No	\$ 250,000.00	\$ 25,000.00	\$ 275,000.00	90/10							
TECD	3 Star Grant 17-18		\$ 5,000.00	\$ -	\$ 5,000.00	100%	complete		\$ 4,915.50	\$ 4,915.50		110-47210-236	
TDOT-Aeronautics	Corporate Hangar	No	\$ 858,800.00	\$ 45,200.00	\$ 904,000.00	95/5	complete		\$ 783,546.34	\$ 765,296.34			
TDOT-Aeronautics	Corporate Hangar site work	No	\$ 237,500.00	\$ 12,500.00	\$ 250,000.00	95/5	complete		\$ 235,963.20	\$ 232,709.50			
TDOT-Aeronautics	Maintenance 11/12	No	\$ 23,400.00	\$ 23,400.00	\$ 46,800.00	50/50	complete		\$ 16,563.08	\$ 8,281.04	\$0.00		
TDOT-Aeronautics	Fuel Farm relocation	No	\$ 85,820.00	\$ 85,820.00	\$ 171,640.00	50/50	complete		\$ 251,893.30	\$ 127,562.91		110-52500-930-008	
TDOT-Aeronautics	Fuel Farm Relocation	No	\$ 22,500.00	\$ 22,500.00	\$ 45,000.00	50/50	complete						
TDOT-Aeronautics	Fuel Farm Relocation	No	\$ 22,000.00	\$ 22,000.00	\$ 44,000.00	50/50	complete						
TDOT-Aeronautics	Fuel Farm Relocation-UST	No	\$ 10,000.00	\$ 10,000.00	\$ 20,000.00	50/50	complete						
TDOT-Aeronautics	Pavement Rehab-UST	No	\$ 44,490.00	\$ 44,490.00	\$ 88,980.00	50/50	complete		\$ 16,720.00				
TN-TDEC	Stormwater	No	\$ 40,000.00	\$ -	\$ 40,000.00	100%	complete		\$ 35,000.00	\$ 35,000.00	\$0.00		
TDOT-Aeronautics	Security Equipment	No	\$ 55,000.00	\$ 5,500.00	\$ 60,500.00	90/10	complete		\$ 35,895.54	\$ 33,392		110-52500-940-002	
TDOT-Aeronautics	T-hangars	No	\$ 1,237,268.00	\$ 137,475.00	\$ 1,374,743.00	90/10	complete		\$ 1,257,392.41	\$ 1,236,235.34		110-52500-930-001	
TDOT-Aeronautics	Pavement Rehab	No	\$ 1,652,310.00	\$ 183,590.00	\$ 1,835,900.00	90/10	complete		\$ 1,940,451.11	\$ 1,929,716.35		110-52500-930-003	
TDOT-Aeronautics	Pavement Rehab	No	\$ 198,000.00	\$ 22,000.00	\$ 220,000.00	90/10	complete						
TDOT-Aeronautics	Taxi lane-t-hangars	No	\$ 192,803.40	\$ 21,422.60	\$ 214,226.00	90/10	complete						
TDOT	Sidewalks	No	\$ 221,040.00	\$ 509,027.00	\$ 730,067.00	Capped	complete		\$ 350,472.42	\$ 221,040.00		110-43100-950-001	
TML	Safety grant	No	\$ 2,000.00	\$ 2,000.00	\$ 4,000.00	50/50	complete		\$ 4,013.18	\$ 2,000			

CITY OF CROSSVILLE
CURRENT GRANTS/PROJECTS

GENERAL FUND

Grant Agency	Project	ARRA	Amount			%					Money Spent	Money Received	To Be Received	Budget
			Grant	Local	Total									
Dept. of Agriculture	Tree Management Plan	No	\$ 3,000.00	\$ 3,000.00	\$ 6,000.00	50/50	complete			\$ 5,036.66	\$ 2,518			
Dept. of Agriculture	Urban Forester		\$ 32,000.00	\$ 32,000.00	\$ 64,000.00	50/50	complete			\$ 27,161.47	\$ 27,161.47	\$0.00		
TDOT-Aeronautics	Maintenance-12/13	No	\$ 25,740.00	\$ 25,740.00	\$ 51,480.00	50/50	complete			\$ 39,355.23	\$ 19,677.63		311-41920-930-003	
FastTrack	CoLinx	No	\$ 707,500.00	\$ 354,646.00	\$ 1,062,146.00		complete			\$ 1,858,869.56	\$ 1,839,519.28			
State-Police	Patrol vehicle	No	\$ 15,000.00	\$ 5,000.00	\$ 20,000.00		complete			\$ 24,988.00	\$ 15,000			
TML	2013 Safety Grant	No	\$ 2,000.00	\$ 2,000.00	\$ 4,000.00	50/50	complete			\$ 3,988.92	\$ 1,994.46		110-52500-930-011	
TDOT-Aeronautics	Taxiway Extension	No	\$ 92,150.00	\$ 4,850.00	\$ 97,000.00	95/5	Local share paid by Grindstaff Avia			\$ 108,865.00	\$ 108,865.00		110-5200-930-002	
TDOT-Aeronautics	Runway/Taxiway Lighting	No	\$ 475,000.00	\$ 25,000.00	\$ 500,000.00	95/5				\$ 295,294.77	\$ 295,294.77			
TDOT-Aeronautics	Taxiway Extension	No	\$ 12,350.00	\$ 650.00	\$ 13,000.00	95/5	Local share paid by Grindstaff Aviation							
EDA	Downtown project	No	\$ 1,000,000.00	\$ 1,000,000.00	\$ 2,000,000.00	50/50				\$ 29,500.00	\$ 14,750			
TDOT-TEA 21	downtown project	No	\$ 1,067,974.00	\$ 266,994.00	\$ 1,334,968.00									
TN-TDEC	Stormwater	No	\$ 31,600.00	\$ -	\$ 31,600.00	100%				\$ 28,100.00	\$ 28,100.00			
State-Police	Network Coord-2013	No	\$ 15,020.00	\$ -	\$ 15,020.00	100%								
State-Police	High Visibility-2013	No	\$ 5,000.00	\$ -	\$ 5,000.00	100%								
State-Police	Alcohol Saturation-2013	No	\$ 25,000.00	\$ -	\$ 25,000.00	100%						\$0.00	413-41990-767	
THWI-TTU	Stormwater	No	\$ 98,540.00	\$ 45,000.00	\$ 143,540.00					\$ 127,442.00	\$ 98,540.00			
TDOT-Aeronautics	Maintenance 13/14	No	\$ 25,740.00	\$ 25,740.00	\$ 51,480.00	50/50	complete			\$ 18,719.36	\$ 9,359.73			
TDOT-Aeronautics	Maintenance 14/15	No	\$ 25,740.00	\$ 25,740.00	\$ 51,480.00	50/50	complete			\$ 32,144.08	\$ 16,072.04			
3 State-Police	Network Coord-2014	No	\$ 19,420.00		\$ 19,420.00	100%	complete							
4 State-Police	High Visibility-2014	No	\$ 5,000.00		\$ 5,000.00	100%	complete							
5 State-Police	Alcohol Saturation-2014	No	\$ 27,900.00		\$ 27,900.00	100%	complete							
6 State-Police	Young Driver-2014	No	\$ 19,535.00	\$ -	\$ 19,535.00	100%	complete							
7 TDOT	SIA-Cox Ave (CoLinx)	No	\$ 592,377.00	\$ -	\$ 592,377.00									
8 TDOT-Aeronautics	Tree Clearing	No	\$ 125,875.00	\$ 6,625.00	\$ 132,500.00	95/5	complete			\$ 94,110.29	\$ 94,110.29	\$0.00		
9 Dept. of Justice	Patrol vehicle	No	\$ 11,211.00	\$ -	\$ 11,211.00		complete			\$ 27,580.00	\$ 11,211.00	\$0.00		
10 TML	2014 Safety Grant	No	\$ 2,000.00	\$ 2,000.00	\$ 4,000.00	50/50	complete			\$ 4,594.83	\$ 2,000.00			
	TML-16/17		\$ 2,720.00	\$ 2,720.00	\$ 5,440.00		complete			\$ 5,430.63	\$ 2,715.31			
	TDOT-Aeronautics	Maintenance 15/16	No	\$ 25,740.00	\$ 25,740.00	\$ 51,480.00	50/50			\$ 25,740.00	\$ 25,740.00			
State-	State-Police	Alcohol Saturation-2015	No	\$ 25,300.00	\$ -	\$ 25,300.00	complete							
State-	State-Police	High Visibility-2015	No	\$ 5,000.00	\$ -	\$ 5,000.00	complete							
State-	State-Police	Young Driver-2015	No	\$ 17,000.00	\$ -	\$ 17,000.00	complete							
Dept.	Dept. of Justice	SWAT equipment	No	\$ 10,400.00	\$ 568.00	\$ 10,968.00	complete			\$ 10,403.41	\$ 10,400.00			
FEMA	FEMA/TEMA	Ice Storm 2015-debris removal		\$ 159,715.14	\$ 12,918.23	\$ 148,449.60	complete			\$ 157,764.60	\$ 157,764.60			
FEMA	FEMA/TEMA	Ice Storm-2015-Parks		\$ 6,437.45	\$ 804.68	\$ 6,437.45	complete				\$ 4,586.69			
FEMA	FEMA/TEMA	Ice Storm 2015-fire/police		\$ 19,881.18	\$ 2,840.17	\$ 22,721.34	complete				\$ 16,188.96			

Chamber Scorecard

Metric	July	Aug	Sept	Oct	Nov	Dec	Jan	Feb	Mar	Apr	May	Jun
Retiree recruitment												
Retiree recruitment lead response (#)	332	271	594	216	338	244	1906	2200				
Number of calls to the Chamber	202	464	352	289	277	186	183	247				
# of water meters from outside Cumberland County	117	76	116	120	113	72	76	40				
AARC participation	n/a	n/a	n/a	n/a	NC Seal of ap	n/a	n/a	n/a				
Ideal Living show participation and cities	n/a	n/a	McLean, VA with 426 leads	n/a	n/a	n/a	2 Chicago, IL Stamford, CT	2 -Parsippany, NJ; Valley Forge, PA				
Relocation Stay and Play packages (#)	12	11	15	1	3	1	0	26				
Website hits (#)	412,971	354,380	332,549	310,862	281,679	270,068	271,066	244,102				
Crossmarket show, tourism/retiree	n/a	FL show with 47 leads	n/a	n/a	n/a	n/a	n/a	n/a				
Industrial recruitment												
** RFI's from TNECD	4	4	4	5	3	2	6	3				
# RFI submitted	2	2	1	2	0	0	0	2				
# RFI not submitted	2	2	3	3	3	2	6	1				
Site visits (# of acres)	4/355	0	0	0	0	0	0	0				
Contacts with specific companies from Younger	0	0	0	0	0	0	0	0				
Responses from specific companies contacted	9	6	3	3	5	2	0	0				
Quarterly property inventory, # properties available	20	19	19	19	19	19	19	19				
Interchange Business Park marketing sheet	n/a	n/a	n/a	n/a	n/a	n/a	n/a	n/a				
Tourism												
Vol Network advertisements (#) seasonal	n/a	n/a	5	3	4	0	0	0				
Golf guide and area attractions brochure and/or visitor packets/leads	11	9	5	8	3	3	13	14				

Lifestyle publication, # ads sold	n/a	n/a	n/a	n/a	n/a	n/a	n/a	n/a				
Lifestyle publication, # copies distributed	64	120	110	100	94	70	105	120				
Participate in 10 golf shows (where)	n/a	n/a	n/a	n/a	Contract signed	n/a	3 Indianapolis, IN Cincinnati, OH Columbus, OH	3 D.C.; Cleveland, OH; Chicago, IL				
develop marketing collateral for the Adventure Tourism District	n/a	n/a	n/a	n/a	n/a	n/a	n/a	n/a				
Visitors center (# per month)	708	1141	575	615	378	240	236	237				
Existing Industry												
Site visits, key industries, one per month (company name)	0	2	0	0	1	0	0	0				
Executive managers meeting quarterly (# attending)	25	n/a	n/a	n/a	n/a	n/a	n/a	n/a				
Coordinate community visit to ORNL	n/a	n/a	n/a	n/a	n/a	n/a	n/a	n/a				
Develop Crossville/Cumberland County "standard" incentives package	n/a	n/a	n/a	n/a	n/a	n/a	n/a	n/a				
Leadership development												
Leadership Cumberland # of participants	9	n/a	n/a	n/a	n/a	n/a	14 orientation	14 - 1st session				
Downtown development												
Complete TN Downtown program	n/a	n/a	contract signed	n/a	banners being reviewed	n/a	Summit Planning	Summit 2/22/2018				
Workforce development												
Develop industrial readiness training	n/a	n/a	n/a	n/a	n/a	n/a	n/a	n/a				
# students receiving readiness certificate	n/a	n/a	n/a	n/a	n/a	n/a	n/a	n/a				

Workforce/Education summit	n/a	n/a	n/a	n/a	n/a	n/a	n/a	n/a				
Day care taskforce	0	0	2 meetings	0	0	0	0	0				
Other indicators												
Chamber membership	431	435	437	423	425	428	401	411				

** If more information is required regarding site visits or the details of the RFI submitted - please contact the Chamber directly.