



CITY OF
CROSSVILLE
TENNESSEE

CITY MANAGER'S MONTHLY REPORT



**July
2025**

Prepared by
**City Clerk's
Office**

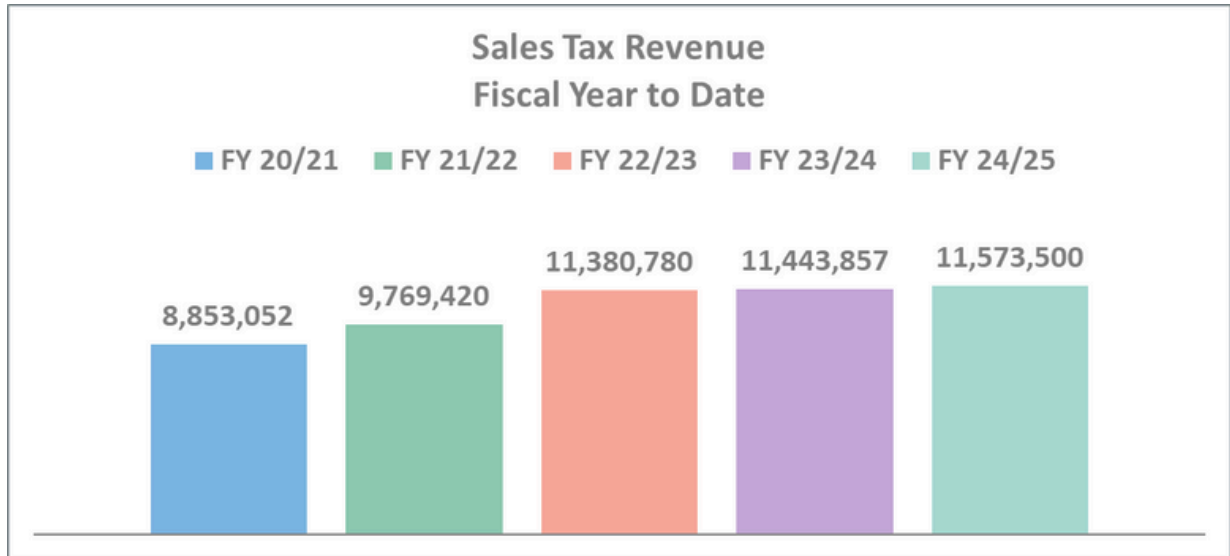
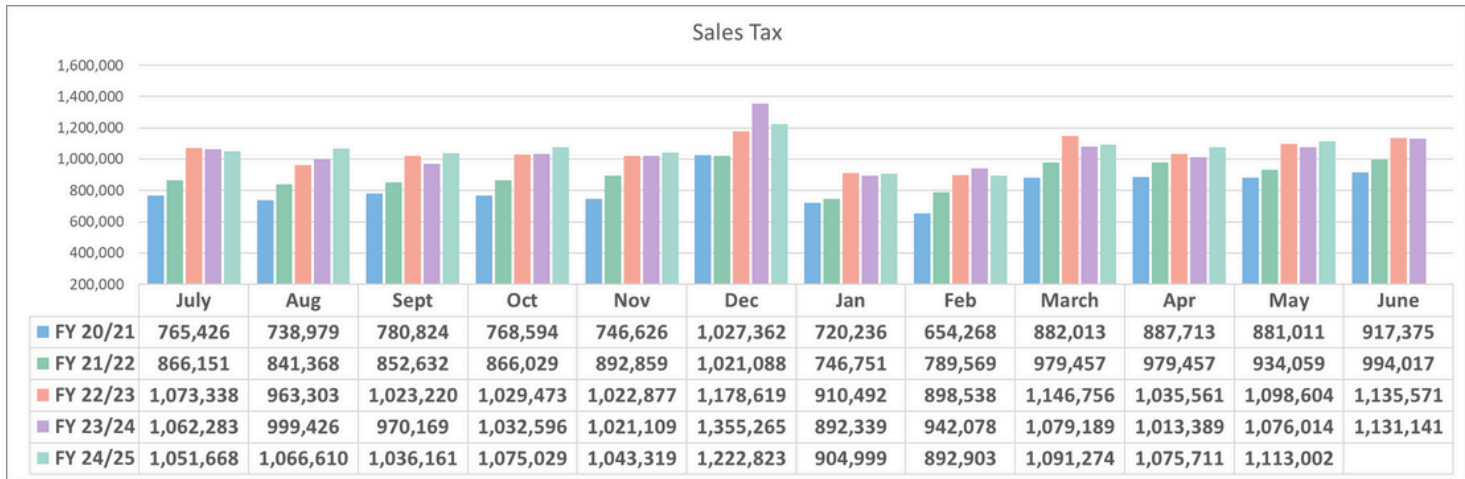
Table of Contents

<u>Sales Tax</u>	01
<u>Wholesale Beer Tax</u>	02
<u>Liquor Tax</u>	03
<u>Hotel Occupancy Tax</u>	04
<u>Human Resources Report</u>	05
<u>Police Dept. - Stats</u>	06
<u>Police Dept. - Year To Year</u>	07
<u>Fire Dept. - Incident Report</u>	08
<u>Water Loss Report</u>	09
<u>Street Dept. Report</u>	10
<u>Maintenance Dept. Report</u>	11
<u>Water Treatment Plant Report</u>	12
<u>Utility Maintenance Report</u>	13
<u>Catoosa Dept. Report</u>	14
<u>Leisure Services Dept. - Parks Report</u>	15
<u>Leisure Services Dept. - Palace Report</u>	16
<u>Leisure Services Dept. - Events Report</u>	17
<u>Codes Dept. Report</u>	18
<u>Engineering Dept. Report</u>	19
<u>Airport FBO Report</u>	20
<u>Finance Dept. - Bonds Report</u>	21
<u>Finance Dept. - Grants Report</u>	22

CITY OF CROSSVILLE

SALES TAX

JULY 2025



*COLLECTIONS IN THE CITY OF CROSSVILLE

State of TN Cost of Administration

2,257,172.56

1.125% \$ 25,393.19

Net Collections (sent to Trustee's office)

\$ 2,231,779.37

Local Option Out of State Distribution

\$ 16,542.34

Trustee of Cumberland County

1% \$ 22,317.79

Net To Be Distributed

\$ 2,226,003.92

CITY OF CROSSVILLE SPLIT

Check to City of Crossville

\$ 1,113,001.96

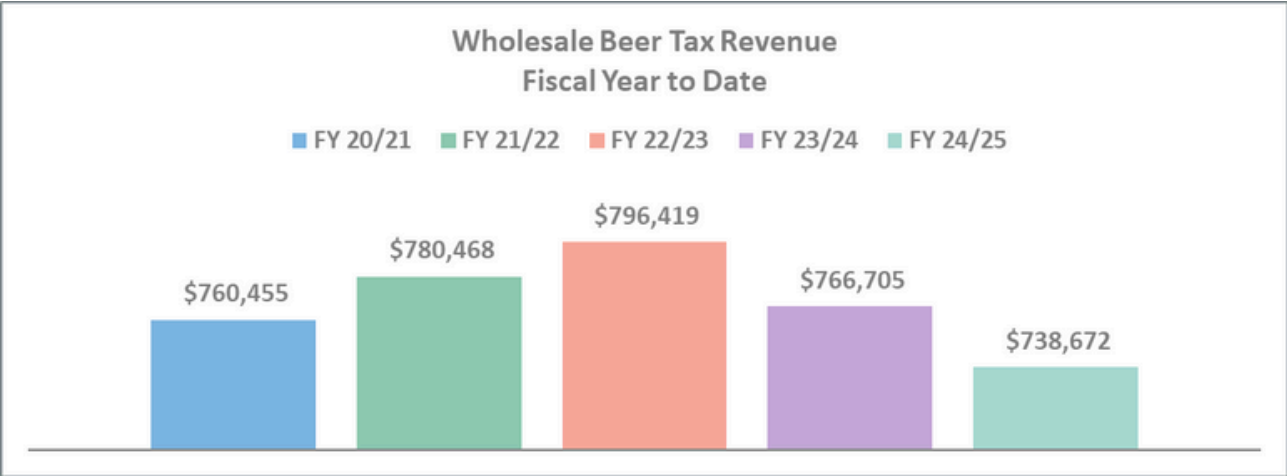
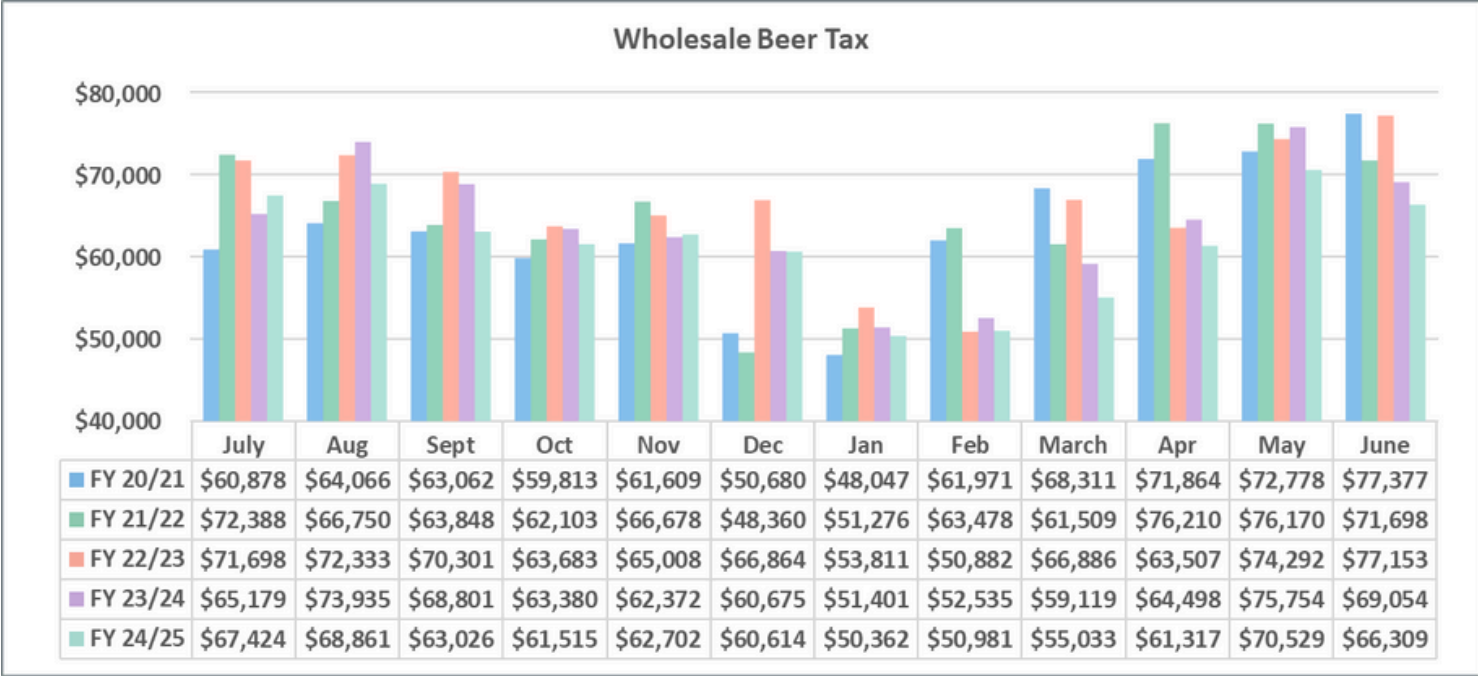
Check to Cumberland County Board of Education

\$ 1,113,001.96

*Totals reported in July but actually collected in May



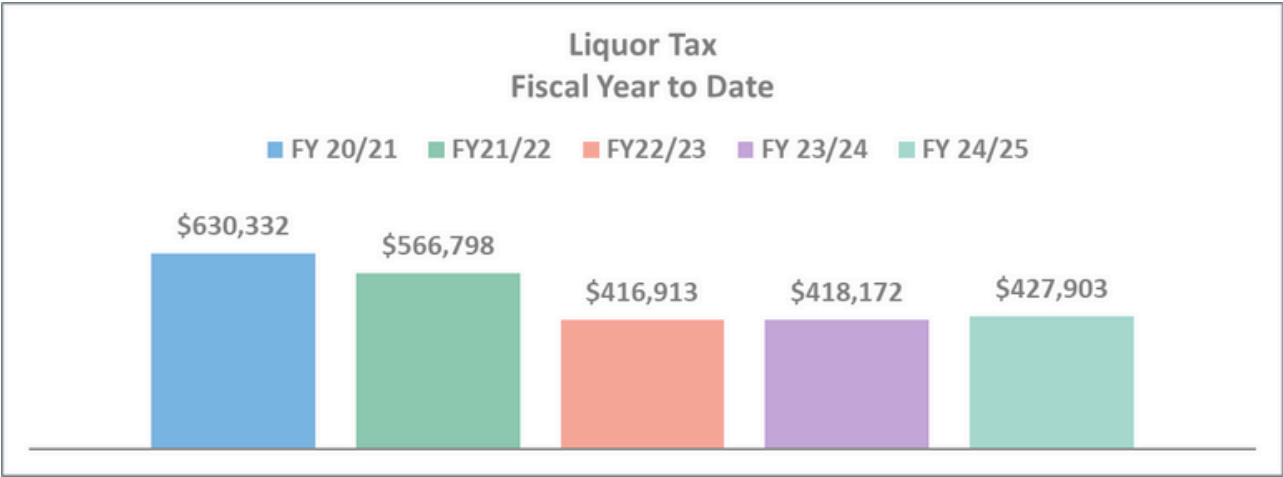
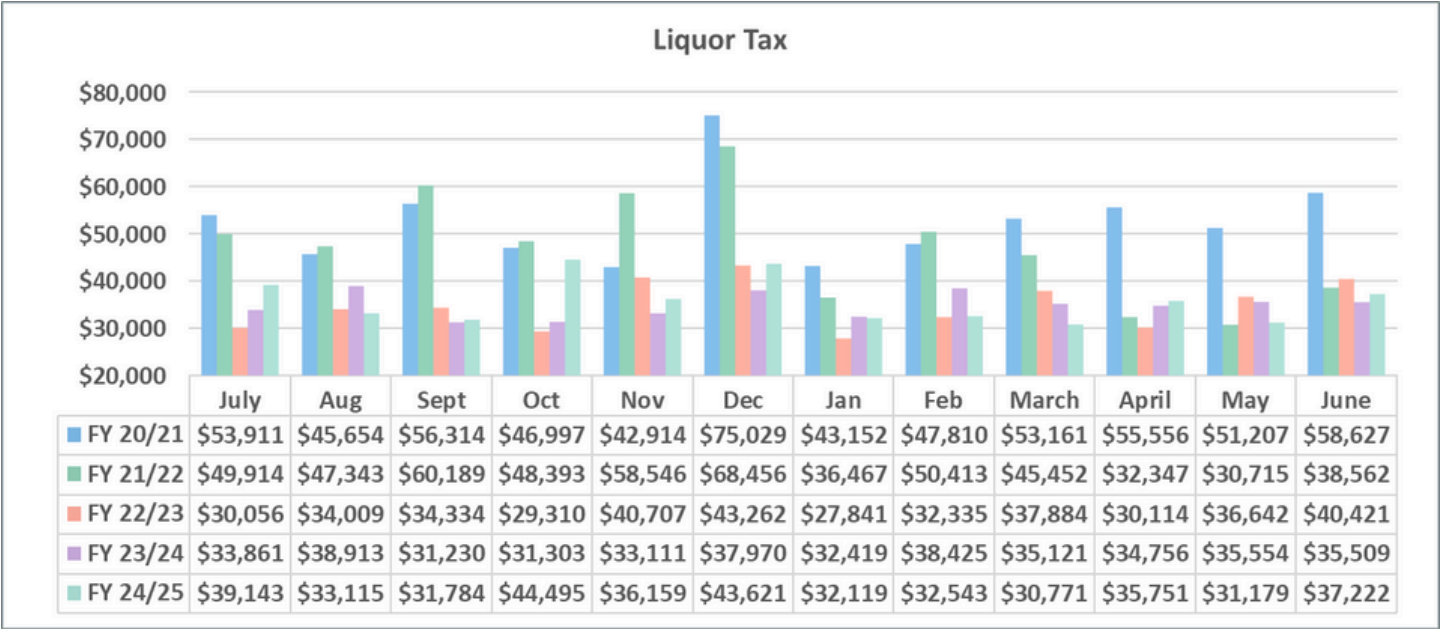
CITY OF CROSSVILLE WHOLESALE BEER TAX JULY 2025



CITY OF CROSSVILLE

LIQUOR TAX

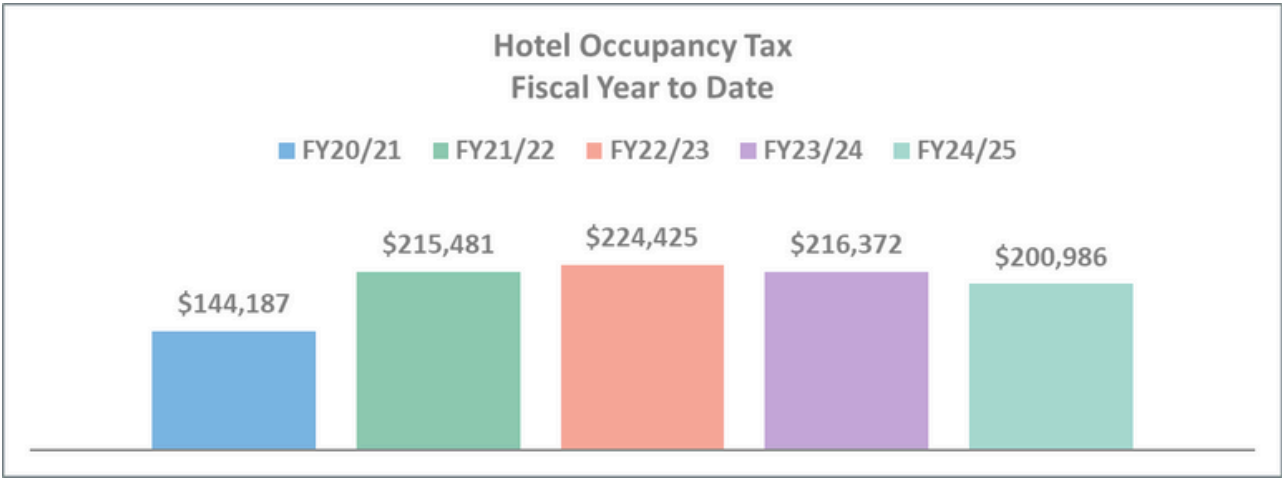
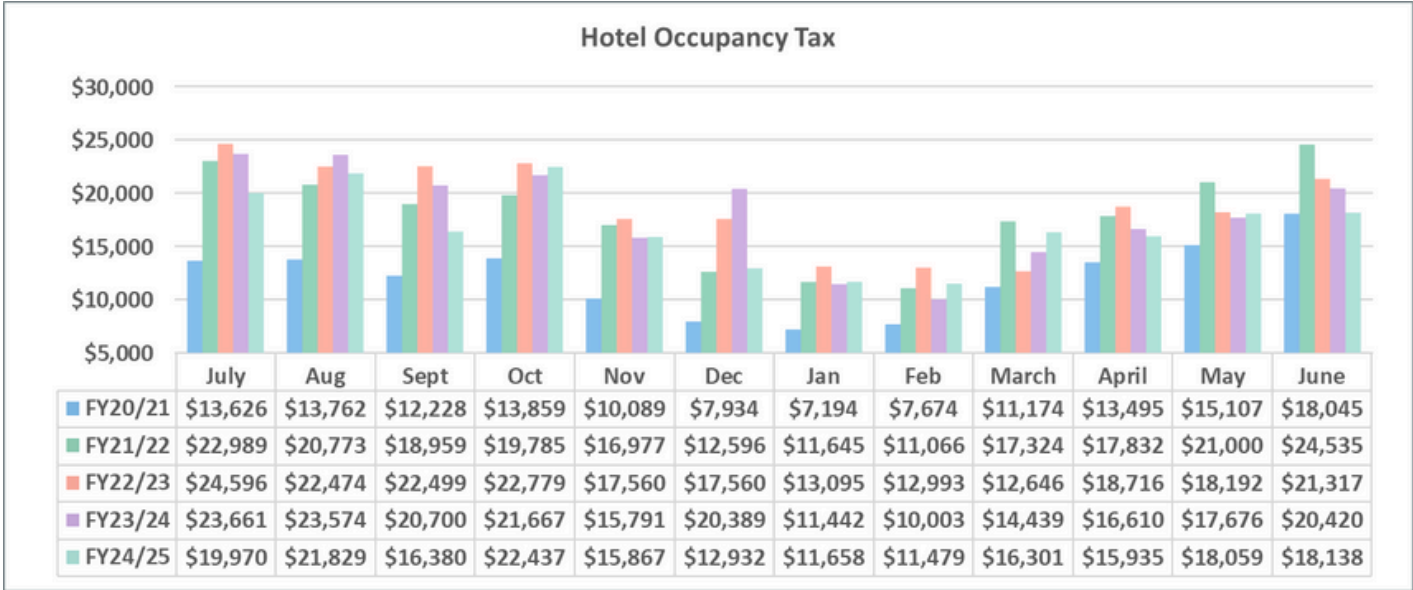
JULY 2025



CITY OF CROSSVILLE

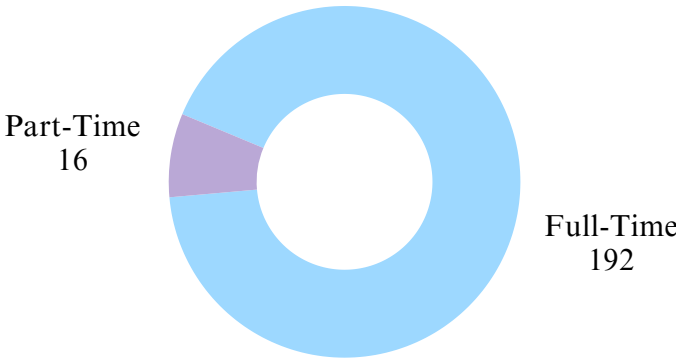
HOTEL OCCUPANCY TAX

JULY 2025



CITY OF CROSSVILLE
HUMAN RESOURCES
JULY REPORT

Employees



YEARS OF SERVICE

Brian Tilley	29
Larry Qualls	27
Christopher Kendrick	26
Jason Threet	25
Rick Houston	25
Kevin Music	24
Kevin Dean	24
David Gingerich Sr.	19
Jeremy DeRossett	19
Casey Worsham	18
Brian Lowe	11
Corey Kelsch	6
Ethan Medley	6
Steven McNeal	4
Michael Roberts	2
Melynda McElroy	1

**Police Department
SWEARING IN
CEREMONY**

August 11th, 2025

**Employee Picnic
October 10th, 2025**

**EMPLOYEE OF THE
2ND QUARTER**

Justin Troglin



NEW HIRES

Police Dept.

Colten Johns
Kyle Roberts

Street Dept.

Tom Kistner

Maintenance Dept.

Phillip Stafford

JOB VACANCIES

Police Officer

Fire Fighter



CROSSVILLE POLICE DEPARTMENT

MONTHLY STATS REPORT

JULY 2025

CITATIONS		OFFENSES		ARRESTS	
Improper Use of Lane	1	Burglary	3	Theft All Other	1
Speeding	17	Theft from Building	2	Disorderly Conduct	1
Seatbelt Violation	18	Theft from Vehicle	4	Shoplifting	7
Texting while Driving	2	Theft All Other	3	Assault	1
Due Care	2	Assault	3	Domestic Assault	7
Insurance Violation	12	Fraud	3	Hit & Run	2
Registration Violation	14	Forgery	4	Resist/Evading Arrest	5
Light Law Violation	15	Shoplifting	7	Drug Violation	10
Window Tint Violation	2	Violation of OP/Bond	1	Drug Equipment	7
Illegal Turn	1	Death	2	DUI	2
Improper Passing	1	Vandalism	5	Viol of OP/Bond Conditions	1
Ran Stop Sign	2	Forcible Fondling	1	DOR/DOS/No DL	6
Ran Traffic Light	5	Rape	1	Wepons Law Violation	2
		Lost Property	5	Public Intoxication	10
		APS Referral	3	Embezzlement	1
		Vehicle Theft	1	Underage Consumption	1
		DCS Referral	1	Reckless Driving	3
		ICAC Cases	4	Traffic Violations	2
		Overdose	1	Criminal Trespass	3
		Recovery	1	Warrant	24
		Child Abuse	1	Criminal Impersonation	1
		Criminal Trespass	1	False Report	2
		Identity Theft	1	Assault on Officer	2
		Animal Cruelty	1	Indecent Exposure	1
		Property Damage	1	Tampering with Evidence	2
		Verbal Domestic	1	Drag Racing	2
				Sex Offender Violation	1
TOTAL	92	TOTAL	61	Harboring Runaway	1
SPEED WARNINGS	6	JUVENILE ARRESTS		TOTAL	108
WARNINGS	2	Runaway	1	SOCIAL SERVICES	
Accidents		Vandalism	3	VICTIM CONTACTS	8
Fatality	0	Vaping Violation	1	INFO/REFERRAL/SERVICE	5
With Injury	12	Escape	1	ROAD CALLS	1997
Without Injury	21	Theft from Vehicle	2	SCHOOL CALLS	0
Minor	78	Traffic Violations	2	ANIMAL CONTROL CALLS	46
TOTAL	111	TOTAL	10	TOTAL CALLS	2043

- July 4th: Firework Show @ Centennial Park
- July 21st: 25th: Provided services at Camp Cumberland with TICA
- July 25th: Fairfield Glade/THSO Checkpoint
- July 26th: Cruise-In

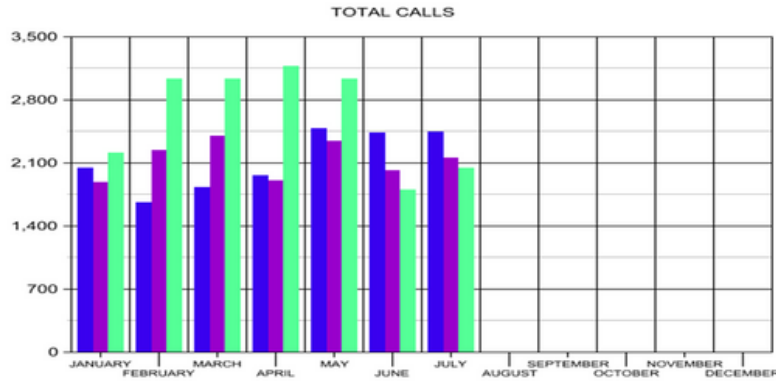


CROSSVILLE POLICE DEPARTMENT

STAT COMPARISONS


YEAR TO YEAR

2023 2024 2025



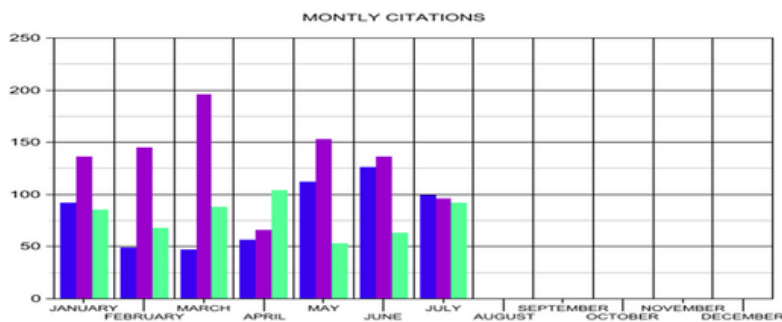
CALLS

2023 — 14,863
2024 — 14,932
2025 — 18,352



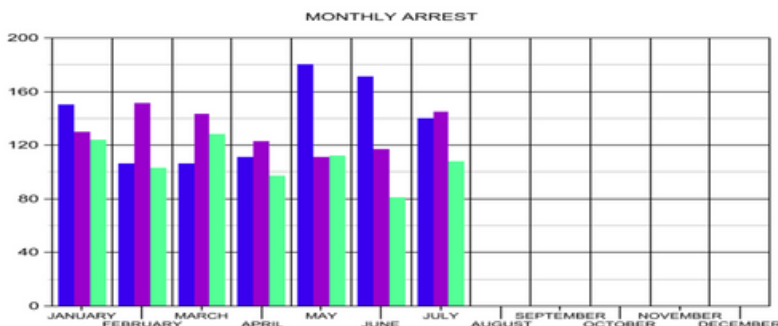
OFFENSES

2023—430
2024—481
2025—359



CITATIONS

2023 — 595
2024 — 935
2025 — 553



ARRESTS

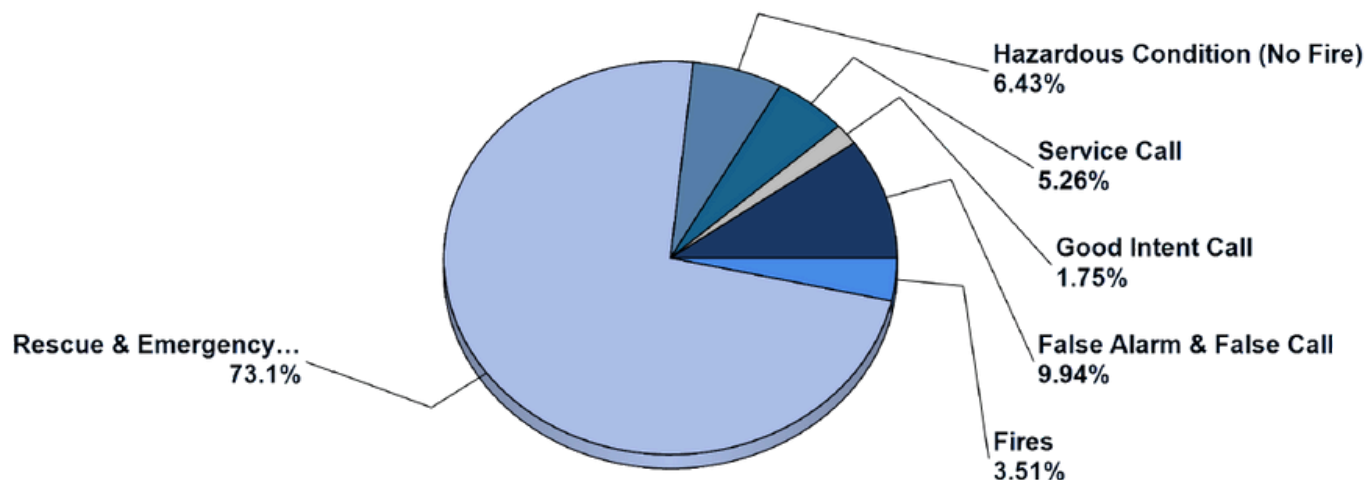
2023 — 964
2024 — 1053
2025 — 891



CROSSVILLE FIRE DEPARTMENT

MAJOR INCIDENTS

JULY REPORT



MAJOR INCIDENT TYPE	# INCIDENTS	% of TOTAL
Fires	6	3.51%
Rescue & Emergency Medical Service	125	73.1%
Hazardous Condition (No Fire)	11	6.43%
Service Call	9	5.26%
Good Intent Call	3	1.75%
False Alarm & False Call	17	9.94%
TOTAL	171	100%

Detailed Breakdown by Incident Type		
INCIDENT TYPE	# INCIDENTS	% of TOTAL
111 - Building fire	2	1.17%
131 - Passenger vehicle fire	2	1.17%
151 - Outside rubbish, trash or waste fire	1	0.58%
160 - Special outside fire, other	1	0.58%
321 - EMS call, excluding vehicle accident with injury	108	63.16%
322 - Motor vehicle accident with injuries	12	7.02%
324 - Motor vehicle accident with no injuries.	4	2.34%
341 - Search for person on land	1	0.58%
400 - Hazardous condition, other	1	0.58%
411 - Gasoline or other flammable liquid spill	1	0.58%
412 - Gas leak (natural gas or LPG)	1	0.58%
413 - Oil or other combustible liquid spill	1	0.58%
421 - Chemical hazard (no spill or leak)	1	0.58%
440 - Electrical wiring/equipment problem, other	1	0.58%
442 - Overheated motor	1	0.58%
444 - Power line down	4	2.34%
500 - Service Call, other	7	4.09%
553 - Public service	1	0.58%
561 - Unauthorized burning	1	0.58%
611 - Dispatched & cancelled en route	1	0.58%
631 - Authorized controlled burning	1	0.58%
651 - Smoke scare, odor of smoke	1	0.58%
700 - False alarm or false call, other	2	1.17%
710 - Malicious, mischievous false call, other	1	0.58%
733 - Smoke detector activation due to malfunction	1	0.58%
735 - Alarm system sounded due to malfunction	1	0.58%
740 - Unintentional transmission of alarm, other	1	0.58%
745 - Alarm system activation, no fire - unintentional	11	6.43%
TOTAL INCIDENTS:	171	100%



CITY OF CROSSVILLE

WATER LOSS

JULY REPORT

MONTHLY REPORT 2025

CITY OF CROSSVILLE

	Consumption	Water loss - flushing	Water loss - leaks	Water loss - fire fighting	Total Internal Use	Unaccounted - for Water	Pumped Water	LOSS %
2024								
January	88,553,100	378,481	3,495,413	0	3,873,894	39,582,706	132,009,700	30%
February	105,450,600	509,475	141,116	720	651,311	3,165,589	109,267,500	3%
March	90,362,500	293,661	382,776	25,360	701,797	19,023,803	110,088,100	17%
April	89,912,900	23,866	2,199,219	1,800	2,224,885	19,623,215	111,761,000	18%
May	95,249,300	60,692	2,820,340	6,835	2,887,867	22,702,133	120,839,300	19%
June	98,602,900	123,767	2,447,742	30,475	2,601,984	25,893,816	127,098,700	20%
July	115,335,300	238,550	3,193,598	12,180	3,444,328	15,916,372	134,696,000	12%
August	123,053,100	723,971	3,740,784	18,490	4,483,245	5,883,055	133,419,400	4%
September	113,992,200	1,244,809	2,244,280	7,735	3,496,824	3,370,977	120,860,000	3%
October	106,415,200	219,050	4,478,022	8,448	4,705,520	8,171,380	119,292,100	7%
November	100,404,600	98,871	1,509,121	3,539	1,611,531	3,160,369	105,176,500	3%
December	96,556,900	32,406	2,061,039	1,800	2,095,245	17,409,855	116,062,000	15%
2025								
January	94,545,900	346,675	2,190,268	5,825	2,542,768	25,624,232	122,712,900	21%
February	105,136,000	67,747	689,662	3,900	761,309	757,091	106,654,400	1%
March	93,026,100	310,111	4,321,812	9,840	4,641,763	9,698,437	107,366,300	9%
April	91,599,900	267,289	1,432,904	33,420	1,733,613	10,656,487	103,990,000	10%
May	96,969,500	1,298,333	1,017,709	11,915	2,327,957	14,499,643	113,797,100	13%
June	102,665,700	201,256	1,231,246	24,188	1,456,690	17,444,610	121,567,000	14%
July	105,261,000	165,528	3,107,535	44,755	3,317,818	23,579,182	132,158,000	18%
August								
September								
October								
November								
December								
TOTAL:								
6 mos	594,658,200	2,310,264	11,800,869	128,018	14,239,151	76,635,449	685,532,800	11%
12 mos	1,229,626,100	4,976,046	28,024,382	173,855	33,174,283	140,255,317	1,403,055,700	10%



CITY OF CROSSVILLE

STREET DEPARTMENT

JULY REPORT

Street Department Work Orders:

- Sweeper Truck
 - 211 locations.
- Brush Removal
 - 27 Loads, 170 locations.
- Culvert installs (New Resident)
 - Rhodendron Circle
 - Meadowview Drive
- Install / Replace culvert
 - Dayton Avenue
- Concrete Pour - Dayton Avenue spillway under culvert
- Paving - Livingston Road, Penfield Street, Neecham Street, Taylor Avenue, Fourth Street, Braun Street, and Cleveland Street.
- Drainage repair on Division Street
- Patching - Hospitality Drive, Old Mail Road, E. First Street, Fourth Street, Second Street, Tabor Street, Depot parking lot, Interchange Drive
- Durapatching - Interchange Drive and Deerfield Road

Sign and Electrical Maintenance Work Orders:

- Preventative maintenance of traffic signals
 - #14 127 @ Crossroads, Peavine/Town Center, #12 127/Wal-Mart, 127/Lowes, #1 127 @ Miller Avenue, #36 Miller @ Livingston Road, #40 Miller @ Old Lantana Road, #37 Miller @ Tenth Street, #38 Miller @ Fourth Street, #39 Miller @ Stanley Street
- Electrical Maintenance/Repairs on Street Lights
 - Clock on Main Street, Replace lights at Centennial Park, Trail lights at Centennial Park
- Traffic Signal Repair/Maintenance
 - Old Lantana Road & 70 – replace red bulb
 - #13 127 @ Northside Drive – Check cycling
 - #16 127 @ I-40WB – replace red bulb
- School Light Maintenance – Program school lights
- Sign repair/Maintenance and Fabricating letters
 - Cleveland Street, Thurman Avenue, Buchanan Street, Genesis Road, S. Webb Avenue, Dogwood Avenue, S. Main Street, Braun Street, Neecham Street @ Thurman Avenue, Livingston Road @ West Avenue, Webb Avenue @ Burnett Street, Livingston Road @ West Avenue, West Avenue @ W. First Street, 127 @ Stanley Street, Miller Avenue @ Fourth Street, Farmington Lane @ Deerfield Road

Miscellaneous:

- Light Poles on Main Street
- War Memorial
- New Impound lot
- Fourth Street – Replace mailbox
- Training
- Inventory
- Assistance to other departments:
 - Meadow Park Lake – Upgrade RV sites (concrete)
- Road closures:
 - Cruise-in
 - Cumberland Fellowship Baptism
- Beeper Call-outs:
 - Sparta Hwy & Northside Drive – red light on flash
 - Investigate sink hole – TDOT contacted
 - Deliver digital signs to Centennial Park for 4th of July celebration
 - N. Main Street & Northside Drive – red light on flash



CITY OF CROSSVILLE

MAINTENANCE DEPARTMENT

JULY REPORT

GENERAL MAINTENANCE WORK ORDERS

COMPLETED: 118

SPECIAL PROJECTS/WORK ORDERS:

- Bush hog all of Meadow Park, Centennial Recreation Park, Cemetery, and Interchange Drive.
- Mow and weed-eat Holiday dam.
- Removed vent at the Palace.
- Built roof over the panel box at Obed sewer pump station.
- Installed gate at Obed sewer pump station.
- Installed and painted around the new windsock at the Airport.
- Ran electric to the Airport sign.
- Repaired doors at the Palace.
- Inventory

SERVICE TRUCK CALLS: 42

VEHICLE/EQUIPMENT SERVICES AND REPAIRS:

- | | |
|--|--|
| <ul style="list-style-type: none"> • CODES <ul style="list-style-type: none"> ◦ NONE • AIRPORT <ul style="list-style-type: none"> ◦ NONE • CATOOSA <ul style="list-style-type: none"> ◦ Unit 1208 – Service, transmission filter. ◦ Unit 1204 – Battery. • FIRE <ul style="list-style-type: none"> ◦ Ladder 10 – Checked A/C system. ◦ Engine 10 – Replaced driver's side batteries. Transmission service. ◦ Engine 18 – Replaced transmission, flushed transmission, cleaned A/C drains. ◦ Engine 16 – Add shoreline outlets to rear compartments. ◦ Engine 17 – Recharged A/C system. • MAINTENANCE <ul style="list-style-type: none"> ◦ Unit 250 – Installed 3rd rear remote. ◦ Unit 215 – Replaced plastic fuel lines, replaced injection pump. ◦ Unit 250 – Remove mower arm, mount battery box. ◦ Unit 201 – Service, rotate tires. • WATER TRANSMISSION/SEWER <ul style="list-style-type: none"> ◦ Unit 431 – Check A/C ◦ Unit 402 – Service. ◦ Unit 425 – Service, rotate tires, oil leak. ◦ Unit 435 – Door limiter. ◦ Unit 409 – Service, plugs and coils. • STREET <ul style="list-style-type: none"> ◦ Unit 609 – Service. Replaced rear engine start relay. Tint windows. Replaced hydraulic line. ◦ Unit 635 – Service, rotate tires. • POLICE <ul style="list-style-type: none"> ◦ Unit 38 – Replaced alternator, belt, idle pulley, and tension pulley. ◦ Unit 37 – Service. Replaced fuel pump. ◦ Unit 17 – Service, rotate tires. ◦ Unit 71 – Service, rotate tires. ◦ Unit 32 – Service. ◦ Unit 59 – Service, front brakes. ◦ Unit 65 – Battery. ◦ Unit 31 – Service, engine air filter, cabin air filter. ◦ Unit 34 – Service. ◦ Unit 67 – Service, rotate tires, cabin filter, front pads, and rotors. ◦ Unit 18 – Service, cabin filter. ◦ Unit 21 – Service, rotate tires, thermostat. Patch tire. ◦ Unit 22 – Replaced battery | <ul style="list-style-type: none"> • PARKS & RECREATION <ul style="list-style-type: none"> ◦ NONE • WATER TREATMENT <ul style="list-style-type: none"> ◦ NONE • IT DEPARTMENT <ul style="list-style-type: none"> ◦ NONE • EMERGENCY MANAGEMENT <ul style="list-style-type: none"> ◦ NONE • ENGINEERING <ul style="list-style-type: none"> ◦ NONE • CEMETERY <ul style="list-style-type: none"> ◦ NONE • STORM WATER <ul style="list-style-type: none"> ◦ NONE • VEOLIA <ul style="list-style-type: none"> ◦ Unit 817 - Replaced Grease Line • CENTRAL STAFF <ul style="list-style-type: none"> ◦ NONE |
|--|--|



CITY OF CROSSVILLE

WATER TREATMENT PLANT

JULY REPORT

Holiday Hills

General Maintenance:

- Changed monthly water filters for machines
- Serviced Dehumidifiers
- Serviced odd number motors and pumps
- Changed caustic tubes in pumps
- Changed poly tubes in pumps
- Put in new railroad ties at end of building to help water drainage away from parking lot
- Sanitized filters 5-8
- Moved motors in back lot and cleaned up
- Replaced Raw pump and rebuilt motor
- Pulled old pump and motor
- Changed miox tube in pump #1
- Started ground work for new building
- Replaced soft start in raw #2
- Fixed leaf screen at raw house

Unexpected Repairs:

- Miox Tube
- Leaf Screen

Continuing Projects:

- Pump changeouts and plumbing for pre and post miox
- New plumbing and chemical drops in the finished water line in basement
- Fence moved and new pump storage building
- Fence repair

Meadow Park Lake

General Maintenance:

- Changed monthly water filters for machines
- Serviced Dehumidifiers
- Serviced odd number motors and pumps
- Changed caustic tubes in pumps
- Pumped both sludge basins
- Cleaned out all venturi ports
- Sprayed weeds
- Cleaned ports for ROF and LOH meters
- Repaired Bicarb valve
- Installed new Miox Cell
- Installed new bicarb tank
- Changed Tube in caustic pump
- Changed rollers in caustic Pump
- Replaced valve in fresh water line to miox
- Fixed leak in bicarb pump
- Fixed leak in water supply line in raw house

Unexpected Repairs:

- Bicarb pump leak
- Valve to moix
- Leak in raw house
- Caustic pump tube and rollers
- Bicarb tank replacement

Continuing Projects:

- New bicarb stands for raw pumphouse
- Fence addition and new gate placement



CITY OF CROSSVILLE

UTILITY MAINTENANCE

JULY REPORT

Key Metrics:

- Locations: 470
- Backflows Tested: 54
- Grinder Pumps Sold: 3
- Preliminary Inspections: 2
- Final Inspections: 1
- Replacement Pumps: 2
- Grinder Pump Repairs: 29
- Total Water Loss: 211,484 gallons

Meter Services:

- Turn-Ons: 42
- Turn-Offs: 24
- Occupant Changes: 77
- Reinstates: 39
- Checks, Replacement, Repair: 13

Repairs and Installations:

- Water Taps: 13
- Main Line Leaks: 5
- Service Repairs: 1
- Sewer Taps: 10
- Sewer Line Repairs: 8
- Graves: 5

Pipe Installed:

- 149' of 3/4" copper
- 5' of 1" copper
- 0' of 2" copper
- 55' of 6" PVC
- 3' of 12" PVC
- 7' 2" PVC
- 106' of 4" PVC
- 0' of 3/4" PVC
- 0' of 1" PVC
- 0' of 4" HDPE
- 85' of 2" HDPE
- 0' of 6" HDPE
- 0' of 10" PVC
- 0' of 8" PVC

Monthly Summary of Activities:

- Replaced approx. 25 ¾ water meters due to meter or AMR malfunctioning
- Meters were read, service orders completed, and customer complaints addressed
- 54 backflow devices were tested
- Sewer and water leaks were fixed
- Water and sewer taps were made
- Hydrant testing has finished and maintenance started

Water Leaks Repaired:

- 572 Bent Tree Drive
- 227 North Main Street
- 374 Mockingbird Drive
- 647 Peter Pan Avenue
- 763 Waterview Drive
- 496 Halstead Drive

Water Taps:

- 145 Burnette Street 102
- 181 Dewey Drive
- 484 Wells Road L3
- 466 Wells Road L2
- 582 Miller Avenue
- 15 Iris Circle
- 201 Iris Lane
- 9 Hope Lane
- 689 Hollytree Drive (Irrigation)
- 53 Hickory Circle L11
- 317 Storie Avenue 101
- 317 Storie Avenue 102
- 307 Storie Avenue 102

Sewer Taps:

- 145 Burnett Street
- 181 Dewey Drive
- 484 Wells Road L3
- 466 Wells Road L2
- 582 Miller Avenue
- 15 Iris Circle
- 201 Iris Lane
- 9 Hope Lane
- 53 Hickory Circle L11
- 678 Old Jamestown Highway

Sewer Line Repairs

- 540 Riverchase Drive
- 4158 Highway 127 North
- 171 North Main Street
- North Main at Charleston Place
- 642 Hollytree Drive
- 244 Creekway Drive
- Lantana Road and Pigeon Ridge Road
- 1282 East Deer Creek Drive

Grinder Pump Finals

- 689 Hollytree Drive

Grave Services:

- Danny A. Parks
- Connie Rush Wayde
- Robert Drummond
- Earl David Turner
- Luther Miller

Next Month's Forecast:

- Replace AMR Meters and ERTs as needed
- Do water & sewer taps and graves
- Repair Grinder pumps and cleanings and maint. checks
- Test Back flows
- Hydrant Testing / Maintenance
- Start water and sewer line ext. on Northside Drive
- Start sewer line ext. on Palmeto Drive



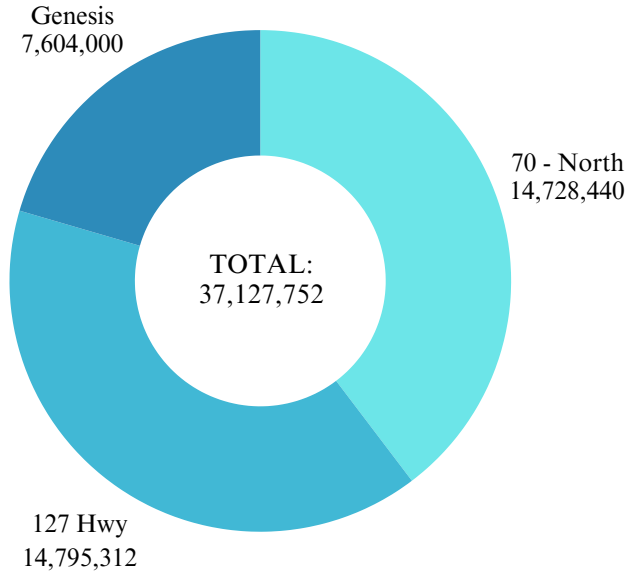
CITY OF CROSSVILLE

CATOOSA

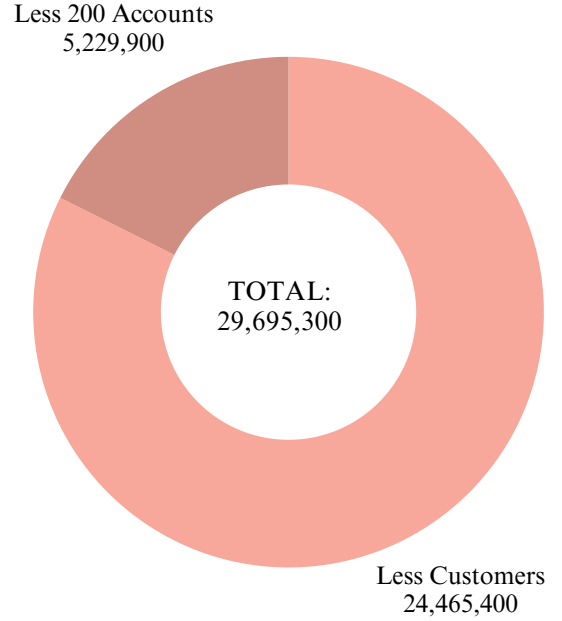
WATER LOSS

JULY REPORT

WATER
PURCHASED



WATER
SOLD



Master Pumps	Water Purchased		Water Sold
70 - North	14,728,440.00	Master Pumps Total	37,127,752.00
127 Hwy	14,795,312.00	Less Customers	24,465,400.00
Genesis	7,604,000.00	Less 200 Accounts	5,229,900.00
62 HWY	0		-7,432,452.00
		Percent of Loss	20%
TOTAL	37,127,752.00		
		Fire Department	
		Tank Cleaning and Filling	
		Metered Filling	
		Metered Flushing	25659
		Unmetered Flushing	2800
		Unmetered Leak	3033120
		Bill Adjustments	
		Metered Leaks	
		Bulk Sales	
		TOTAL	-4,370,873.00
		TOTAL Percent of Loss	12%



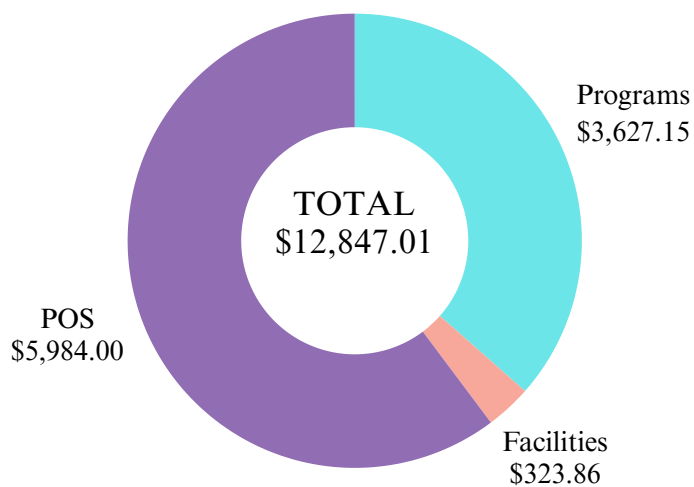
CITY OF CROSSVILLE

LEISURE SERVICES - PARKS

JULY REPORT

RECIEVABLES TOTAL BY CATEGORY

Programs			
Activities	\$372.60	3	
Recreational Soccer	\$3,254.55	44	
Upper Cumb. Youth Athletics	\$0.00	2	
TOTAL	\$3,627.15	49	
Facilities			
Centennial Park Shelter 2	\$93.16	3	
Centennial Park Shelter 3	\$25.88	1	
Crossville Depot Meeting Room	\$2,035.75	18	
Meadow Park Lake Shelter 1	\$51.75	1	
Meadow Park Lake Shelter 2 (Next to Playground)	\$103.50	2	
Pickleball Court 1	\$57.82	15	
Pickleball Court 2	\$61.82	16	
Pickleball Court 3	\$61.54	16	
Pickleball court 4	\$61.54	16	
Pickleball Court 5	\$93.15	35	
Pickleball Court 6	\$86.94	34	
Pickleball Court 7	\$95.22	39	
Pickleball Court 8	\$97.29	39	
Warner Field 1	\$310.50	3	
TOTAL	\$3,235.86	238	
POS			
Recreation	\$27.00	2	
TOTAL	\$5,984.00	1,099	
MPL			
Ramp		234	
Camp		32	
Boat Rental		119	

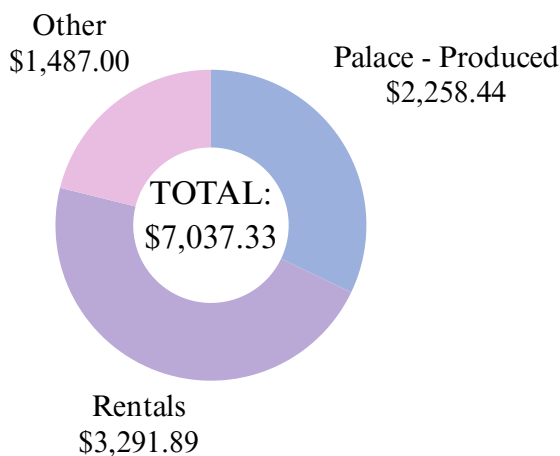


CITY OF CROSSVILLE

LEISURE SERVICES - PALACE THEATRE

JULY REPORT

Event Revenue



PALACE-PRODUCED EVENTS	EVENT DATE	Artist Fee	# Tickets	Ticket Revenue	ACTUAL Ticket	Concessions Revenue	Light/Sound Tech	NET P/L
MOVIE: Muppets Take Manhattan	July 3	-\$205.00	31	\$155.00	\$155.00	\$132.00		\$82.00
MOVIE: Cars	July 9	-\$205.00	69	\$345.00	\$345.00	\$258.00		\$398.00
MOVIE: Fiddler on the Roof	July 9	-\$205.00	33	\$165.00	\$165.00	\$129.00		\$89.00
MOVIE: Kung Fu Panda	July 10	-\$205.00	13	\$65.00	\$65.00	\$53.00		-\$87.00
Santana*	July 12	-\$4,024.00	207	\$5,444.00	\$4,807.44	\$325.00	-\$225.00	\$883.44
MOVIE: Kung Fu Panda 2	July 15	-\$205.00	42	\$210.00	\$210.00	\$99.00		\$104.00
MOVIE: Jimmy Neutron	July 17	-\$205.00	25	\$125.00	\$125.00	\$136.00		\$56.00
MOVIE: ET	July 18	-\$205.00	44	\$220.00	\$220.00	\$155.00		\$170.00
MOVIE: Minions	July 24	-\$205.00	67	\$335.00	\$335.00	\$251.00		\$381.00
MOVIE: Wicked	July 25	-\$205.00	32	\$160.00	\$160.00	\$150.00		\$105.00
MOVIE: Cast Away	July 29	-\$205.00	22	\$110.00	\$110.00	\$90.00		-\$5.00
MOVIE: Pale Rider	July 31	-\$205.00	34	\$170.00	\$170.00	\$117.00		\$82.00
TOTALS:		-\$6,279.00	619	\$7,504.00	\$6,867.44	\$1,895.00	-\$225.00	\$2,258.44
* = Ticket splits								
RENTALS	EVENT DATE	RENT	# Tickets	Ticket Revenue	OUR FEES	Concessions Revenue	Sound Tech	NET P/L
Rotary Fundraiser/Movie National Treasure	July 1	\$225.00	60			\$119.00	-\$205.00	\$139.00
Sweet Baby James: James Taylor Tribute	July 19	\$725.00	301	\$9,465.00	\$1,231.26	\$365.00	-\$200.00	\$2,121.26
Killer Beaz	July 26	\$600.00	145	\$5,328.50	\$442.63	\$189.00	-\$200.00	\$1,031.63
TOTALS:		\$1,550.00	506		\$1,673.89	\$673.00	-\$605.00	\$3,291.89
OTHER	EVENT DATE	RENT/License	# Tickets	Ticket Revenue	NET TICKET REVENUE	Concessions Revenue	Sound Tech	NET P/L
CHA summer program	July 1	-\$205.00	36			\$130.00		-\$75.00
Crawford Family Chiropractic Semi-Annual	July 8	\$300.00						\$300.00
Conrad Tour	July 16		10					
CWRT presents Ulysses S Grant	July 16	\$325.00	300			\$286.00	-\$150.00	\$461.00
CAC Summer Program	July 9/17		20			\$100.00		\$100.00
TAD Center Group	July 10/24		61			\$305.00		\$305.00
Open Mic Night	July 22		67			\$146.00	-\$300.00	-\$154.00
Cumberland Fellowship Group	July 29		110			\$550.00		\$550.00
TOTALS:		\$420.00	604			\$1,517.00	-\$450.00	\$1,487.00
TOTAL July: 25 Events		-\$4,309.00	1,729	\$7,504.00	\$8,541.33	\$4,085.00	-\$1,280.00	\$7,037.33



CITY OF CROSSVILLE

LEISURE SERVICES - TOURNAMENTS

JULY REPORT

High School Football

- Dates: July 7th - 8th
- Sport: High School Football (7 vs 7)
- Scale: 9 teams
- Participating States/Cities/Counties: Carthage, Smith County, Sparta, York, Sunbright, Coalfield, Kingston, Rockwood, Powell

Summertime Slugfest

- Date: July 12th
- Sport: WSL Softball
- Economic Impact: 53 hotel rooms
- Scale: 26 teams
- Participating States/Cities/Counties: Tennessee, Georgia, Ohio, and Kentucky

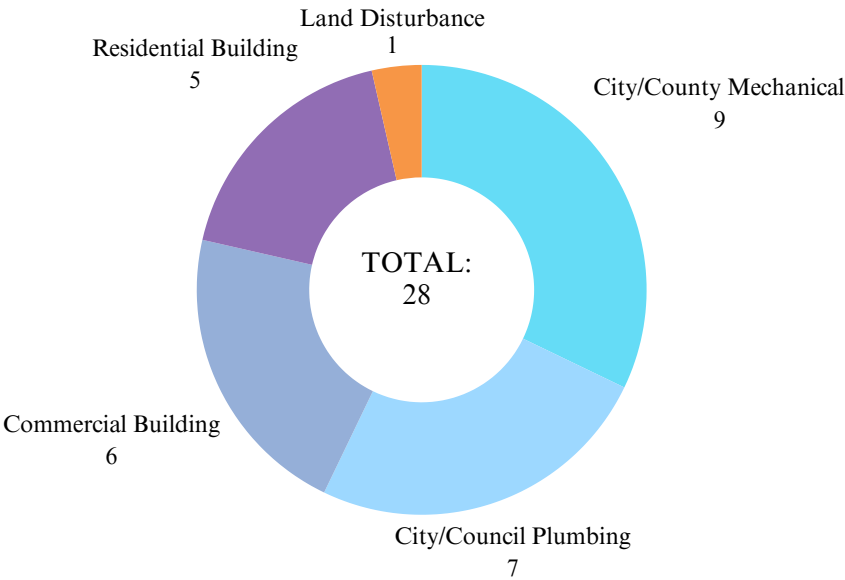
WSL Co-Ed Softball

- Dates: July 27th
- Sport: WSL Co-Ed Softball
- Scale: 11 teams
- Participating States/Cities/Counties: Tennessee and Kentucky




CITY OF CROSSVILLE
CODES DEPARTMENT
JULY REPORT

PERMITS
ISSUED



FEES
PAID



	City & County Mechanical	City & County Plumbing	City Commercial Building	City Residential Building	Land Disturbance Permits	Total Permits	County Fees Paid	City Fees Paid	Total Fees Paid
July 2025	9	7	6	5	1	28	\$135.00	\$6,971.00	\$7,106.00
Total	9	7	6	5	1	28	\$135.00	\$6,971.00	\$7,106.00



CITY OF CROSSVILLE
ENGINEERING DEPARTMENT
JULY REPORT

Project	Current Status	Dates
TDOT 127 North Utility Relocation Section 1	All of the City's utilities are complete and functioning. A final punch list will be created after more of the road construction has been completed.	Completion Date Fall 2026
TDOT 127 North Utility Relocation Section 4 (Fentress Cumberland County Line)	The portion of this project that is the City's water utility relocation is complete and a final punch list will be created after the road work is completed.	Target Completion Date August 31, 2026
TDOT 127 North Utility Relocation Section 2	This project is tentatively scheduled to be bid June 2026. The City is acquiring easements for the water relocation.	Bid Date June 2026
TDOT 127 North Utility Relocation Section 3	This project is tentatively scheduled to be bid June 2026. The City is acquiring easements for the water relocation.	Bid Date June 2026
Northwest Connector Phase 3	The utilities for this project are complete. The Contractor is completing TDOT punch list items.	Total Completion Date July 21, 2023 Finish from Genesis To Stout May 31, 2022
Northwest Connector Phase 2	All acquisition has been completed by the City. TDOT has certified the ROW and we are now waiting for TDOT to program the construction in the TDOT budget. This project is not in TDOT's three year plan.	
Interstate Drive Extension West of Genesis Road	The ROW plans have been reviewed by TDOT and the Engineer has updated the plans and the acquisition has started.	
Downtown Sidewalks	The contractor has installed all sidewalks. The pedestrian signals and cleanup remain. The contractor may be replacing some sections of the sidewalk and curb and gutter to get ADA compliance.	Completion Date May 1st 2025
Old Lantana Road, County Seat and Southbend Waterline Replacement	The City has reviewed the plans and the Engineer is revising the plans. A construction start date will be established once the easements are acquired.	
Main Street and Lantana Traffic Signal Replacement	This project is complete and will be removed from this list.	Completion date August 22, 2024
Fourth Street and West Avenue Traffic Signal Replacement	The ROW plans have been approved by TDOT and the design certification has been returned to TDOT. This project has low priorities because the City will not have STP funds to fund construction for three to five years.	
Meadow Park Water Filtration Plant Sewer Project	The Engineer has created the exhibits for the easements. The City is in the process of acquiring the easements.	Schedule will be forthcoming
Raw Water Study (Meadow Park Lake Expansion)	The City is advertising for a full-delivery mitigation contractor.	
Underwood Street Sidewalk	Acquisition documents will be turned over to the City Attorney so that City Staff can negotiate the acquisitions.	
Airport ALP	The final approved documents have been received. This project is complete and will be removed from this list.	
TDOT SR 1 Highway 70 Bridge Replacement (Sparta Highway) Utility Relocation	The Contractor has completed all of the City's utility relocation. This project is complete and will be removed from this list.	Bid Letting December 9, 2022
TDOT SR 24 Highway 70 North Bridge Replacement Utility Relocation	The City has received revised plans from TDOT and the original water and sewer design has been changed for the new design. This project will be bid late fall, winter of 2025 and will include a road closure. The Contractor for the master meter relocation will start near the end of September.	Bid Letting Winter of 2025
Little Obed Pedestrian Bridge and Greenway Truck Route	The bridge has been ordered and the City is acquiring easements. Only one easement is remaining. We received 641 responses from the survey. The Engineers have started to process the survey data. The next step will be to notify the local trucking companies and get feedback from them.	
ARPA Sewer I&I Project.	All work, other than final clean up, is complete.	Completion Date January 12th 2025
Creston Road ARPA Waterline Project	The Contractor has installed 7900 feet of 4 inch PVC on Creston Road and Wilson Road and has started installing services. The section of waterline on Maynard Road is the only mainline remaining.	
Peavine Sewer Expansion	The Contractor is completing the contract and will start construction September 26th.	Start date September 29, 2025
Genesis Road and 127 Sewer Expansion	This project is ready to bid.	
Little Obed Pump Station and Jail Bar Screen Installation	This project is complete with only clean up remaining. TDEC will inspect the project August 12 for grant compliance.	
New Fire Station 2	The Contractor started installing the metal panels this week. The City has started the installation of the sidewalk on Cotton Patch Drive and is in the process of scheduling the binder asphalt for the parking areas. The Contracts current schedule shows completion by the end of January. The fire station will probably open without the top coat of asphalt, which will be installed in early spring.	
TDOT I-40 Bridge Widening over 70 North	The TDOT plans have changed and the City will currently only be required to install 2 water valves which may be installed this week.	
Indian Woods Village Sewer	The fees have been paid and we are waiting on plan submission.	
Water Filtration Plant Upgrade	The switch gear for the pump building will not be delivered until May of 2026. All other work has been completed.	
First and Fourth Street Traffic Signal Replacement	The Engineer has provided the City with options on pole locations and has incorporated conduits under Main Street in the current project. The Engineer is coordinating relocating the communication lines on Fourth Street.	
Water Filtration SCADA	The SCADA system is functioning at both plants. The Contractor is finalizing the switch over from the old to the new.	
Miller Avenue Pump Station (Crab Orchard UD)	The City has acquired the property. The Contractor is completing the contract documents. A physical construction start date will be forth coming.	
Miller Avenue Water Line (Crab Orchard UD)	The Contractor is completing the contract documents. A physical construction start date will be forth coming.	
Sparta Drive Water Line Replacement	Staff has reviewed the plans and we are making adjustments and will soon be acquiring easements.	
Livingston Road Realignment	The ordinance for the release of the ROW for the closed portion will be approved at the meeting. The plat will be recorded after the meeting. The contractor will reopen the road in the spring with a binder surface and will install the asphalt topping when the YMCA is almost complete.	
Interchange Drive Spec Building	The Contractor is completing the contract documents. A physical construction start date will be forth coming.	
Private Developments		
The Gardens Phase 8 Plat 3	The City is holding a financial guarantee for a temporary Cul-de-sac or the next phase to start.	
The Gardens Phase 8 Plat 4A	The City is holding a financial guarantee for a temporary Cul-de-sac or the next phase to start.	
Sky View Meadow Subdivision Phase 2 & 3	All roads, water and sewer are complete. The stormwater retention structures have not been completed and the City is holding a financial guarantee for this work.	
The Grove	The City is holding a financial guarantee for a temporary Cul-de-sac or the next phase to start.	
Homestead Junction	The City is holding a financial guarantee for road construction that has not started.	



CITY OF CROSSVILLE

AIRPORT FBO

JULY REPORT

Airport Traffic Summary

Total Aircraft Movements (Takeoffs and landings combined):

- July 2025: 1,152
- July 2024: 994

Fuel Flow

- July 2025: Total gallons: 13,774.6 gal
 - Jet A: 10,340.10 gal | 100LL: 3,434.66 gal
- July 2024: Total gallons: 10,001.72 gal
 - Jet A: 5,972.30 gal | 100LL: 4,029.42 gal
 - 3,772.88 gallons more then last July for total
 - 3,367.80 more gallons in jet a then last July
 - 594.76 more gallons in avgas then last July

Operational Highlights & Notes

We continue to see a strong growth in jet traffic, with July jet sales increasing by 3,367 gallons compared to last year. This trend reflects a noticeable uptick in jet activity and continued demand for our services. We also received the new windsock generously donated by Johnny Shanks, and it has been installed by the city and looks fantastic. Were extremely grateful for their continued support and partnership in helping us maintain the airport like they do.

We're pleased to welcome a new addition to our team- an experienced and well-regarded A&P IA mechanic. In addition to his strong professional background, he brings a high level of craftsmanship, having personally built and maintained his own aircraft. His expertise and attention to detail makes him a valuable asset to our maintenance operations moving forward.



CITY OF CROSSVILLE

FINANCE - BONDS

JULY REPORT

6 Months interest in
November and May
Principal payment in May

Principal payment in May					6/30/2025	Due		6/30/2026	
			PAY	INT	LOAN	May	INTEREST	LOAN	
			OUT	RATE	BALANCE	PRINCIPLE	PAYMENT	BALANCE	
General Fund									
	2020 Series A1								
	Bonds	2021	2037	4.00%	\$ 3,725,000	\$ 65,000	\$ 80,050	\$ 3,660,000	
	2020 Series B								
	Bonds	2021	2028	4.27%	\$ 840,000	\$ 275,000	\$ 12,584	\$ 565,000	
	2020 Series A2								
	Bonds	2021	2037	3.00%	\$ 915,000	\$ 70,000	\$ 18,300	\$ 845,000	
					\$ -	\$ -	\$ -	\$ -	
					\$ 5,480,000	\$ 410,000	\$110,934	\$ 5,070,000	
Water & Sewer Fund									
	2020 Series C								
	Bonds	0.80534	2050	4.00%	\$27,605,000	\$ 630,000	\$611,766	\$ 26,975,000	
	Catoosa's Share	0.19466			\$ 5,368,740	\$ 122,636	\$119,086	\$ 5,246,104	
					\$22,236,260	\$ 507,364	\$492,680	\$ 21,728,896	
	2020 Sries D Bonds		2027	4.19%	\$ 410,000	\$ 205,000	\$ 5,776	\$ 205,000	
					\$22,646,260	\$ 712,364	\$498,456	\$ 21,933,896	
Catoosa									
	2020 Series C								
	Bonds		2050	4.00%	\$ 5,368,740	\$ 122,636	\$119,086	\$ 5,246,104	
5/20/2021	RUD Plateau tank	40 yrs	2021	2061	1.75	\$ 840,975	\$ 16,670	\$114,302	\$ 824,305
4/11/2022	RUD Plateau tank	40	2061	1.5	\$ 295,900	\$ 5,986	\$ 4,310	\$ 289,914	
					\$ 6,209,715	\$ 139,306	\$233,388	\$ 6,070,409	
<u>TOTALS (WATER & SEWER FUND)</u>					\$28,855,975	\$ 851,670	\$731,844	\$ 28,004,305	
TOTAL ALL FUNDS					\$34,335,975	\$ 1,261,670	\$842,778	\$ 33,074,305	



CITY OF CROSSVILLE

FINANCE - GRANTS

JULY REPORT

Grant Agency	Project	Amount			Money Spent	Money Received	To Be Received
		Grant	Local	Total			
AWARDED:							
TDOT-TAP	Downtown Sidewalks/Lights	\$ 2,393,388.00	\$ 757,508.00	\$ 3,150,896.00	\$ 3,060,363.96	\$ 888,484.20	\$ 680,843.42
TDOT-Aeronautics	Terminal Renovations	\$ 1,062,293.00	\$ 49,723.00	\$ 1,112,016.00	\$ 1,139,783.87	\$ 1,002,731.23	\$ 59,561.77
TDOT-Aeronautics	Airport Maintenance 25-26	\$ 20,000.00	\$ -	\$ 20,000.00			
TNECD	Spec Building FY24-25	\$ 4,523,950.35	\$ 238,102.65	\$ 4,762,053.00	\$ 212,162.01	\$ -	\$ -
ARPA	Multiple	\$ 3,549,752.35	\$ 550,247.65	\$ 4,100,000.00	\$ 6,696,301.35	\$ 2,354,076.45	
TDEC ARPA	Crab Orchard Utility District	\$ 8,170,000.00		\$ 8,170,000.00	\$ 408,096.99	\$ 382,793.56	
Applied for	Cyber Security	\$ 6,157.04		\$ 6,157.04			
Applied for	Downtown Strategies			\$ -			
Applied for	Urban Forester	\$150,000		\$ 150,000.00			
Applied for	LPRF	\$ 359,000.00		\$ 359,000.00			
Applied for	Project Diabetes Grant	\$ 261,950.00		\$ 261,950.00			
TOTALS		\$ 20,496,490.74	\$ 1,595,581.30	\$ 22,092,072.04	\$ 11,516,708.18	\$ 4,628,085.44	\$ 740,405.19

