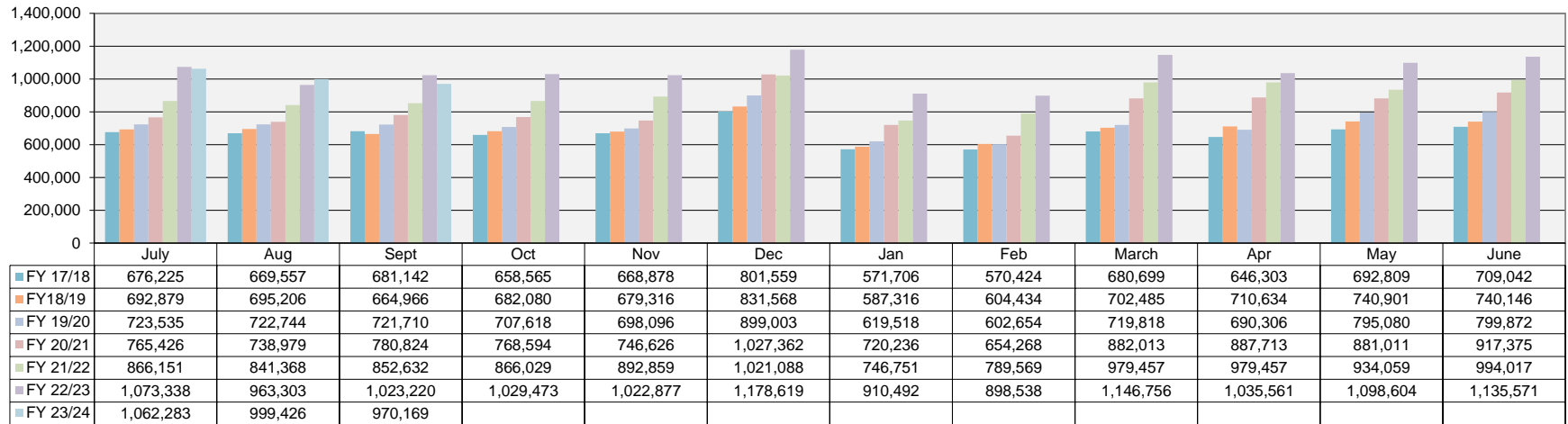
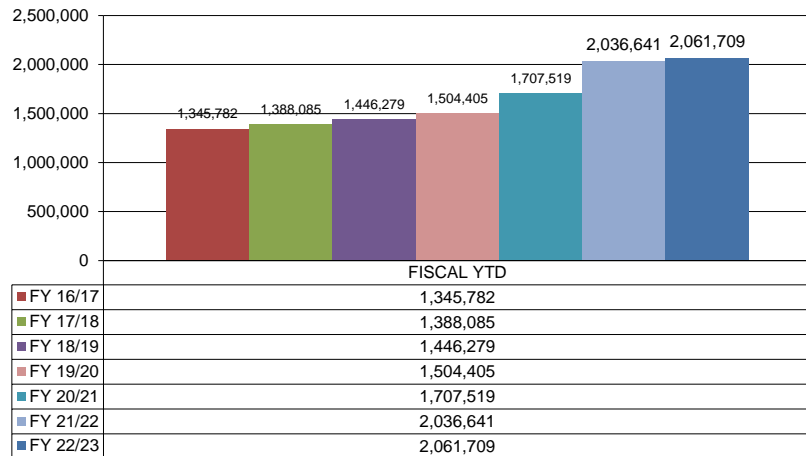


Sales Tax



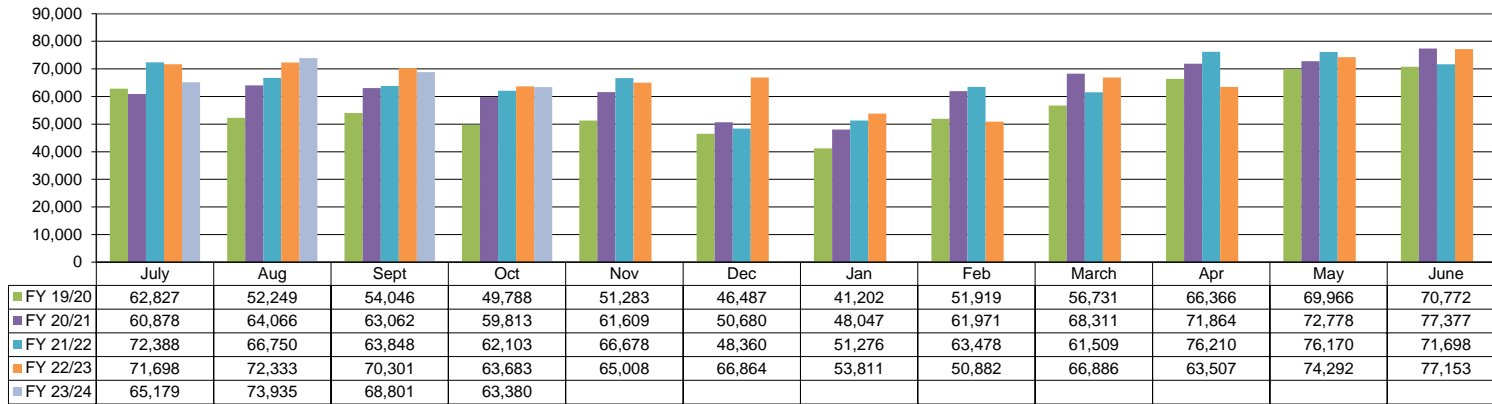
Sales Tax Revenue Year-to-Date



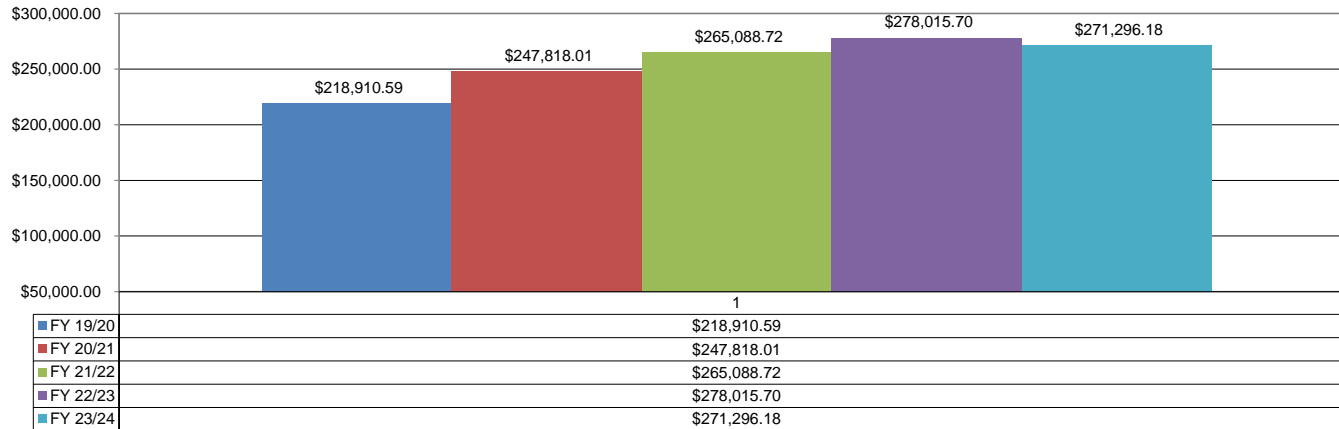
*COLLECTIONS IN THE CITY OF CROSSVILLE		\$	1,969,641.43
State of TN Cost of Administration	1.125%	\$	22,158.47
Net Collections (sent to Trustee's office)		\$	1,947,482.96
Local Option Out of State Distribution		\$	12,329.66
Trustee of Cumberland County	1%	\$	19,474.83
Net To Be Distributed		\$	1,940,337.79
CITY OF CROSSVILLE SPLIT			
Check to City of Crossville		\$	970,168.90
Check to Cumberland County Board of Education		\$	970,168.90

*Totals reported in November but actually collected in September

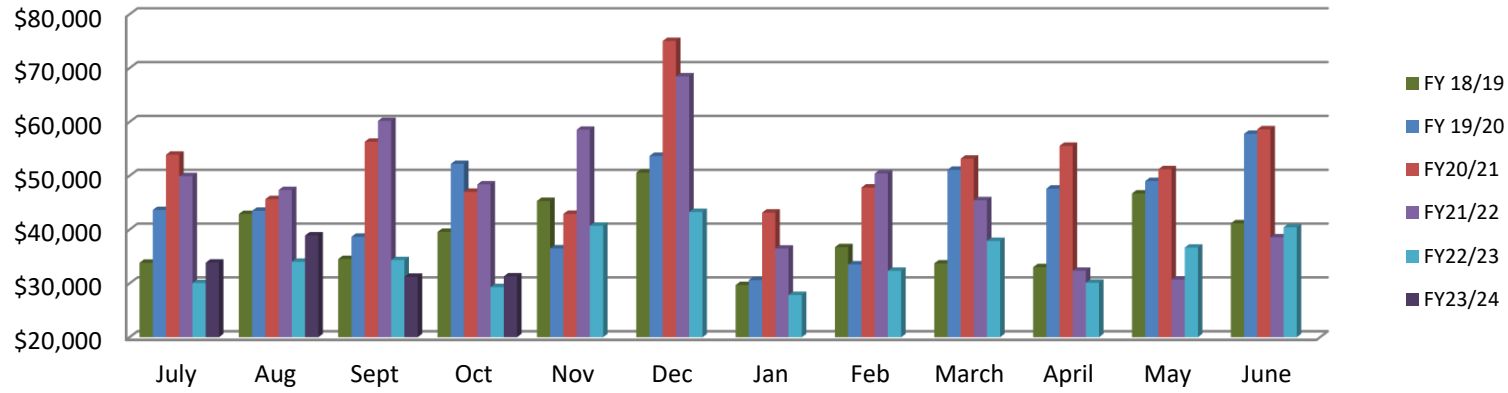
Wholesale Beer Tax



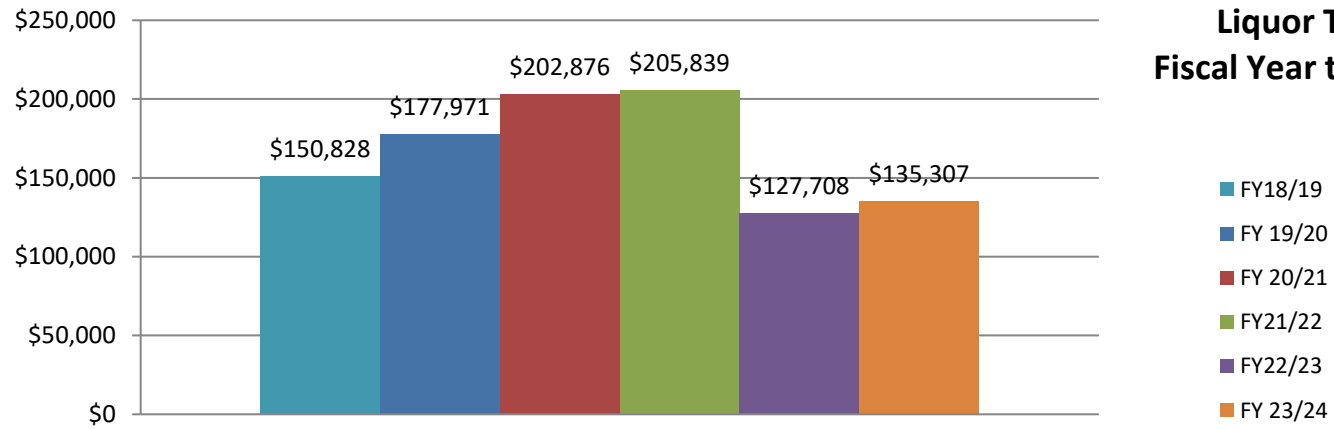
Wholesale Beer Tax Revenue Year To Date

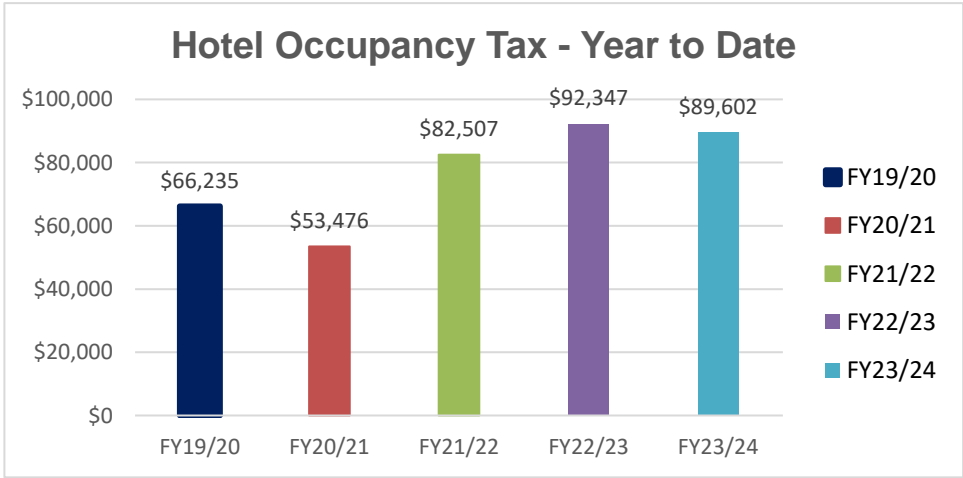
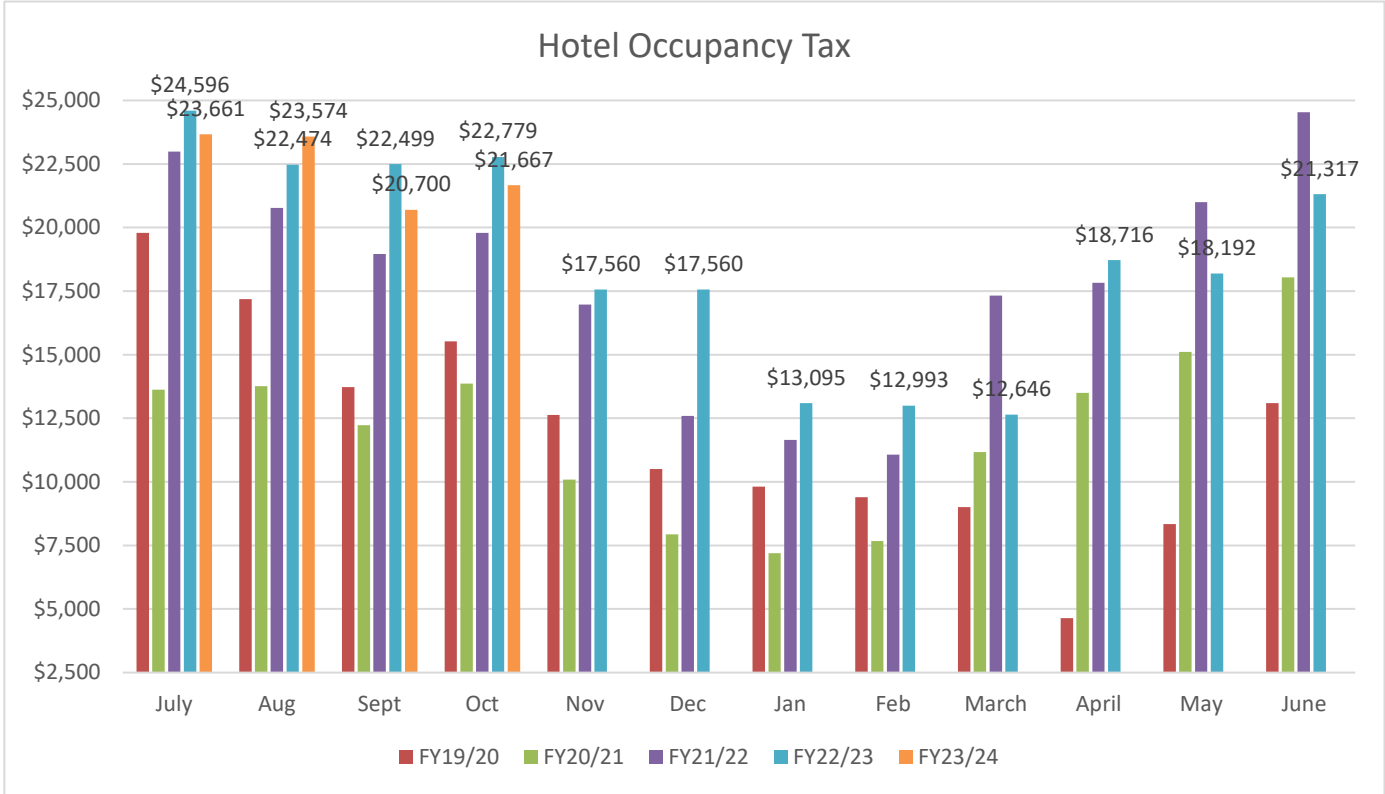


Liquor Income



Liquor Tax Fiscal Year to Date





Monthly Stats
November 2023

CITATIONS		OFFENSES		ARRESTS	
Littering Violation	1	Burglary	3	Hit & Run	6
Speeding	43	Theft from Building	1	Viol. OP/Bond Conditions	2
Seatbelt Violation	22	Theft from Vehicle	2	Shoplifting	2
Open Container Viol.	2	Viol. OP/Bond Condition	1	Burglary	2
Ran Traffic Light	5	Theft All Other	4	Domestic Assault	4
Burning Violation	4	Fraud	7	Drug Violation	9
Registration Violation	25	Forgery	1	Drug Equipment	5
Light Law Violation	17	Shoplifting	7	Weapons Law Violation	2
Improper Use of Lane	2	Domestic Assault	2	Vandalism	1
Insurance Violation	22	Assault	2	DUI	17
Ran Stop Sign	8	Dog Bite	2	Viol. Of Implied Consent	2
Improper Passing	4	Death	4	DOR/DOS/No DL	12
Due Care	1	Drug Equipment	1	Reckless Endangerment	3
Texting While Driving	4	Runaway	1	Public Intoxication	9
No Driver's License	2	Missing Person	1	Criminal Trespass	2
Blocking Intersection	1	Vandalism	4	Fraud	2
Following to Close	1	Recovery	1	Underage Consumption	3
Window Tint Violation	1	Traffic accident	2	No Insurance	1
		Drug Violation	1	Disorderly Conduct	3
		Vehicle Theft	1	Warrant	23
		Suicide Attempt	1	Evading/Resisting Arrest	3
		Joyriding	1		
		Civil Matter	1		
		Property Damage	1		
		Sexual Assault	3		
		Custody Dispute	1		
		Criminal Trespassing	1		
TOTAL	165	TOTAL	57	TOTAL	113
SPEED WARNINGS	13	JUVENILE ARRESTS		TOTAL CALLS	2265
WARNINGS	8	Vandalism	1	ANIMAL CONTROL CALLS	40
JUVENILE CITATIONS		Vaping/Tobacco Viol.	34	ACCIDENTS	
Ran Stop Sign	1	Assault	9	Fatality	0
Speeding	5	Runaway	3	With Injury	11
Light Law Violation	1	Underage Consumption	6	Without Injury	24
Registration Violation	1	Drug Violation	1	Minor	68
TOTAL	8	TOTAL	54	TOTAL	103

* November 2nd Crossville Police Department participated in candle light vigil.

*November 4th provided security and traffic control for Veteran's Parade.



CROSSVILLE POLICE DEPARTMENT

STAT COMPARISONS

NOVEMBER 2023 TOTAL CALLS - 2,265

OCTOBER 2023 TOTAL CALLS - 2,198

YEAR TO DATE - 24,013

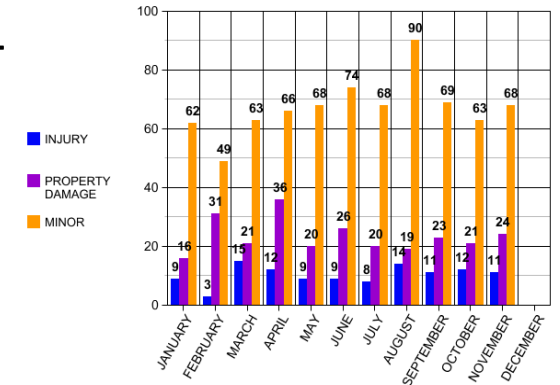
SPECIAL EVENTS

HONOR GUARD BLUELIGHT

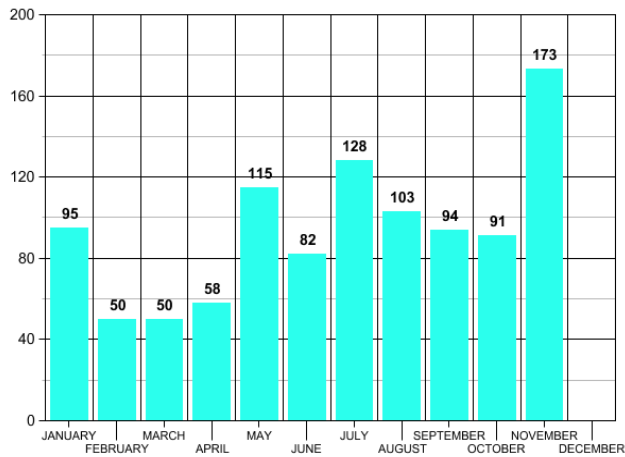
VIGIL

VETERAN'S PARADE

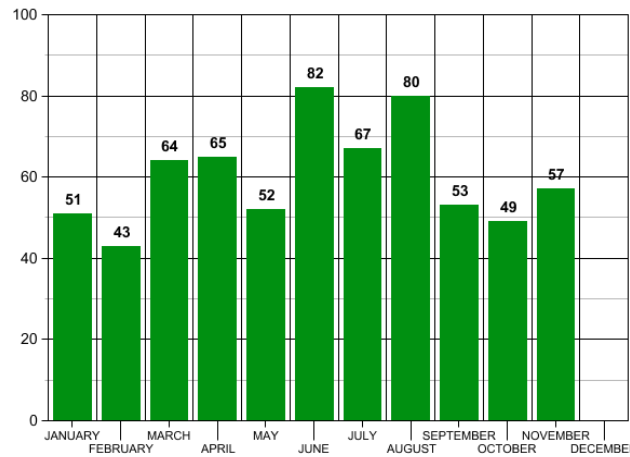
TOTAL MONTHLY ACCIDENTS



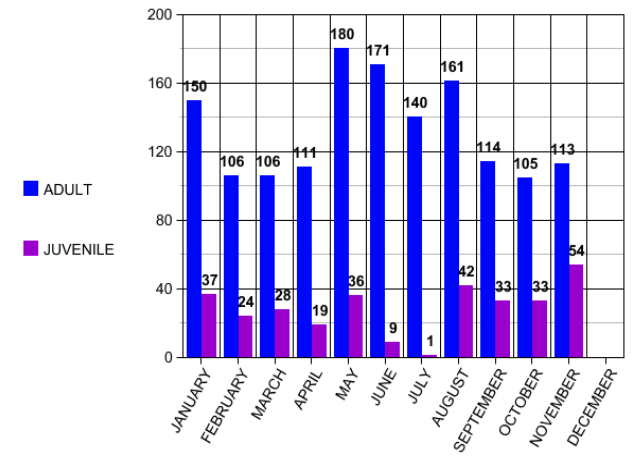
TOTAL MONTHLY CITATIONS



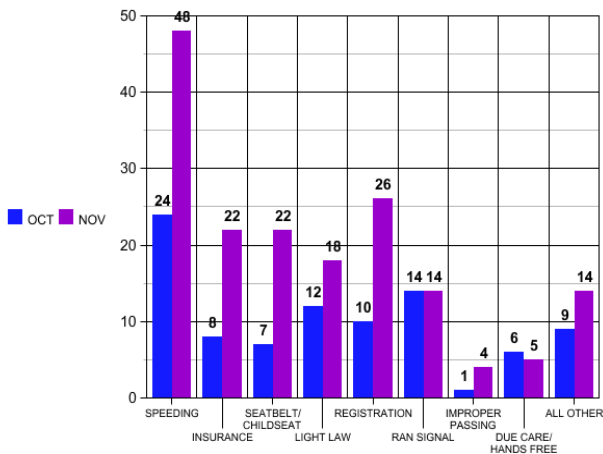
TOTAL MONTHLY OFFENSES



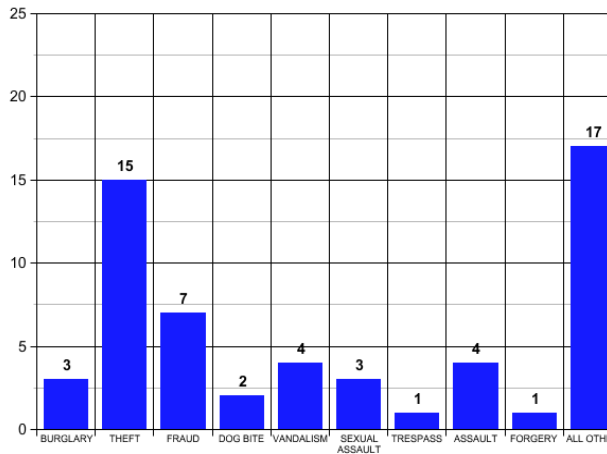
TOTAL MONTHLY ARREST



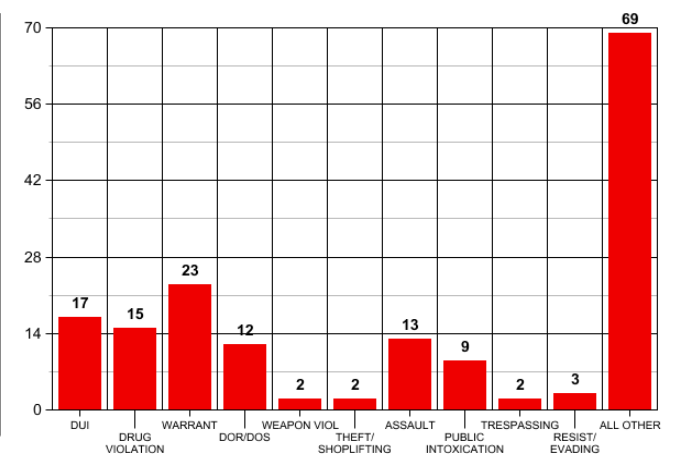
PREVIOUS MONTH CITATION COMPARISON



OFFENSE BY CATEGORY



ARREST BY CATEGORY

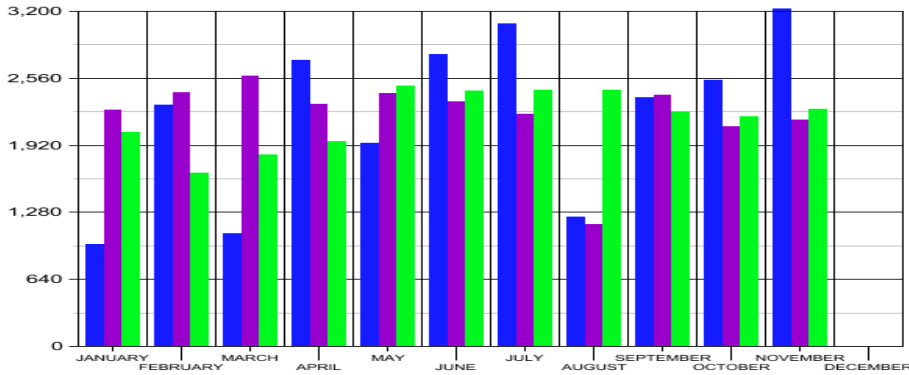




CROSSVILLE POLICE DEPARTMENT STAT COMPARISONS

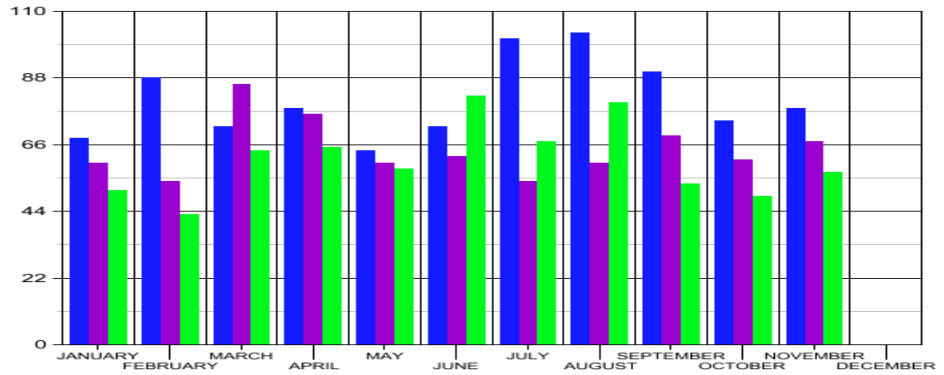
YEAR TO YEAR— JAN 2023

■ ■ ■
2021 **2022** **2023**



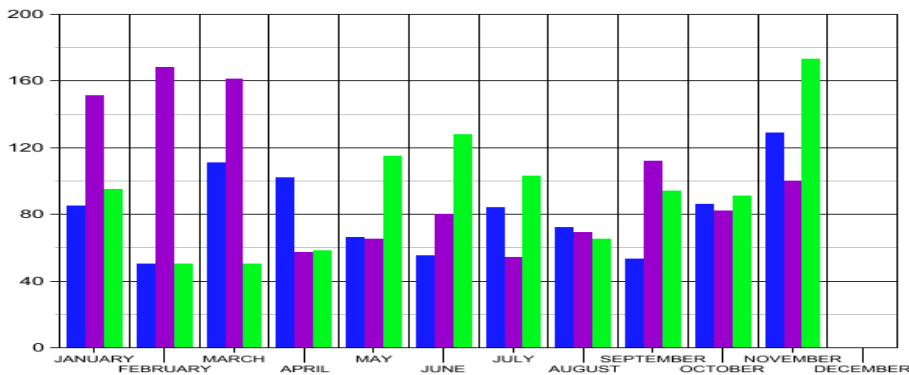
CALLS

2021—24,452 2022—24,367 2023—24,013



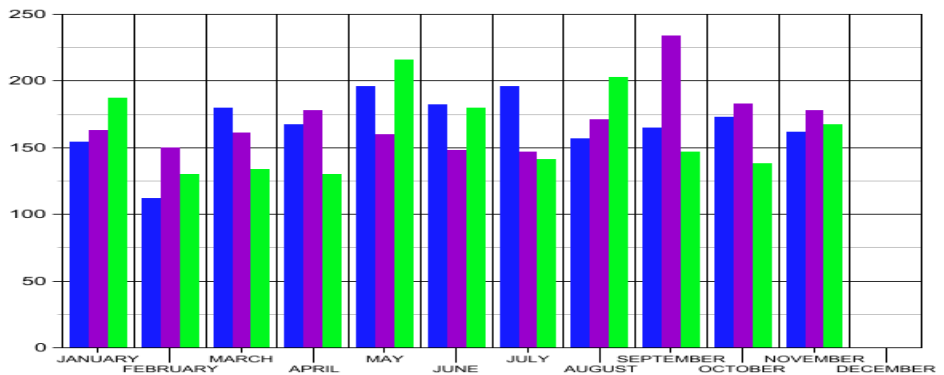
OFFENSES

2021—888 2022—709 2023—669



CITATIONS

2021—893 2022—1,099 2023—1,022



ARREST

2021—1,844 2022—1,873 2023—1,773

Crossville Fire Dept.

Crossville, TN

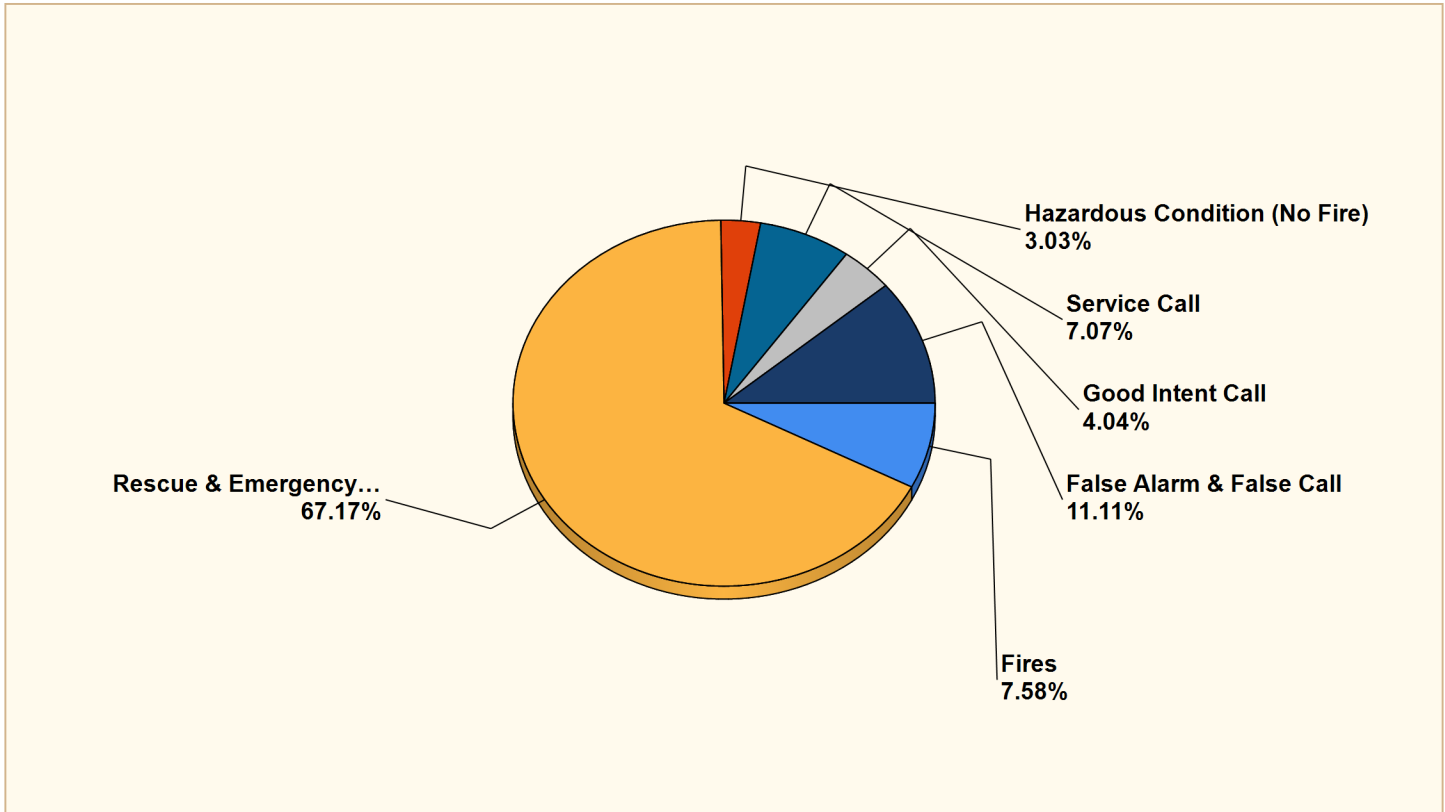
This report was generated on 12/1/2023 9:20:52 AM

CROSSVILLE



Breakdown by Major Incident Types for Date Range

Zone(s): All Zones | Start Date: 11/01/2023 | End Date: 11/30/2023



MAJOR INCIDENT TYPE	# INCIDENTS	% of TOTAL
Fires	15	7.58%
Rescue & Emergency Medical Service	133	67.17%
Hazardous Condition (No Fire)	6	3.03%
Service Call	14	7.07%
Good Intent Call	8	4.04%
False Alarm & False Call	22	11.11%
TOTAL	198	100%

Only REVIEWED and/or LOCKED IMPORTED incidents are included. Summary results for a major incident type are not displayed if the count is zero.



Detailed Breakdown by Incident Type

INCIDENT TYPE	# INCIDENTS	% of TOTAL
100 - Fire, other	1	0.51%
111 - Building fire	3	1.52%
118 - Trash or rubbish fire, contained	2	1.01%
131 - Passenger vehicle fire	3	1.52%
140 - Natural vegetation fire, other	2	1.01%
141 - Forest, woods or wildland fire	1	0.51%
142 - Brush or brush-and-grass mixture fire	2	1.01%
162 - Outside equipment fire	1	0.51%
311 - Medical assist, assist EMS crew	7	3.54%
320 - Emergency medical service, other	2	1.01%
321 - EMS call, excluding vehicle accident with injury	105	53.03%
322 - Motor vehicle accident with injuries	14	7.07%
324 - Motor vehicle accident with no injuries.	4	2.02%
355 - Confined space rescue	1	0.51%
411 - Gasoline or other flammable liquid spill	2	1.01%
412 - Gas leak (natural gas or LPG)	1	0.51%
442 - Overheated motor	1	0.51%
445 - Arcing, shorted electrical equipment	1	0.51%
460 - Accident, potential accident, other	1	0.51%
551 - Assist police or other governmental agency	3	1.52%
561 - Unauthorized burning	11	5.56%
600 - Good intent call, other	2	1.01%
611 - Dispatched & cancelled en route	2	1.01%
631 - Authorized controlled burning	1	0.51%
651 - Smoke scare, odor of smoke	3	1.52%
700 - False alarm or false call, other	4	2.02%
711 - Municipal alarm system, malicious false alarm	1	0.51%
730 - System malfunction, other	1	0.51%
735 - Alarm system sounded due to malfunction	2	1.01%
740 - Unintentional transmission of alarm, other	1	0.51%
743 - Smoke detector activation, no fire - unintentional	3	1.52%
745 - Alarm system activation, no fire - unintentional	10	5.05%
TOTAL INCIDENTS:	198	100%

Only REVIEWED and/or LOCKED IMPORTED incidents are included. Summary results for a major incident type are not displayed if the count is zero.



Crossville Fire Dept.

Crossville, TN

This report was generated on 12/1/2023 9:34:07 AM

CROSSVILLE



Events per Event Type for Date Range (Landscape)

Start Date: 11/01/2023 | End Date: 11/30/2023

EVENT TYPE	DATE	EVENT NAME	CATEGORY	LOCATION	HOURS	PARTICIPANTS
Parade						
	11/04/2023	Veterans Day Parade	Public Relations / Education	CCHS 660 Stanley St	1.5	
Total Hours for Parade:					1.5	
Presentation						
	11/05/2023	Field Of Honor Veatrans Event	Public Relations / Education	Garrison Park	2.25	Jeremy Mangas
	11/11/2023	Veterans Day	Public Relations / Education	Veterans Memorial	2.5	Kevin Edwards , Dylan Horn, Richard Tinch
Total Hours for Presentation:					4.75	
EMS Training						
	11/06/2023	LifeFlight Vandy Training	Training and Education	Palace Theatre 72 S Main St	6	Jeff Connell , Jake DeRossett, Trevor Gibson, Tim Johnson, Kaleb Menzel, Phillip Phipps, David Smith , Chris South, Patrick South, Travis Winningham, Brian Wyatt
	11/27/2023	Medical Certification CEUs	Training and Education	Cumberland County Fire Department	4	Gary Blaylock, Jeff Connell , Trevor Gibson, Tim Johnson, Kaleb Menzel, Billy Phipps , Travis Winningham, Brian Wyatt
Total Hours for EMS Training:					10	
Meeting						
	11/07/2023	Work Session	Administration	392 N Main St Crossville Tn	1	Chris South
	11/08/2023	UAC Meeting	Administration	42 Southbend Dr	1	Chris South
	11/09/2023	EMS Meeting	Administration	84 Southbend Dr Crossville Tn	1	Terry Potter, Chris South

Only LOCKED events included.



emergencyreporting.com

Doc Id: 753

Page # 1 of 2

EVENT TYPE	DATE	EVENT NAME	CATEGORY	LOCATION	HOURS	PARTICIPANTS
	11/14/2023	Council Meeting	Administration	392 N Main St Crossville Tn	1	Chris South
	11/14/2023	VEC w/ Ty Retcliff	Administration		1	Terry Potter
	11/28/2023	Staff Meeting	Administration	392 N Main St Crossville Tn	0.5	Terry Potter

Total Hours for Meeting: 5.5

Fire Inspection

	11/13/2023	Monthly Fire Extinguisher City Hall / Airport	Fire Inspections	392 N Main St Crossville Tn	1	
	11/13/2023	Alarm Test for Southeast Retina	Fire Inspections	2980 Cook Rd	1	Tim Johnson

Total Hours for Fire Inspection: 2

Fire Safety Event

	11/14/2023	Station 1 Tour w/ scouts	Public Relations / Education	141 Henry St	1	Jeremy Mangas
--	------------	--------------------------	---------------------------------	--------------	---	---------------

Total Hours for Fire Safety Event: 1

Only LOCKED events included.



Crossville Fire Dept.

Crossville, TN

This report was generated on 12/1/2023 9:20:07 AM

CROSSVILLE



Personnel and Events for Event Type for Event Category for Date Range

Event Categories: All Event Categories | Event Type(s): All Event Types | Start Date: 11/01/2023 | End Date: 11/30/2023

DATE	EVENT NAME	CATEGORY	LOCATION	HOURS
11/04/2023	Veterans Day Parade	Public Relations / Education	CCHS 660 Stanley St	1.5
11/05/2023	Field Of Honor Veatrans Event Jeremy Mangas	Public Relations / Education	Garrison Park	2.25
11/06/2023	LifeFlight Vandy Training Brian Wyatt, Chris South, David Smith , Jake DeRossett, Jeff Connell , Kaleb Menzel, Patrick South, Phillip Phipps, Tim Johnson, Travis Winningham, Trevor Gibson	Training and Education	Palace Theatre 72 S Main St	6
11/07/2023	Work Session Chris South	Administration	392 N Main St Crossville Tn	1
11/08/2023	UAC Meeting Chris South	Administration	42 Southbend Dr	1
11/09/2023	EMS Meeting Chris South, Terry Potter	Administration	84 Southbend Dr Crossville Tn	1
11/11/2023	Veterans Day Dylan Horn, Kevin Edwards , Richard Tinch	Public Relations / Education	Veterans Memorial	2.5
11/13/2023	Monthly Fire Extinguisher City Hall / Airport	Fire Inspections	392 N Main St Crossville Tn	1
11/13/2023	Alarm Test for Southeast Retina Tim Johnson	Fire Inspections	2980 Cook Rd	1
11/14/2023	VEC w/ Ty Retcliff Terry Potter	Administration		1
11/14/2023	Council Meeting Chris South	Administration	392 N Main St Crossville Tn	1
11/14/2023	Station 1 Tour w/ scouts Jeremy Mangas	Public Relations / Education	141 Henry St	1
11/27/2023	Medical Certification CEUs Billy Phipps , Brian Wyatt, Gary Blaylock, Jeff Connell , Kaleb Menzel, Tim Johnson, Travis Winningham, Trevor Gibson	Training and Education	Cumberland County Fire Department	4
11/28/2023	Staff Meeting Terry Potter	Administration	392 N Main St Crossville Tn	0.5

List of events in chronological order for given Category and Type. Displays participants, location, and duration.



Crossville Fire Dept.

Crossville, TN

This report was generated on 12/1/2023 9:22:19 AM

CROSSVILLE



Daily Log Items per Activity Code for Date Range with Personnel

Activity Codes: Water Log - Commercial Water Log | Start Date: 11/01/2023 | End Date: 11/30/2023

Water Log - Commercial Water Log

START DATE	END DATE	DURATION (hh:mm)	STATION	APPARATUS	PERSONNEL	NOTES
11/06/2023 05:56:00	11/06/2023 05:56:00	0:00	ST1 - CFD Station 1		Mangas, Jeremy	Rogers Group 800 Gallons
11/06/2023 12:00:00	11/06/2023 12:00:00	0:00	ST2 - CFD Station 2		Phipps, Phillip	Rogers Group 800 gals
11/09/2023 06:41:00	11/09/2023 06:41:00	0:00			Blaylock, Gary Jr	Roger's Group 800 Gallons
11/11/2023 06:25:00	11/11/2023 06:25:00	0:00	ST2 - CFD Station 2		Smith , Thomas	Rodgers Group 500 gal
11/13/2023 06:23:00	11/13/2023 06:23:00	0:00	ST2 - CFD Station 2		Phipps, Phillip	Rogers Group 725 gallons
11/15/2023 09:11:00	11/15/2023 09:11:00	0:00	ST2 - CFD Station 2		Phipps, Phillip	Amanda Waldo 230 gallons 931-200-4405
11/15/2023 12:48:00	11/15/2023 12:48:00	0:00	ST2 - CFD Station 2		Phipps, Phillip	CHW 500 gallons 931-265-4678
11/15/2023 14:29:00	11/15/2023 14:29:00	0:00	ST2 - CFD Station 2		Phipps, Phillip	CHW 500 gallons
11/15/2023 15:11:00	11/15/2023 15:11:00	0:00	ST2 - CFD Station 2		Phipps, Phillip	CHW 500 gallons
11/16/2023 06:16:00	11/16/2023 06:16:00	0:00	ST1 - CFD Station 1		Mangas, Jeremy	Rogers group 800 gallons
11/17/2023 07:04:00	11/17/2023 07:04:00	0:00			Blaylock, Gary Jr	Roger's Group 700 gal
11/20/2023 06:43:00	11/20/2023 06:43:00	0:00			Blaylock, Gary Jr	Roger's Group 800 gallon's
11/20/2023 09:15:00	11/20/2023 09:15:00	0:00			Blaylock, Gary Jr	Walker Construction and Fencing 1000 Gallons
11/22/2023 08:14:00					Tinch, Richard	CHW 200 gal
						Total Items: 14
						Grand Total Items: 14

Displays all Daily Log Items with personnel list for DATE RANGE and ACTIVITY CODE, grouped by Activity Code



	Consumption	Water loss - flushing	Water loss - leaks	Water loss-fire fighting	Total Internal Use	Unaccounted-for Water	Pumped Water	LOSS %
2022								
January	96,480,200	81,734	1,193,520	26,300	1,301,554	19,108,113	116,889,867	16%
February	85,713,300	90,186	6,599,655	18,800	6,708,641	8,226,759	100,648,700	8%
March	99,417,600	50,686	1,768,173	6,250	1,825,109	7,587,191	108,829,900	7%
April	91,940,100	532,444	1,085,494	29,850	1,647,788	14,340,712	107,928,600	13%
May	92,160,900	272,159	5,094,446	1,450	5,368,055	29,512,045	127,041,000	23%
June	102,704,000	287,416	3,408,224	19,600	3,715,240	27,613,460	134,032,700	21%
July	103,880,600	235,854	5,925,760	18,000	6,179,614	18,664,386	128,724,600	14%
August	97,180,200	79,705	3,369,885	12,700	3,462,291	29,121,510	129,764,000	22%
September	102,751,500	231,605	7,626,998	13,975	7,872,578	10,362,922	120,987,000	9%
October	95,489,200	278,513	2,484,770	318,545	3,081,828	9,971,462	108,542,490	9%
November	95,833,300	412,792	4,738,060	17,350	5,168,202	16,381,098	117,382,600	14%
December	89,122,200	162,695	2,323,086	8,800	2,494,581	35,381,219	126,998,000	28%
2023								
January	97,204,700	1,029,288	158,994	1,350	1,189,632	23,639,568	122,033,900	19%
February	99,352,300	280,135	929,232	53,200	1,262,567	7,113,733	107,728,600	7%
March	81,619,500	593,713	2,016,336	500	2,610,549	36,473,251	120,703,300	30%
April	81,438,000	296,889	851,118	6,700	1,154,707	38,405,193	120,997,900	32%
May	94,928,100	323,566	1,962,690	10,200	2,296,456	30,542,044	127,766,600	24%
June	101,422,500	212,007	960,264	27,800	1,200,071	28,538,929	131,161,500	22%
July	99,325,500	28,940	724,620	13,150	766,710	35,603,190	135,695,400	26%
August	105,482,100	788,301	2,702,814	13,140	3,504,255	26,023,945	135,010,300	19%
September	105,282,800	4,188,377	590,844	59,195	4,838,416	11,620,584	121,741,800	10%
October	100,558,800	11,216	1,796,884	64,150	1,872,250	22,794,380	125,225,430	18%
November	105,902,000	97,408	590,078	8,855	696,341	9,398,859	115,997,200	8%
December								
TOTAL:								
6 mos	617,973,700	5,326,251	7,365,504	186,290	12,878,044	133,979,886	764,831,630	18%
12 mos	1,161,638,500	8,012,537	15,606,960	267,040	23,886,537	305,534,893	1,491,059,930	20%

Utility Maintenance

Nov-23
Monthly Report

Locations: 367

Backflows Tested: 26

Grinder Pumps Sold: 0

Preliminary Inspections: 2

Final Inspections: 8

Replacement Pumps 0

Grinder Pumps Repairs 23

<u>Meter:</u>	Turn-Ons	38
	Turn-Offs	18
	Occupant Changes	65
	Reinstates	26
	Checks, Replacement, Repair	16
	Water Taps	10
	Main Line Leaks	4
	Service Repairs	2

Total Water Loss: 165,172.2 gallons

Sewer Taps 6

Sewer Line Repairs 4

Graves 3

<u>Pipe Installed</u>	133' of 3/4" copper
	0' of 1" copper
	0' of 2" copper
	0' of 6" PVC
	0' 12" PVC
	70' 2" PVC
	61' of 4" pvc
	0' of 3/4 PVC
	0 of 1" PVC
	0 of 4" HDPE
	0' of 2" HDPE

0' of 10" pvc

0' of 8" pvc

Monthly Summary

Replaced approximate ely 22 3/4
water meters due to meter or AMR malfunctioning
Read meters, Did service orders and customer complaints
tested 26 backflows devices
done dead end line flushing
fixed yards from leak and tap areas
done sewer line extension on goose point
extended sewer and water services on Dewey drive

Water leaks repaired:

9 Cedar Court
2008 Hwy 127 North
19 Baisley Lane
208 Forest Drive
629 Waterview Drive
Buena Vista Drive

Water Taps:

83 Gluff Avenue L.20
7 Lee Street
17 Lee Street
118 Bilbrey Street
798 Laurel Circle
337 Tennessee Avenue irrig.
67 White Oak Circle L.2 irrig.
224 Thompson Lane
116 Ivey Avenue

Sewer Taps

118 Bilbrey Street
233 Goose Point L.8
212 Thompson Lane
224 Thompson Lane
116 Ivey Avenue

Sewer Line Repairs:

146 Old Lantana Road
Interstate Drive and Cotton Patch Road
97 North Main Street

112 Fourth Street

Grinder pump finals

87 Dewey Drive

82 Broadleaf Place

81 Skyview Meadow Drive

301 Dayton Avenue

97 Skyview Meadow Drive

313 Dayton Avenue

42 Sycamore Road

141 Ramey Road

Grave Services

Barbara J. Gussow

Gregory K. Bilyue

Kathleen Marie Bagley

Next Months Forecast

Replace AMR meters & ERTs as needed

Do water & sewer taps & graves

Repair Grinder pumps & cleanings & maint. checks

Test Backflows

Hydrant testing and/or maintenance

Catch up taps when meters and yokes arrive

CATOOSA DEPARTMENT
WATER LOST
NOVEMBER 2023

MASTER PUMPS	WATER PURCHASED		
70-NORTH	12,326,660		
127 HWY	16,160,200		
GENESIS	7,891,900		
62 HWY	0		
TOTAL	36,378,760		
	WATER SOLD		
MASTER PUMP TOTALS	36,378,760		
LESS CUSTOMERS	20,182,300		
LESS 200 ACCOUNTS	6,120,400		
	10,076,060	% of Loss	28%
FIRE DEPARTMENT			
TANK CLEANING & FILLING	-		
METERED FILLING			
METERED FLUSHING	31,725		
UNMETERED FLUSHING	5,100		
UNMETERED LEAK	485,480		
BILL ADJUSTMENTS			
METERED LEAKS			
BULK SALES			
TOTAL	9,553,755	Total % Loss	26%

Facilities

Crossville Depot Meeting Room	\$2,493.45	19
Duer Field 12 (State)	\$258.75	1
Pickle Ball Court 1	\$24.84	6
Pickleball Court 2	\$31.05	8
Pickleball Court 3	\$41.40	10
Pickleball court 4	\$41.40	10
Pickleball Court 5	\$26.91	7
Pickleball Court 6	\$10.35	3
Pickleball Court 7	\$26.91	7
Pickleball Court 8	\$35.19	10
Turner Field 1	\$120.00	1
	\$3,110.25	82

POS

Palace	\$1,612.00	636
	\$1,612.00	636

Vendor

Assorted pickleball revenue	\$29.00	1
	\$29.00	1

Palace Events November 2023

PALACE-PRODUCED EVENTS	Event	Artist	# Tickets	Ticket	ACTUAL	Concessions	Sound Tech	NET
	Date	Fee	Sold	Revenue	Ticket	Revenue	Cost	P/L
AlmostBama (Ticket Split)	November 3	\$ (2,853.90)	204	\$4,880.68	\$ 4,864.40	\$ 315.00	\$ (125.00)	\$ 2,200.50
Thomas Pandolfi	November 4	\$ (2,113.88)	117	\$ 1,981.08	\$ 1,981.08	\$ 50.00	\$ (125.00)	\$ (207.80)
Open Mic Night	November 7					\$ 26.00	\$ (125.00)	\$ (99.00)
TOTALS:		\$ (4,967.78)	321	\$6,861.76	\$ 6,845.48	\$ 391.00	\$ (375.00)	\$ 1,893.70
RENTALS	EVENT DATE	RENT	# Tickets	Ticket Revenue	OUR FEES	Concessions Revenue	Sound Tech Cost	NET P/L
Jet Theatrix	Nov 13 - 18	\$ 225.00				\$ 691.00		\$ 916.00
C5 - Lisa Soland play fundraiser	November 28	\$ 350.00	61	\$ 912.48	\$ 183.00	\$ 70.00	\$ (125.00)	\$ 478.00
Highway 96 Christmas Show	November 30	\$ 575.00	64	\$ 1,626.84	\$ 356.00	\$ 100.00	\$ (125.00)	\$ 906.00
TOTALS		\$ 1,150.00	125	\$ 2,539.32	\$ 539.00	\$ 861.00	\$ (250.00)	\$ 2,300.00
OTHER	EVENT DATE	RENT	# Tickets	Ticket Revenue	NET TICKET REVENUE	Concessions Revenue	Sound Tech Cost	NET P/L
EMS Training	November 6							
Community Chorus Rehearsal	November 20					\$ 12.00		\$ 12.00
Palace 85th Birthday Open House	November 21	\$ (2,700.00)	150			\$ 58.00	\$ (125.00)	\$ (2,767.00)
Cumberland Fellowship Movie Event	November 28	\$ (225.00)	70			\$ 350.00		\$ 125.00
TOTALS:		\$ (2,925.00)	186		\$ -	\$ 420.00	\$ (125.00)	\$ (2,630.00)
TOTALS NOVEMBER:		\$ (6,742.78)	632	\$9,401.08	\$ 7,384.48	\$ 1,672.00	\$ (750.00)	\$ 1,563.70

Permits Break Down Report

	City & County Mechanical	City & County Plumbing	City Commercial	City Residential	County Commercial	County Residential	House Moving	Land Disturbance Permits	Plans Review	Sign	Not Defined	Total Permits	County Fees Paid	City Fees Paid	Total Fees Paid
July 2023	28	33	1	7	0	27	1	0	0	7	0	104	\$29,704.00	\$5,534.00	\$35,238.00
August 2023	28	36	6	9	2	29	0	3	0	4	0	117	\$35,004.00	\$9,209.00	\$44,363.00
September 2023	24	41	3	9	9	32	0	1	1	0	1	121	\$48,360.00	\$12,348.00	\$60,708.00
October 2023	43	25	5	7	1	15	0	1	5	3	3	108	\$17,277.00	\$10,872.00	\$30,632.00
November 2023	19	32	3	4	1	28	0	3	0	0	0	90	\$28,488.00	\$9,298.00	\$37,786.00
Total	142	167	18	36	13	131	1	8	6	14	4	540	\$158,833.00	\$47,261.00	\$208,727.00

Engineering Projects Report December 6, 2023

Project	Current Status	Dates
TDOT 127 South Utility Relocation	The Contractor has completed relocating the City's utilities. A final punch list will be created after the road work is completed.	Target Completion Date June 30, 2024
TDOT 127 North Utility Relocation Section 1	The utilities for this project are almost complete and the Contractor lacks about 400 feet of 6 inch water line which will be installed after a deep cut is excavated.	Target Completion Date June 30, 2025
TDOT 127 North Utility Relocation Section 4 (Fentress Cumberland County Line)	The portion of this project that is the City's water utility relocation is complete and a final punch list will be created after the road work is completed.	Target Completion Date August 31, 2026
TDOT 127 North Utility Relocation Section 2	A utility deconfliction meeting was held August 2nd 2022 and the City was informed by TDOT that the bid letting will be moved to 2025. TDOT currently has this project in the ROW phase.	Bid Letting December 8, 2023
TDOT 127 North Utility Relocation Section 3	A utility deconfliction meeting was held August 2nd 2022 and the City was informed by TDOT that the bid letting will be moved to 2025. TDOT currently has this project in the ROW phase.	Bid Letting December 8, 2023
Northwest Connector Phase 3	The utilities for this project are complete with the exception of final clean up and regrading a sewer line along Genesis.	Total Completion Date July 21, 2023 Finish from Genesis To Stout May 31, 2022
Northwest Connector Phase 2	All acquisition has been completed by the City. TDOT has certified the ROW and we are now waiting for TDOT to program the construction in the TDOT budget.	Tentative Bid Letting 2023
Interstate Drive Extension West of Genesis Road	The Engineer has the correct contact with 7-11 Speedway and has started conversation about the project. The road alignment has been finalized and a meeting is scheduled to discuss storm drainage.	
Downtown Sidewalks	We are waiting on TDOT to approve the bid.	
Old Lantana Road, County Seat and Southbend Waterline Replacement	The City has reviewed the plans and the Engineer is revising the plans. A construction start date will be established once the easements are acquired.	
Bridges for Trails at Meadow Park	The bridge has been set in place. The Street Department will complete the decking and approach slabs in the coming months.	
Quail Hollow Court	The Exhibit "A" document required for the sale of the property will be updated when the Airport Layout Plan is updated.	
Main Street and Lantana Traffic Signal Replacement	The Contractor has completed the pole foundations and all underground conduit work. The current delivery schedule for materials will extend the completion of this project to December of 2023.	Completion date June 5, 2023
Fourth Street and West Avenue Traffic Signal Replacement	The City has received a draft set of ROW plans. A utility coordination meeting is forthcoming. This project has low priorities because the City will not have STP funds to fund construction for three to five years.	
Meadow Park Water Filtration Plant Sewer Project	The Engineer has created the exhibits for the easements. The City is in the process of acquiring the easements.	Schedule will be forthcoming
Raw Water Study (Meadow Park Lake Expansion)	The Davey Resource Group which will start negotiations with TDEC in January to reduce the amount of the mitigation.	
Underwood Street Sidewalk	Acquisition documents have been turned over to the City Attorney so that City Staff can negotiate the acquisitions.	
Tulip Drive Sewer Installation Airport ALP	The plans are complete and the City is awaiting the payment of the fees. The operations data collection has been completed and the data shows that the width of the runway is justified at a width of 75 feet. The Engineer has submitted an updated schedule which projects this project to be completed in April 2024.	
Industrial Blvd and Highway 127 Intersection Waterline Rehab	The contractor has installed the casing and the carrier pipe under HWY 127. They are working on the final connections on each side of the casing.	Completion date June 3, 2023
TDOT SR 1 Highway 70 Bridge Replacement (Sparta Highway) Utility Relocation	The contractor started September 11th and will have the road closed for thirteen months. The City's utility relocation will start in December of 2023.	Bid Letting December 9, 2022
TDOT SR 24 Highway 70 North Bridge Replacement Utility Relocation	The Engineer is developing the utility relocation plan. TDOT is working out clearance issues with TVA lines and this project's timeline will grow.	Bid Letting August 19, 2022 DELAYED
CoLinX Fire Pump and Tank System	The line has been capped and the tank and pump have been disconnected from the fire system. The city will start the demolition of the pump building in the coming months.	
Little Obed Pedestrian Bridge Earnest Neal Road Waterline Extension	The City was not selected for the CDBG grant last year and the City has applied again. This project is complete and will be removed from this list.	
Airport Box Hangars	The concrete floor for the 80x80 hangar (Whisper Aero) and the storm piping has been completed. The building should be delivered the week of December 18th.	
Truck Route	A resolution is on the agenda for approval.	
Airport Terminal Building	The Contractor is currently installing the roof structure.	
TDOT West Avenue Drainage Repair and Paving	TDOT is installing the headwall on the culvert and re-channelizing the stream.	
Ramey Road Sewer Extension	This project is complete and will be removed from this list.	
Demolition and removal of Buildings on Ford Property	The asbestos survey has been completed and the removal of the asbestos from the survey building and the McGinnis building will be discussed with TDEC and we will decide on the means of removal.	
ARPA Sewer I&I Project.	This project is on the agenda for the award of the bid for construction.	
Creston Road ARPA Waterline Project	The Engineers are developing the plans and specifications.	
East Ridge Sewer Extension	The developer has paid the fees and the plans have been approved by TDEC	
Private Developments		
The Gardens Phase 8 Plat 3	All roads, water and sewer are complete. The stormwater retention structures have not been completed and the City is holding a financial guarantee for this work.	
The Gardens Phase 8 Plat 4A	All roads, water and sewer are complete. The stormwater retention structures have not been completed and the City is holding a financial guarantee for this work.	
Sky View Meadow Subdivision Phase 2 & 3	All roads, water and sewer are complete. The stormwater retention structures have not been completed and the City is holding a financial guarantee for this work.	
Genesis Plaza	The water and sewer plans have been approved by the City and submitted to TDEC.	

KCSV Airport Committee Meeting FBO Report: December 6, 2023

October 2023 Fuel Flow

Jet A- 4,412
Avgas- 3,839
Total- 8,251

November 2023 Fuel Flow

Jet A –8,425gallons
Avgas –2,810 gallons
Total – 11,235 gallons

November 2022 Fuel Flow:

Jet A – 4,613 gallons
Avgas –2,616 gallons
Total – 7,229gallons

Fuel Flow in November was up 36% over October and up 55% over last November. We attribute some of this increase to being awarded a Preferred FBO status for the Corporate Aircraft Association (CAA). This is a large cooperative buying association which represents over 9000 turbine powered aircraft in the US. We believe over time this will increase fuel sales at Crossville due to the marketing power of CAA. CAA members use an app to find the nearest CAA Preferred FBO to their destination. Upper Cumberland Regional Airport is the only other CAA Preferred FBO on the Cumberland Plateau. One month does not constitute a trend but we will take a good month and monitor the impact of CAA on our fuel sales.

We transitioned flight training October 5th to Tennessee Flight Training / Chris Erlanson. They have picked up with the new high school student class. Chris and his team have integrated well with our team. We continue to support maintenance on his fleet and Johnna works with Chris as his outsourced (through Azure) based manager.

Our FAR 145 Repair Station tools and equipment have been moved from Lawrence MA to Crossville and we are now in the process of setting that up in the big hangar. We anticipate starting a heavy Phase inspection on one of our charter aircraft in January at the new maintenance hangar.

We should have our first aircraft available for charter around the 20th of December when we get final FAA check rides for the Tennessee based pilots. It will be based in Smyrna. We will be adding a jet based in Greeneville TN to the charter certificate in February.

We hope to have final hangar pricing on the 4–box hangar development in the next few weeks so we can finalize the financial and lease arrangements with the parties interested in owning the hangars. The goal would be to begin construction in the first quarter of 2024 and complete construction by June 2024.

6 Months interest in December and May

Principal payment in May

				6/30/2022	Due May		6/30/2023
				LOAN	PRINCIPLE	INTEREST	LOAN
				<u>BALANCE</u>	<u>PAYMENT</u>	<u>PAYMENT</u>	<u>BALANCE</u>
GENERAL FUND							
E-911			2024 Variable	\$ 130,000	\$ 130,000	\$ 5,800	\$ -
2020 Series A1 Bonds	2021	2037	4.00%	\$ 3,905,000	\$ 55,000	\$ 87,250	\$ 3,850,000
2020 Series B Bonds	2021	2028	4.27%	\$ 1,650,000	\$ 270,000	\$ 19,690	\$ 1,380,000
2020 Series A2 Bonds	2021	2037	3.00%	\$ 1,105,000	\$ 60,000	\$ 24,000	\$ 1,045,000
				\$ -	\$ -	\$ -	\$ -
				<u>\$ 6,790,000</u>	<u>\$ 515,000</u>	<u>\$ 136,740</u>	<u>\$ 6,275,000</u>

Water & Sewer Fund

2020 Series C Bonds	0.80534	2050	4.00%	\$ 29,360,000	\$ 560,000	\$ 681,966	\$ 28,800,000
Catoosa's Share	0.19466			\$ 5,715,218	\$ 109,010	\$ 132,752	\$ 5,606,208
				\$ 23,644,782	\$ 450,990	\$ 549,214	\$ 23,193,792
2020 Sries D Bonds		2027	4.19%	\$ 1,030,000	\$ 205,000	\$ 11,102	\$ 825,000
				<u>\$ 24,674,782</u>	<u>\$ 655,990</u>	<u>\$ 560,316</u>	<u>\$ 24,018,792</u>

CATOOSA

2020 Series C Bonds		2050	4.00%	\$ 5,715,218	\$ 109,010	\$ 132,752	\$ 5,606,208		
5/20/2021 RUD Plateau tank	40 yrs	2021	2061	1.75	\$ 873,174	\$ 15,818	\$ 15,154	\$ 857,355	mnth pmnt
4/11/2022 RUD Plateau tank	40	2061	1.5	\$ 307,519	\$ 5,722	\$ 4,574	\$ 301,796	mnth pmnt	
				<u>\$ 6,588,392</u>	<u>\$ 124,828</u>	<u>\$ 147,906</u>	<u>\$ 6,463,563</u>		

TOTALS (WATER & SEWER FUND)

\$ 31,263,174 \$ 780,818 \$ 708,222 \$ 30,482,355

TOTAL ALL FUNDS

\$ 38,053,174 \$ 1,295,818 \$ 844,962 \$ 36,757,355

