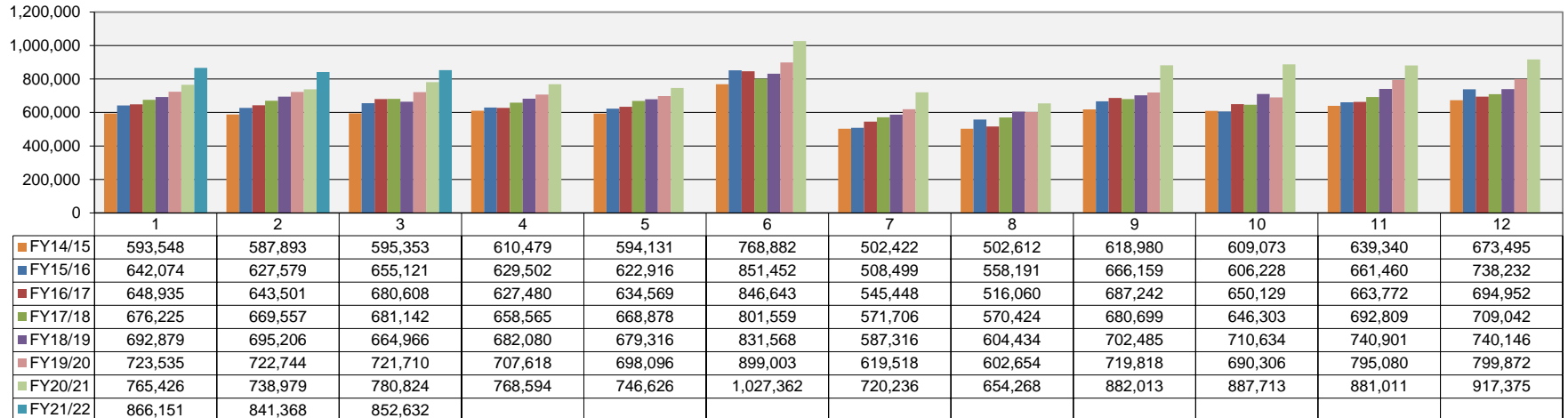
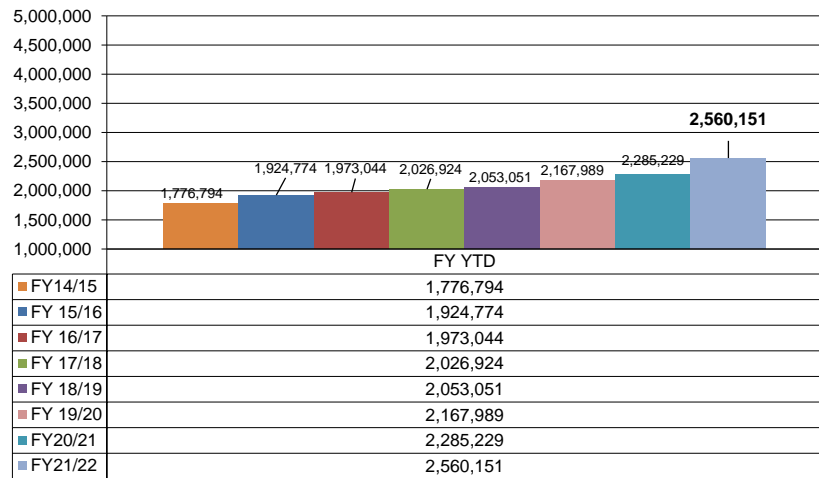


Sales Tax



Sales Tax Revenue Year-to-Date

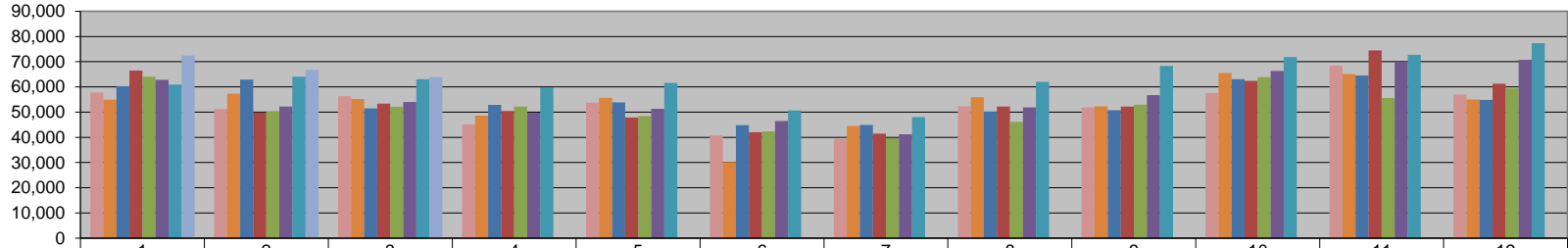


*COLLECTIONS IN THE CITY OF CROSSVILLE

State of TN Cost of Administration	1.125%	\$ 19,473.47
Net Collections (sent to Trustee's office)		\$ 1,711,501.78
Local Option Out of State Distribution		\$ 10,876.48
Trustee of Cumberland County	1%	\$ 17,115.02
Net To Be Distributed		\$ 1,705,263.24
CITY OF CROSSVILLE SPLIT		
Check to City of Crossville		\$ 852,631.62
Check to Cumberland County Board of Education		\$ 852,631.62

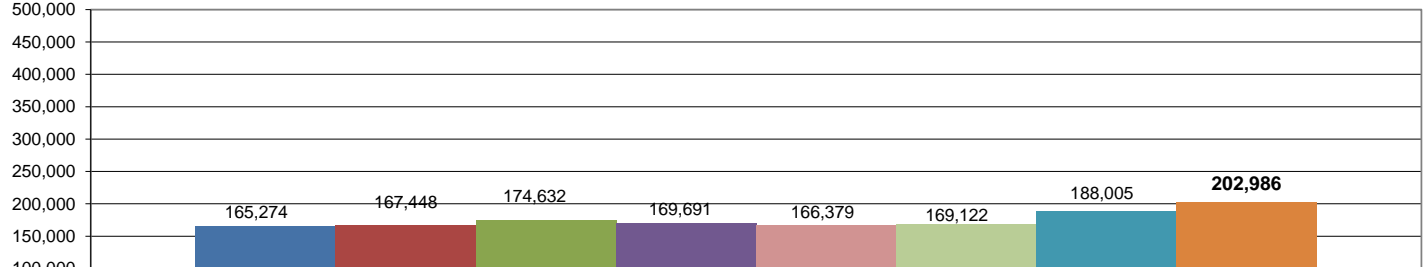
*Totals reported in November, but actually collected in September

Wholesale Beer Tax



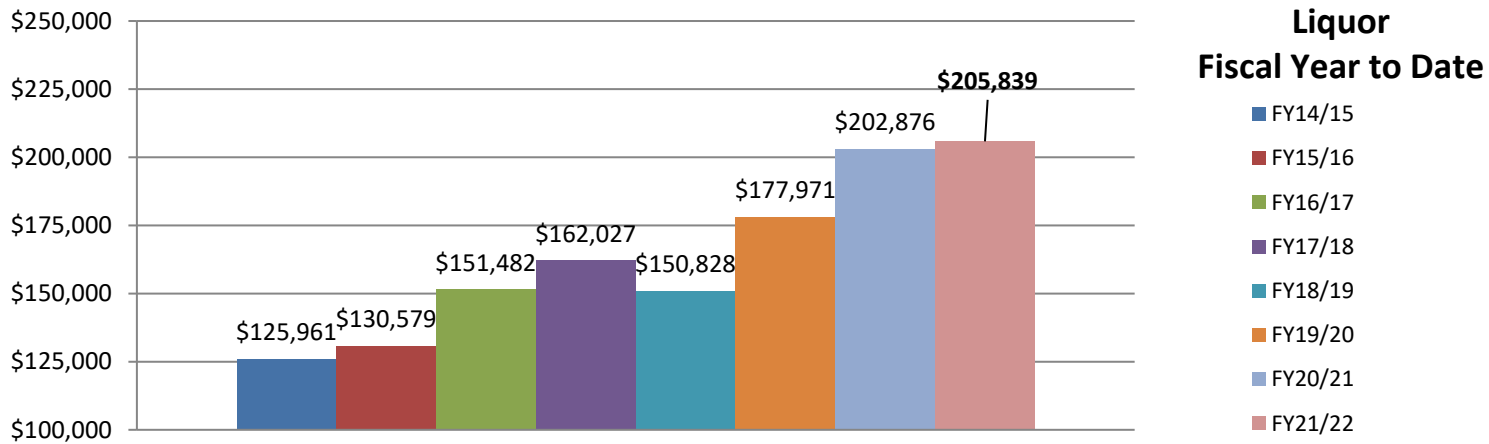
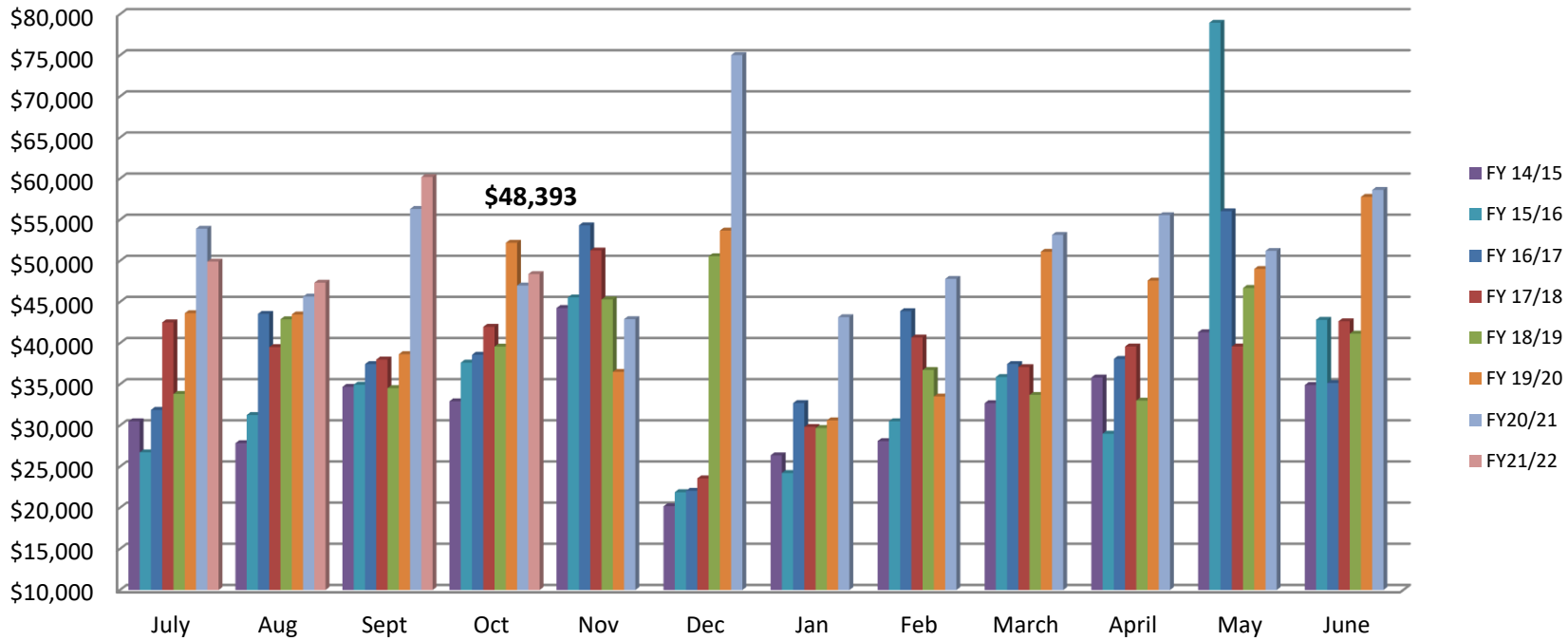
	1	2	3	4	5	6	7	8	9	10	11	12
FY14/15	57,800	51,195	56,278	45,133	53,740	40,764	39,308	52,266	51,887	57,530	68,355	57,009
FY15/16	54,939	57,328	55,181	48,596	55,690	30,239	44,517	55,910	52,279	65,528	65,097	55,042
FY16/17	60,282	62,877	51,474	52,906	53,833	44,802	44,940	50,184	50,728	63,011	64,565	54,849
FY17/18	66,488	49,858	53,345	50,387	47,876	41,990	41,453	52,248	52,251	62,422	74,463	61,278
FY18/19	64,053	50,161	52,165	52,199	48,430	42,358	39,651	46,167	52,963	63,881	55,577	59,418
FY19/20	62,827	52,249	54,046	49,788	51,283	46,487	41,202	51,919	56,731	66,366	69,966	70,772
FY20/21	60,878	64,066	63,062	59,813	61,609	50,680	48,047	61,971	68,311	71,864	72,778	77,377
FY21/22	72,388	66,750	63,848									

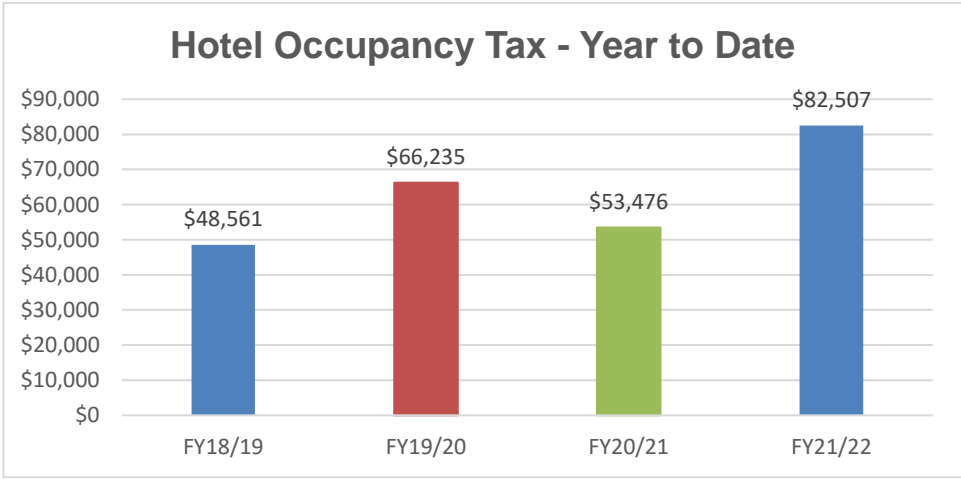
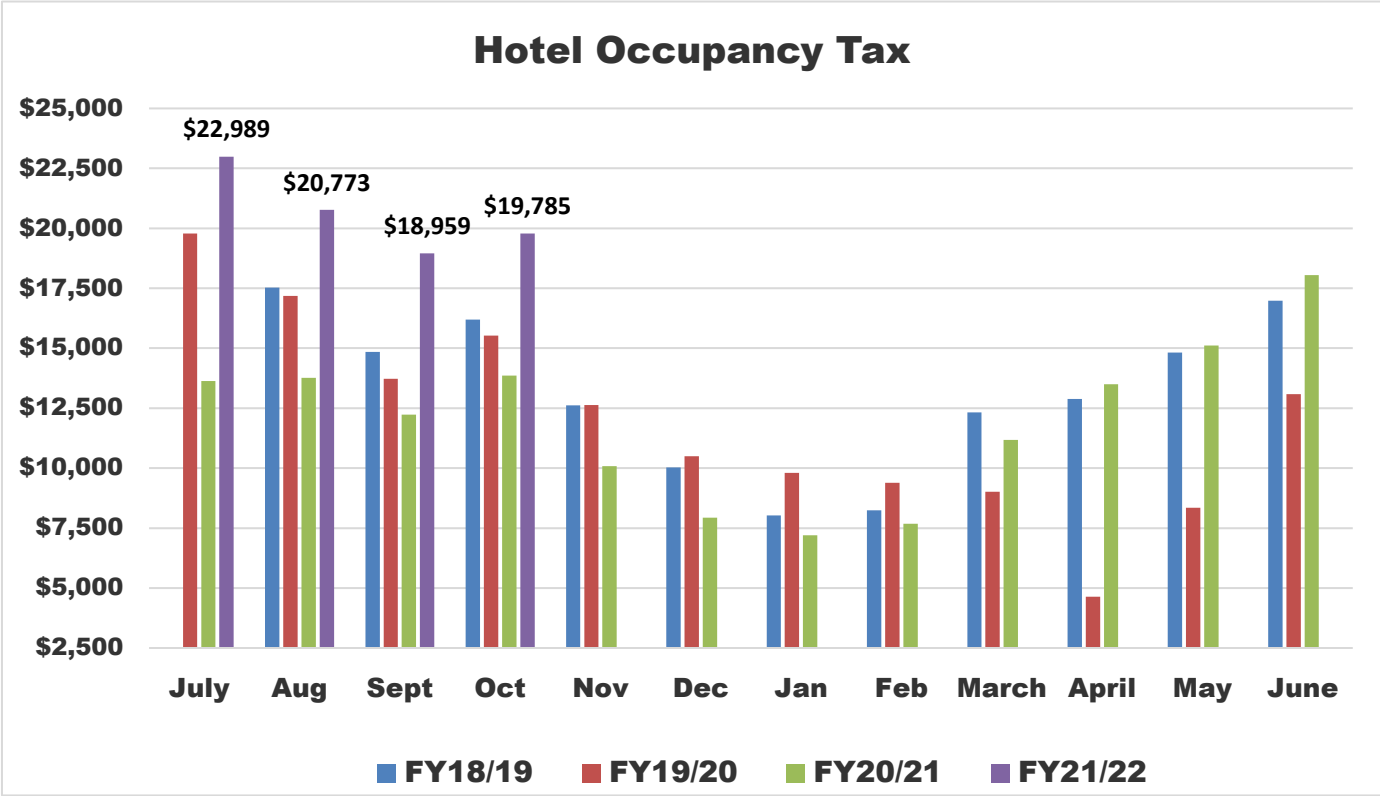
Wholesale Beer Tax Revenue Year To Date



	Fiscal Year to Date
FY 14/15	165,274
FY 15/16	167,448
FY 16/17	174,632
FY 17/18	169,691
FY 18/19	166,379
FY 19/20	169,122
FY20/21	188,005
FY21/22	202,986

Liquor Income







CROSSVILLE POLICE DEPARTMENT

STAT COMPARISONS

NOV 2021 TOTAL CALLS - 3,408

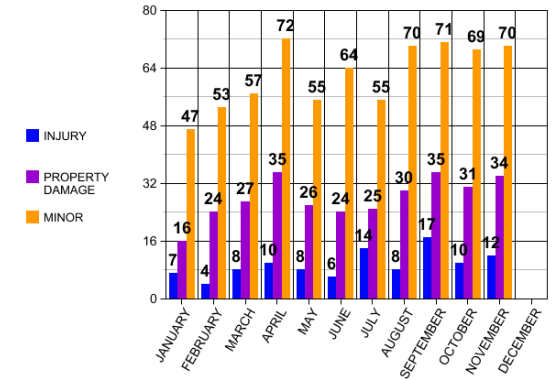
OCT 2,539 YEAR TO DATE - 24,452

SPECIAL EVENTS

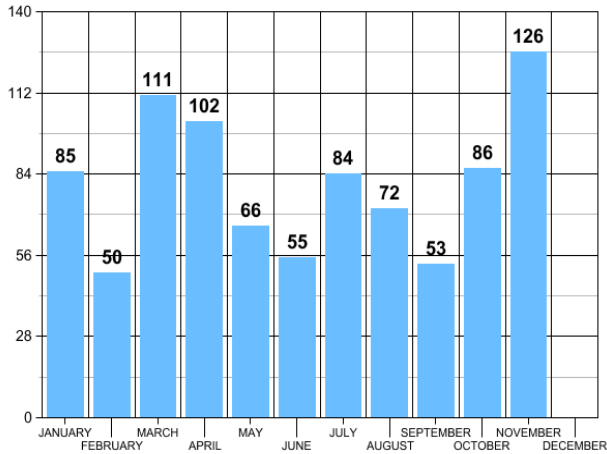
8TH GRADE CAREER FAIR

VETERANS PARADE

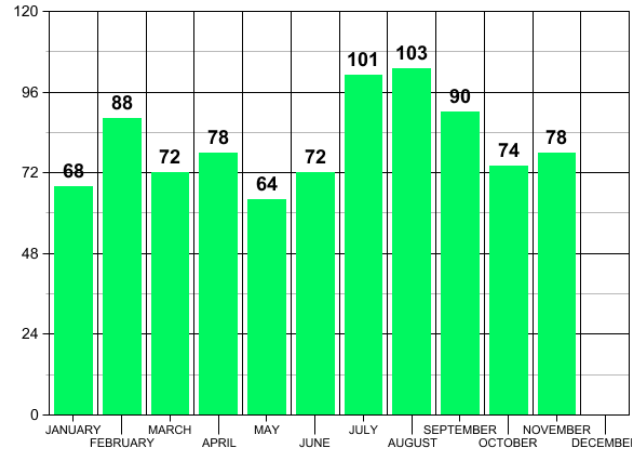
TOTAL MONTHLY ACCIDENTS



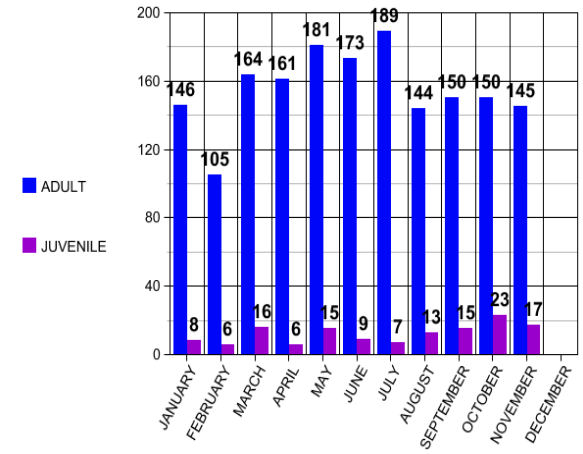
TOTAL MONTHLY CITATIONS



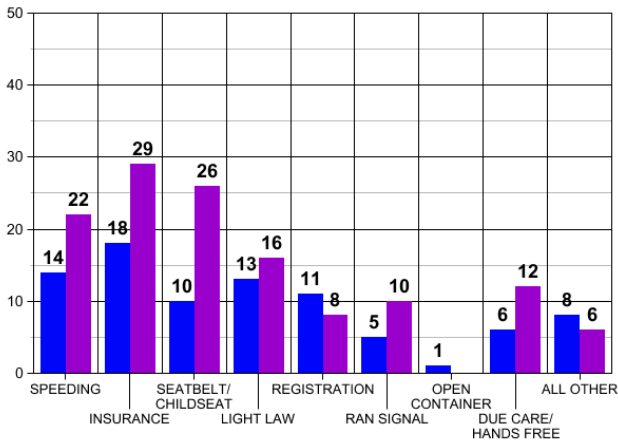
TOTAL MONTHLY OFFENSES



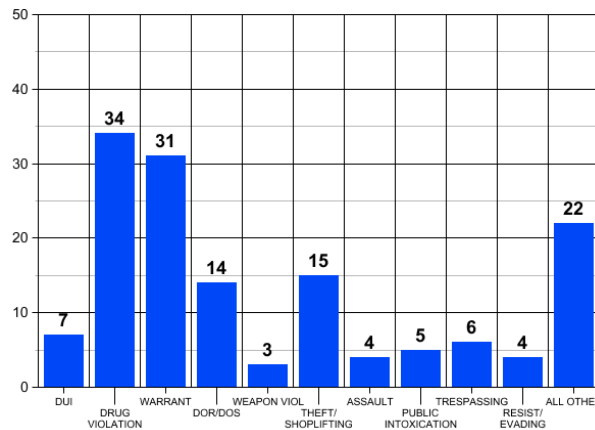
TOTAL MONTHLY ARREST



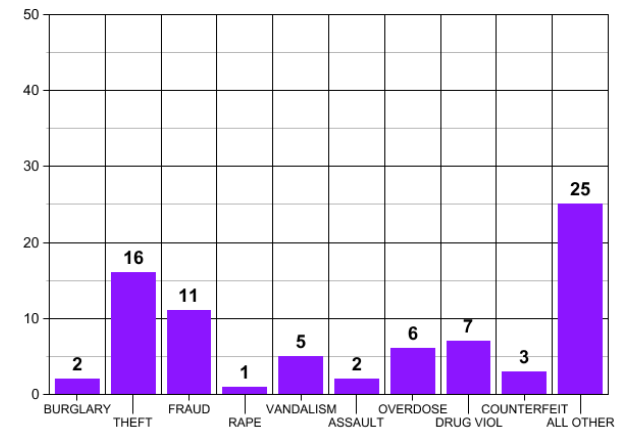
PREVIOUS MONTH CITATION COMPARISON



ARREST BY CATEGORY



OFFENSE BY CATEGORY



Monthly Stats
November 2021

CITATIONS		OFFENSES		ARRESTS	
Ran Stop Sign	5	Burglary	2	Burglary	3
Speeding	21	Theft from Building	4	Theft from Building	2
Seat belt Violation	25	Theft from Vehicle	4	Theft from Vehicle	2
Child Restraint Violation	1	Theft of Vehicle Parts	2	Theft All Other	3
No DL	1	Theft All Other	1	Fraud	1
Ran Traffic Light	5	Fraud	11	Counterfeit	1
Failure to Yield	1	Domestic Assault	1	Shoplifting	8
Registration Violation	8	Shoplifting	5	Assault	1
Light Law Violation	16	Assault	1	Domestic Assault	4
Window Tint Violation	1	Violation Bond/OP	1	Embezzlement	1
Violation of Muffler Law	1	Lost property	4	Drug Violation	20
Insurance Violation	27	Death	3	Drug Equipment	14
Improper Use of Lane	1	Rape	1	Weapons Law Violation	3
Failure to Signal	1	Drug Violation	3	Vehicle Theft	2
Due Care	5	Vehicle Theft	2	Vandalism	2
Texting while Driving	4	Counterfeit	3	DUI	7
Hands Free School Zone	3	Vandalism	5	Disorderly Conduct	2
		Overdose	6	Resisting/Evading Arrest	4
		Hit & Run	3	DOR/DOS/ No DL	14
		Forgery	2	Public Intoxication	5
		Drug Equipment	4	Criminal Trespass	6
		DOR/DOS/No DL	1	Tampering with Evidence	2
		Recovery	2	Reckless Endangerment	2
		Dog Bite	1	Violation Interlock Device	1
		Intimidation	3	Reckless Driving	2
		Embezzlement	2	Arson	2
		Identity Theft	1	Warrant	31
TOTAL	126	TOTAL	78	TOTAL	145
SPEED WARNINGS	2	JUVENILE ARRESTS		TOTAL CALLS	3408
WARNINGS	1	Assault	6	ANIMAL CONTROL CALLS	36
JUVENILE CITATIONS		Drug Violation	5	ACCIDENTS	
Speeding	1	Drug Equipment	3	Fatality	0
Insurance Violation	2	Public Intoxication	1	With Injury	12
		Vandalism	1	Without Injury	34
		Disorderly Conduct	1	Minor	70
TOTAL	3	TOTAL	17	TOTAL	116

* November 2nd participated in the Career Fair for Cumberland County 8th Graders.

* November 6th provided crowd and traffic control for the Veteran's Parade.

Crossville Fire Dept.

Crossville, TN

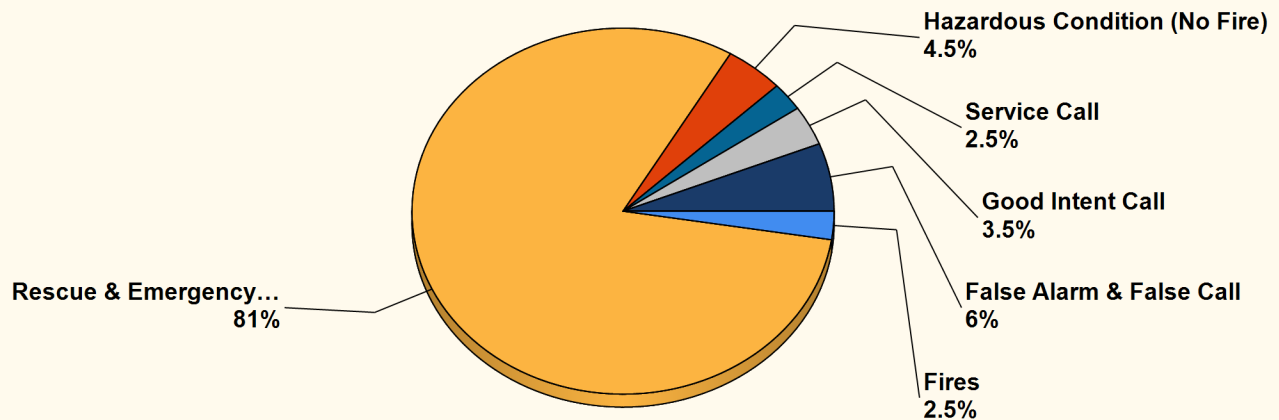
This report was generated on 12/1/2021 10:08:22 AM

CROSSVILLE



Breakdown by Major Incident Types for Date Range

Zone(s): All Zones | Start Date: 11/01/2021 | End Date: 11/30/2021



MAJOR INCIDENT TYPE	# INCIDENTS	% of TOTAL
Fires	5	2.5%
Rescue & Emergency Medical Service	162	81%
Hazardous Condition (No Fire)	9	4.5%
Service Call	5	2.5%
Good Intent Call	7	3.5%
False Alarm & False Call	12	6%
TOTAL	200	100%

Only REVIEWED and/or LOCKED IMPORTED incidents are included. Summary results for a major incident type are not displayed if the count is zero.



Detailed Breakdown by Incident Type

INCIDENT TYPE	# INCIDENTS	% of TOTAL
111 - Building fire	2	1%
116 - Fuel burner/boiler malfunction, fire confined	1	0.5%
131 - Passenger vehicle fire	1	0.5%
141 - Forest, woods or wildland fire	1	0.5%
300 - Rescue, EMS incident, other	1	0.5%
311 - Medical assist, assist EMS crew	1	0.5%
321 - EMS call, excluding vehicle accident with injury	143	71.5%
322 - Motor vehicle accident with injuries	10	5%
324 - Motor vehicle accident with no injuries.	6	3%
353 - Removal of victim(s) from stalled elevator	1	0.5%
410 - Combustible/flammable gas/liquid condition, other	1	0.5%
412 - Gas leak (natural gas or LPG)	4	2%
413 - Oil or other combustible liquid spill	1	0.5%
445 - Arcing, shorted electrical equipment	1	0.5%
462 - Aircraft standby	1	0.5%
463 - Vehicle accident, general cleanup	1	0.5%
550 - Public service assistance, other	1	0.5%
551 - Assist police or other governmental agency	1	0.5%
553 - Public service	1	0.5%
561 - Unauthorized burning	2	1%
611 - Dispatched & cancelled en route	2	1%
651 - Smoke scare, odor of smoke	5	2.5%
700 - False alarm or false call, other	1	0.5%
730 - System malfunction, other	1	0.5%
733 - Smoke detector activation due to malfunction	1	0.5%
735 - Alarm system sounded due to malfunction	2	1%
743 - Smoke detector activation, no fire - unintentional	3	1.5%
745 - Alarm system activation, no fire - unintentional	3	1.5%
746 - Carbon monoxide detector activation, no CO	1	0.5%
TOTAL INCIDENTS:	200	100%

Total Burn Permits for November 2021

265

Only REVIEWED and/or LOCKED IMPORTED incidents are included. Summary results for a major incident type are not displayed if the count is zero.



Crossville Fire Dept.

Crossville, TN

This report was generated on 12/1/2021 10:06:00 AM

CROSSVILLE



Daily Log Items per Activity Code for Date Range with Personnel

Activity Codes: MD1- Assist Other Agencies - MD1 assisting other agencies, MD1-Advanced Treatment - MD1 Advanced Treatment/Availability, MD1-Medical Direction and QA - MD1-Medical Direction, Instruction and Quality Assurance, MD1-Other activity - MD1-other activity-description in Notes, MD1-Safety and Rehab - MD1 Safety Officer and Rehab Management and 2 more | Start Date: 11/01/2021 | End Date: 11/30/2021

MD1-Medical Direction and QA - MD1-Medical Direction, Instruction and Quality Assurance

START DATE	END DATE	DURATION (hh:mm)	STATION	APPARATUS	PERSONNEL	NOTES
11/22/2021 10:36:00	11/22/2021 10:50:00	0:14	ST1 - CFD Station 1		Fox, Mark A	Responded to CCHS for structure fire
						Total Items: 1

MD1-Triage - MD1 Treatment, Triage, Disposition Determination

START DATE	END DATE	DURATION (hh:mm)	STATION	APPARATUS	PERSONNEL	NOTES
11/25/2021 09:50:00	11/25/2021 10:09:00	0:19	ST1 - CFD Station 1		Fox, Mark A	2 vehicle MVC 70 West. 4 occupants. Triage/direct patient care.
						Total Items: 1

Water Log - Commercial Water Log

START DATE	END DATE	DURATION (hh:mm)	STATION	APPARATUS	PERSONNEL	NOTES
11/02/2021 13:45:00	11/02/2021 13:45:00	0:00			Mangas, Jeremy	Mastec 800 Gallons of water
11/03/2021 10:57:00	11/03/2021 10:57:00	0:00			Stone, Kenneth	Mas-Tec 1700 gallons
11/05/2021 22:44:00	11/05/2021 22:44:00	0:00	ST1 - CFD Station 1		Hall, Jennifer A	278 Mockingbird Dr building fire 2000
11/06/2021 20:50:00	11/06/2021 20:50:00	0:00	ST1 - CFD Station 1		Hall, Jennifer A	300 Mockingbird Dr Vehicle Fire 500 gallons
11/09/2021 10:26:00					Hutson, Braxton	MasTec 219600-221400 1800 gallon 6063923439
11/11/2021 08:56:00	11/11/2021 08:56:00	0:00			Mangas, Jeremy	Mastec 221,400 start 222,100 ending 700 gallons
11/11/2021 10:32:00	11/11/2021 10:32:00	0:00			Mangas, Jeremy	Mastec 222,100 Start 223,400 Ending 1300 Gallons
11/11/2021 12:24:00	11/11/2021 12:24:00	0:00	ST1 - CFD Station 1		Hall, Jennifer A	763 Cook Rd Brush fire approx 250 gallons of water used
11/15/2021 10:33:00	11/15/2021 10:33:00	0:00			Stone, Kenneth	Mastec 700 Gallons
11/16/2021 08:00:00	11/16/2021 08:01:00	0:01			Vance, Thomas	Mastec 224100-226200
11/16/2021 16:00:00	11/16/2021 16:01:00	0:01			Vance, Thomas	J hicks 225900- 226200

Displays all Daily Log Items with personnel list for DATE RANGE and ACTIVITY CODE, grouped by Activity Code



11/17/2021 16:48:00	11/17/2021 16:48:00	0:00			Welch, Ted A	J. Hicks Start reading 226500 End reading 226800 Gallons 300
11/22/2021 09:27:00	11/22/2021 09:27:00	0:00			Wyatt, Brian	Mac Tech 750 Gallons
11/29/2021 08:00:00	11/29/2021 08:15:00	0:15			Welch, Ted A	Mastec 1000 gallons water.
11/29/2021 14:09:00	11/29/2021 14:09:00	0:00			Mangas, Jeremy	Mastec 1000 Gallons

Total Items: 15
Grand Total Items: 17

Displays all Daily Log Items with personnel list for DATE RANGE and ACTIVITY CODE, grouped by Activity Code



Water Loss Report

	Consumption	Water loss - flushing	Water loss - leaks	Water loss-fire fighting	Total Internal Use	Unaccounted-for Water	Pumped Water	LOSS %
2018								
January	88,114,500	1,978,358	1,272,890	60,000	3,311,248	40,696,952	132,122,700	31%
February	92,164,600	5,904	3,749,588	65,000	3,820,492	9,054,908	105,040,000	9%
March	80,217,300	34,375	1,929,024	145,000	2,108,399	29,884,501	112,210,200	27%
April	80,489,000	86,729	1,233,996	2,000	1,322,425	26,231,575	108,043,000	24%
May	83,464,600	681,483	429,676		1,111,159	33,736,841	118,312,600	29%
June	93,994,400	152,880	2,693,928		2,846,808	16,951,792	113,793,000	15%
July	92,933,800	461,753	1,124,995		1,586,748	27,013,152	121,533,700	22%
August	94,724,300	47,115	11,949,329	2,000	11,998,444	23,857,600	118,581,900	20%
September	103,519,000	423,299	1,487,856	5,100	1,916,255	5,352,745	110,788,000	5%
October	87,432,600	541,673	2,244,551	2,600	2,788,824	23,625,476	113,846,900	21%
November	90,719,700	58,772	2,161,156		2,219,928	16,188,372	109,128,000	15%
December	85,827,100	141,659	2,230,374	4,500	2,376,533	26,819,267	115,022,900	15%
2019								
January	78,615,200	45,193	1,231,332		1,276,525	37,433,475	117,325,200	32%
February	83,850,700	120,407	3,630,186		3,750,593	25,387,707	112,989,000	22%
March	79,635,900	117,534	2,566,872		2,684,226	40,751,574	123,071,700	33%
April	84,372,600	240,891	2,674,092	7,100	2,922,083	31,045,317	118,340,000	26%
May	85,946,000	163,822	4,683,636	109,500	4,956,958	45,210,942	136,113,900	33%
June	96,622,200	98,995	7,626,119	30,000	7,755,114	17,662,086	122,039,400	14%
July	104,717,400	117,626	2,750,076	4,400	2,867,702	19,618,398	127,203,500	15%
August	101,985,200	263,684	4,797,924	20,100	5,081,708	22,690,792	129,757,700	17%
September	104,149,900	222,064	3,880,278	7,300	4,109,642	16,773,458	125,033,000	13%
October	107,018,600	460,042	9,481,866	4,600	9,946,508	10,778,662	127,743,770	8%
November	102,271,900	391,315	4,385,586	9,300	4,786,201	14,637,899	121,696,000	12%
December	96,686,300	5,058	2,837,604	950	2,843,612	25,236,088	124,766,000	20%
2020								
January	95,899,500	6,628	823,986	2,450	833,064	29,235,836	125,968,400	23%
February	90,749,900	551,076	604,800		1,155,876	32,725,224	124,631,000	26%
March	84,635,300	60,841	1,827,840	300	1,888,981	47,772,019	134,296,300	36%
April	92,557,600	133,183	2,583,380	11,800	2,728,363	32,148,037	127,434,000	25%
May	92,340,000	212,101	385,560	17,665	615,326	44,614,374	137,569,700	32%
June	85,846,200	74,274	10,704,500	25,100	10,803,874	68,372,926	165,023,000	41%
July	115,477,600	446,221	1,120,603	6,800	1,573,624	28,362,876	145,414,100	20%
August	109,086,400	513,221	1,932,348	2,500	2,448,069	28,871,931	140,406,400	21%
September	100,754,500	252,799	4,889,306	2,800	5,144,905	27,742,595	133,642,000	21%
October	103,217,700	443,299	2,383,288		2,826,587	27,526,313	133,570,600	21%
November	97,787,500	341,529	4,613,397	7,200	4,962,666	27,857,934	130,608,100	21%
December	103,603,600	2,701,131	11,389,734	4,900	14,095,765	12,724,235	130,423,600	10%
2021								
January	93,463,400	22,070	7,649,781	5,800	7,677,651	27,692,849	128,833,900	21%
February	94,206,800	78,088	2,356,689		2,434,777	20,589,923	117,231,500	18%
March	94,540,400	40,343	3,181,332	50,000	3,271,675	27,561,625	125,373,700	22%
April	86,949,700	133,423	1,802,149	9,000	1,944,572	25,838,128	114,732,400	23%
May	101,064,800	44,602	11,929,620	5,730	11,979,952	14,773,648	127,818,400	12%
June	112,233,100	471,537	4,288,911	3,200	4,763,648	8,284,552	125,281,300	7%
July	107,026,900	111,999	2,235,582	15,500	2,363,081	13,768,719	123,158,700	11%
August	103,218,000	671,324	3,817,170	120,300	4,608,794	17,637,706	125,464,500	14%
September	115,996,500	119,932	3,178,193	725	724,475	1,888,425	118,609,400	2%
October	104,282,500	56,059	3,100,908	3,100	3,160,067	9,959,133	117,401,700	8%
November	103,687,800	125,744	2,893,068	15,200	3,034,012	2,342,088	109,063,900	2%
December								
TOTAL:								
6 mos	646,444,800	1,556,595	19,513,832	158,025	18,654,077	53,880,623	718,979,500	7%
12 mos	1,220,273,500	4,576,252	57,823,137	233,455	60,058,469	183,061,031	1,463,393,000	13%

Utility Maintenance

Nov-21 Monthly Report

Locations: 343

Backflows Tested: 27

Grinder Pumps Sold: 8

Preliminary Inspections: 3

Final Inspections: 6

Replacement Pumps 1

Grinder Pumps Repairs 21

<u>Meter:</u>	Turn-Ons	23
	Turn-Offs	29
	Occupant Changes	95
	Reinstates	28
	Checks, Replacement, Repair	72
	Water Taps	4
	Main Line Leaks	8
	Service Repairs	8

Total Water Loss: 2,073,528.8 gals.

Sewer Taps 5

Sewer Line Repairs 0

Graves 5

<u>Pipe Installed</u>	109' of 3/4" copper
	104' of 6" PVC
	85' of 4" PVC
	50' of 1" copper
	144' of 2" HDPE
	155' of 2" PVC

Monthly Summary

Replaced approximately 35 - 3/4" water meters due to meter or AMR malfunctioning
Read meters, Did service orders and customer complaints

Worked on and/or replaced malfunctioning meter ERTs - 60W's, 80WI's
Grinder pump preventative maintenance, 97 cleaned/checked
Tested 27 backflows devices
Yard & Road repairs due to leaks and line installs
Retirements - Donnie Owens and Darrell Moore
Replaced booster pump at Linary Pump Station
Prepared 2" water line bypass on water line for Northside Dr. for Bojangles Project
Ordered meter vault for Buc-ee's
Fire hydrant testing & maintenance - painting, etc.

Water main leaks repaired:

1035 Sparta Dr. - 8" C.I.
67 Middlebrook Ln. - 2" PVC
348 Old Jamestown Hwy - 8" PVC
900 block of Sawmill Rd. - 6" PVC
163 Tigerlilly Rd. - 6" PVC
1461 Sparta Hwy - 6" C.I.
109 Glenwood Cir. - 6" C.I.
1282 N. Main St. - 10" C.I.

Water service leaks or repairs:

1897 Genesis Rd.
424 Highland Dr.
156 Tomlon Rd.
171 Tomlon Rd.
16 Capitol Dr.
33 Capitol Dr.
37 Capitol Dr.
65 Wells Rd. apt 4

Water Taps:

1124 Hwy 70 East
7 Vic St.
821 Hwy 68
370 Deerfield Rd.

Sewer Taps

1124 Hwy 70 East
7 Vic St.
445 Deercreek Dr.
410 Old Mail Rd.
370 Deerfield Rd.

Sewer Line Repairs:

NONE

Grinder pump finals

120 Oakmont Ct.
20 Capitol Dr.

250 Deerfield Rd.
109 Pointe Lodge
2693 Cook Rd.
2715 Cook Rd.

Grave Services

Joyce Carol Brooks
Elbert Garrison, Jr.
Ruth Ann Thornburgh
Lois Croft
Johnnie Sue Rogers

Next Months Forecast

Replace AMR meters & ERTs as needed
Do water & sewer taps & graves
Repair Grinder pumps & cleanings & maint. checks
Test Backflows
Hydrant testing and/or maintenance
Remove an hydrant and move 10" cap on Interstate Dr. for Buc-ee's Project

2021-2022 Building Permits

	County	County	City	City	City & County	City & County	Land Disturbance	Plan Sign	Plan Review	Demo	House Moving	County Fees Paid	City Fees Paid
July	19	0	7	3	24	14	0	0	0	0	1	\$17,047.00	\$10,758.00
August	38	1	13	0	46	15	9	0	1	0	0	\$42,471.00	\$8,678.50
September	23	2	12	2	34	31	4	0	0	1	0	\$29,790.00	\$14,620.00
October	30	0	4	0	35	14	3	0	0	0	0	\$31,729.00	\$4,401.50
November	28	0	10	0	36	19	2	0	0	0	0	\$32,358.00	\$8,445.50
December													
January													
February													
March													
April													
May													
June													
Total	138	3	46	5	175	93	18	0	1	1	1	\$153,395.00	\$46,903.50

Engineering Projects Report December 8, 2021

Project	Current Status	Dates
TDOT 127 South Utility Relocation	The Contract for the Engineering of the Utility Relocation is on the agenda for approval. TDOT has verbally said that they will reimburse the City for all relocation, excluding betterment. TDOT will be amending our current contract.	Bid Letting June 17, 2022
TDOT 127 North Utility Relocation Section 1	The Contractor has started installing water line.	Target Completion Date June 30, 2025
TDOT 127 North Utility Relocation Section 4 (Fentress Cumberland County Line)	All final utility plans and information have been submitted to TDOT and we are awaiting construction.	Bid Letting December 10, 2021
TDOT 127 North Utility Relocation Section 2	The Engineer has begun the preliminary design and the City has received the signed contract with TDOT.	Bid Letting December 12, 2023
TDOT 127 North Utility Relocation Section 3	The Engineer has begun the preliminary design and the City has received the signed contract with TDOT.	Bid Letting December 12, 2023
Northwest Connector Phase 3	The Contractor has started the pressure sewer installation and the installation of the gravity sewer casings at the intersection of Genesis Road and Interstate Drive.	Total Completion Date July 21, 2023 Finish from Genesis To Stout May 31, 2022
Northwest Connector Phase 2 Downtown Sidewalks	All appraisals work has been completed and the City is in the process of acquiring property. The grant has been extended. The City is in the process of acquiring the easements. The City has applied for a Multimodal Access Grant for the lighting.	Bid Letting 2023
Old Lantana Road, County Seat and Southbend Waterline Replacement	The City has reviewed the plans and the Engineer is revising the plans. A construction start date will be established once the easements are acquired.	
Bridges for Trails at Meadow Park Quail Hollow Court	The Street Department has cut the concrete abutments for the gas line installation. Once the gas line is installed the City will bid the steel bridge. The Exhibit "A" document required for the sale of the property will be updated when the Airport Layout Plan is updated during this year.	
Main Street and Lantana Traffic Signal Replacement	This project is ready to be bid and we are waiting to coordinate this project with the downtown sidewalk project.	
Fourth Street and West Avenue Traffic Signal Replacement	The Engineer is addressing the comments from the TDOT review. A utility coordination meeting is forthcoming. This project has low priorities because the City will not have STP funds to fund construction for three to five years.	
Meadow Park Water Filtration Plant Sewer Project Raw Water Study (Meadow Park Lake Expansion)	The Engineer has created the exhibits for the easements. The City is in the process of acquiring the easements. TDEC issued a Letter of Concurrence on the stream determination and we are now setting up a meeting with the Army Corp to discuss details of the performance of wetland delineations and stream quantification tool/debit tool scoring of streams.	Schedule will be forthcoming
Airport Obstruction Removal Catoosa 127 North Water Tank	The Engineering firm has the environmental document underway. The tank is complete and the TDOT contractor is currently installing the lines to the tank.	
Underwood Street Sidewalk	Acquisition documents have been turned over to the City Attorney so that City Staff can negotiate the acquisitions.	
Tulip Drive Sewer Installation Airport ALP	The plans are complete and the City is awaiting the payment of the fees. The lidar survey has been flown and the data is being processed. The City has received a draft copy of the Exhibit A (Airport property and funding map).	
Meadow Park Water Filtration Master Meters	All construction is complete and we are waiting on the meter manufacturer to set up a date for a technical start-up of the meters.	Contract Completion August 28, 2021
Industrial Blvd and Highway 127 Intersection Waterline Rehab Deer Creek Sewer	Once a funding source is identified, this project is ready to bid and advertise. HOA of Deer Creek has renewed their sewer permit and they are discussing option for connecting to the City Sewer system.	
TDOT SR 1 Highway 70 Bridge Replacement (Sparta Highway) Utility Relocation	The Engineer is developing the utility relocation plan. TDOT has contacted the City to acquire right of way from the sewer treatment plant property.	Bid Letting May 13, 2022
TDOT SR 24 Highway 70 North Bridge Replacement Utility Relocation	The Engineer is developing the utility relocation plan. TDOT is working out clearance issues with TVA lines and this project's timeline will grow.	Bid Letting August 19, 2022
CoLinx Fire Pump and Tank System 2021 CDBG	All upgrades have been completed. Capping the line to the tank is all that remains in order to disconnect the tank and the pump. CoLinx has been paid the full approved amount. The Contractor has completed all designated work shown on the plans and we are in the process of closing the project out.	
Interstate Drive Water Tank (Cotton Patch) Repainting	The tank is back in service and the close-out change order is on the December agenda.	
Meadow Park Dock Repair	The Contractor has completed all work on the dock and the City has authorized the purchase of the materials to repair the breakwater.	
Little Obed Pedestrian Bridge	The City did not receive any qualifications for the Engineering of this project. Funds for this project will be coming from a Three-Star grant awarded to the JECDB.	
Meadow Park Water Filtration Transfer Pumps	The contract has been forwarded to the contractor for bonds insurance and signatures.	
Miller Avenue Crosswalk	The Contract has been fully executed for the signal and the start date for the Contract is the first of the new year.	
Private Developments		
The Gardens Phase 8 Plat 3	The Final Plat has been approved by the Planning Commission. All utilities have been approved. Paving, base stone and curbing are remaining items to be completed.	
The Gardens Phase 8 Plat 4	The Final Plat has been approved by the Planning Commission. All utilities have been approved. Work has not started on the road.	
Collins Place Subdivision Phase 1	The Preliminary Plat has been approved by the Planning Commission. The sewer installation is remaining.	
Meadow Creek Subdivision	The Preliminary Plat has been approved by the Planning Commission. This property has been subdivided in lots larger than 5 acres and the developer did not follow the preliminary plat. This subdivision will be removed from this list.	
First Street Estate Subdivision	The Preliminary Plat has been approved by the Planning Commission. The sewer plans have been approved by TDEC.	
Sky View Meadow Subdivision Phase 2	Utility plans have been submitted to TDEC and the water plans have been approved.	

Airport Committee Meeting Report from FBO: December,2021

October Fuel Flow: 9164 gallons
Avgas: 3655 gallons
Jet A: 5509 gallons

November Fuel Flow: 8828 gallons
Avgas: 3038 gallons
Jet A: 5790 gallons

Last November Fuel Flow: 5807 gallons
Avgas: 2637 gallons
Jet A: 3440 gallons

Fuel sales were strong again in November. The monthly number was up 52% year over year. Much of the increase has to do with the impact Covid had on last year's aviation activity. We continue to see good growth in transit fuel. Across the state of Tennessee general aviation activity is strong with the economy growing. We did not see any negative impact with the rise of Covid numbers due to the Delta variant surge a few months ago.

We flew 75 hours on the flight training aircraft in Crossville in November, which was down from October. The decrease in flying had to do with marginal VFR weather days in Crossville. Demand for flight training continues to be strong as the airline industry is hiring pilots again. We will start flying with the scholarship students from Cumberland County School system in January. Yesterday (December 8) we had a signing event at the airport for the first 15 students who will start their flying lessons. It was exciting to see the students and their parents there. This is a unique program that has never been done in the state of Tennessee.

Our maintenance shop continues to run at capacity. Our maintenance shop now has 4 full time mechanics and 1 part time mechanic plus Greg Livingston. We continue to increase our customer base and I would attribute that 100% to the reputation that Greg Livingston has in the aviation community for providing excellent quality maintenance at a fair price.

CITY OF CROSSVILLE
BONDS and NOTES
(SCHEDULES ATTACHED)

6 Months interest in December and May
Principal payment in May

			11/30/2021	Due May	INTEREST	12/31/2021	
	<u>PAY</u>	<u>INT</u>	<u>LOAN</u>	<u>PRINCIPAL</u>	<u>PAYMENT</u>	<u>PAYMENT</u>	<u>LOAN</u>
GENERAL FUND	<u>OUT</u>	<u>RATE</u>	<u>BALANCE</u>	<u>PAYMENT</u>			<u>BALANCE</u>
				May-22			
E-911	2024	Variable	\$ 193,000	\$ 63,000	\$ 5,800		\$ 130,000
2020 Series A1 Bonds	2037	4.00%	\$ 3,965,000	\$ 60,000	\$ 50,727		\$ 3,905,000
2020 Series B Bonds	2028	4.27%	\$ 1,915,000	\$ 265,000	\$ 12,046		\$ 1,650,000
2020 Series A2 Bonds	2037	3.00%	\$ 1,165,000	\$ 60,000	\$ 15,112		\$ 1,105,000
			<u>\$ -</u>	<u>\$ -</u>	<u>\$ -</u>		<u>\$ -</u>
			<u>\$ 7,238,000</u>	<u>\$ 448,000</u>	<u>\$ 83,685</u>		<u>\$ 6,790,000</u>
Water & Sewer Fund							
2020 Series C Bonds	2050	4.00%	\$ 29,905,000	\$ 545,000	\$ 703,766		\$ 29,360,000
Catoosa's Share			\$ (5,821,326)	\$ (106,090)	\$ (136,995)		\$ (5,715,236)
			<u>\$ 24,083,674</u>	<u>\$ 438,910</u>	<u>\$ 566,771</u>		<u>\$ 23,644,764</u>
2020 Sries D Bonds	2027	4.19%	\$ 1,230,000	\$ 200,000	\$ 12,140		\$ 1,030,000
			<u>\$ 25,313,674</u>	<u>\$ 638,910</u>	<u>\$ 578,911</u>		<u>\$ 24,674,764</u>
CATOOSA							
2020 Series C Bonds	2050	4.00%	\$ 5,821,326	\$ 106,090	\$ 136,995		\$ 5,715,236
5/20/2021 RUD Plateau tank 40 yrs	2061	1.75	\$ 888,717	\$ 15,544	\$ 15,428		\$ 873,173
			<u>\$ 6,710,043</u>	<u>\$ 121,634</u>	<u>\$ 152,423</u>		<u>\$ 6,588,409</u>
							monthly payment
<u>TOTALS (WATER & SEWER FUND)</u>			<u>\$ 32,023,717</u>	<u>\$ 760,544</u>	<u>\$ 731,334</u>		<u>\$ 31,263,173</u>
					<u>TOTAL</u>		\$ 38,053,173

