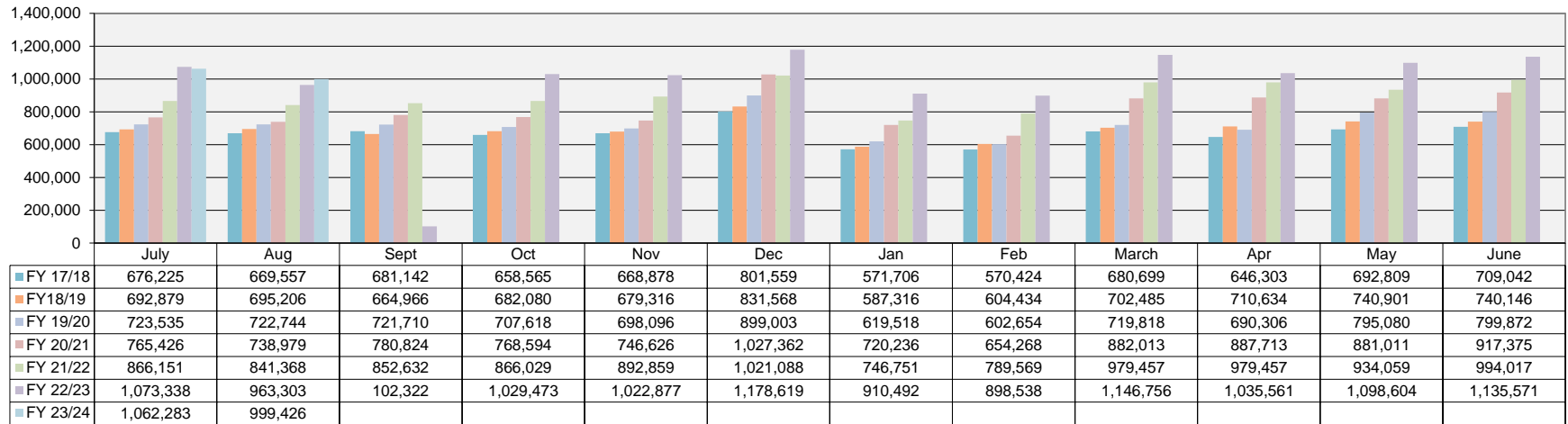
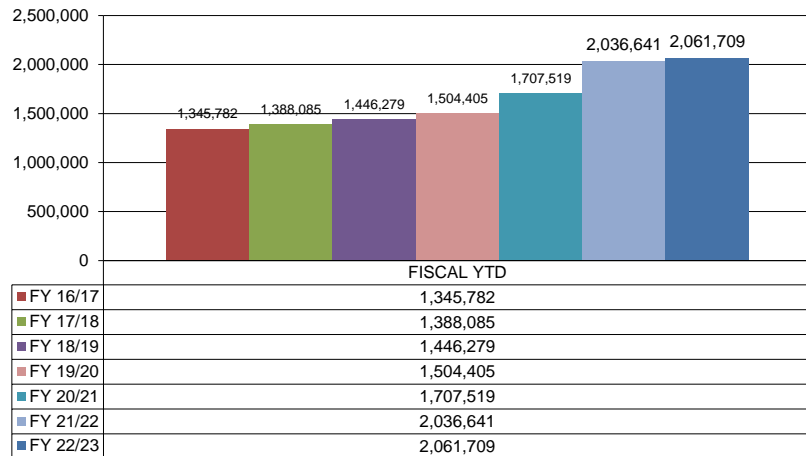


Sales Tax



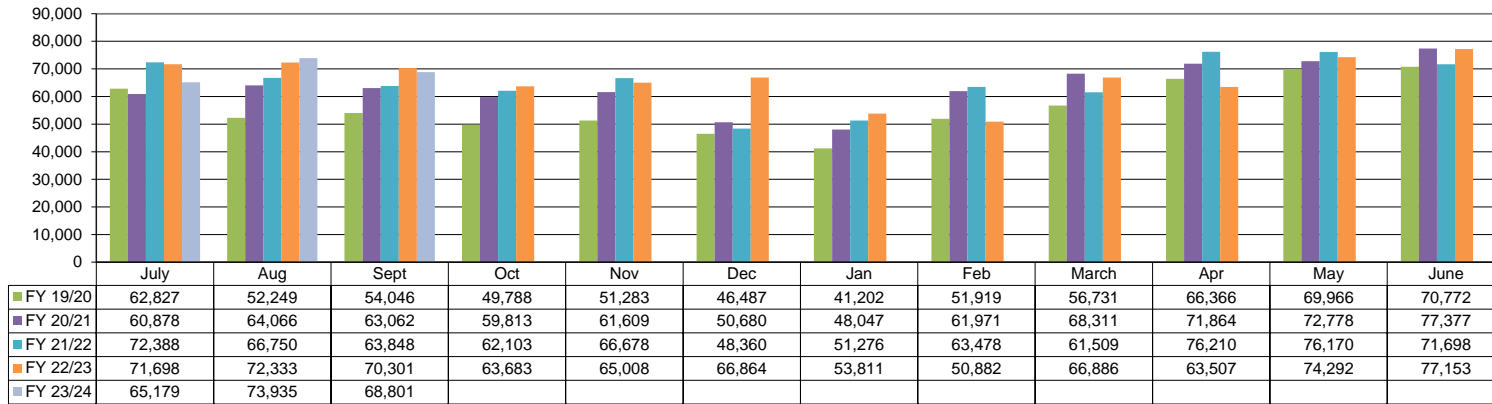
Sales Tax Revenue Year-to-Date



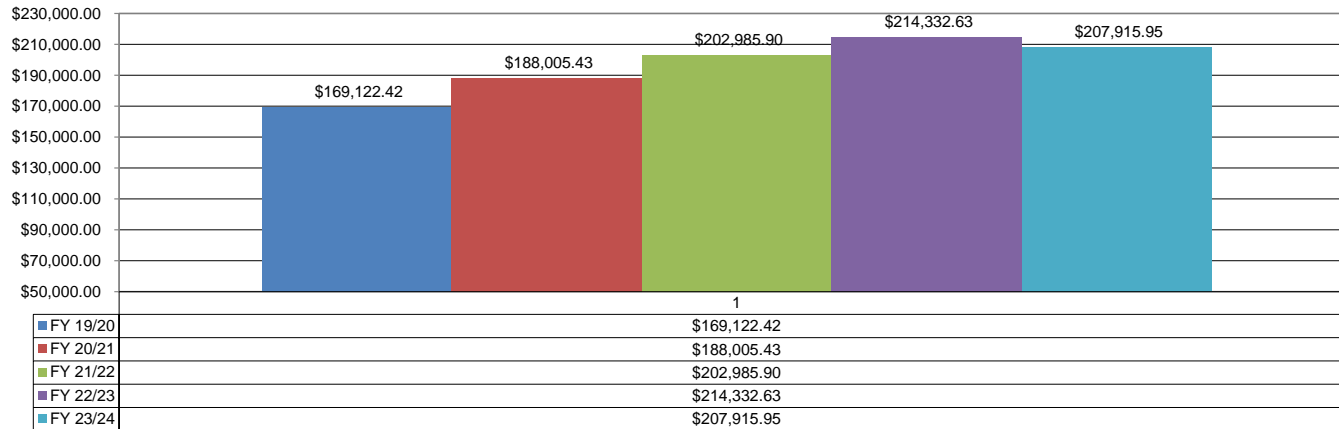
*COLLECTIONS IN THE CITY OF CROSSVILLE		\$	2,022,671.52
State of TN Cost of Administration	1.125%	\$	22,755.05
Net Collections (sent to Trustee's office)		\$	1,999,916.47
Local Option Out of State Distribution		\$	18,934.40
Trustee of Cumberland County	1%	\$	19,999.16
Net To Be Distributed		\$	1,998,851.70
CITY OF CROSSVILLE SPLIT			
Check to City of Crossville		\$	999,425.85
Check to Cumberland County Board of Education		\$	999,425.85

*Totals reported in October but actually collected in August

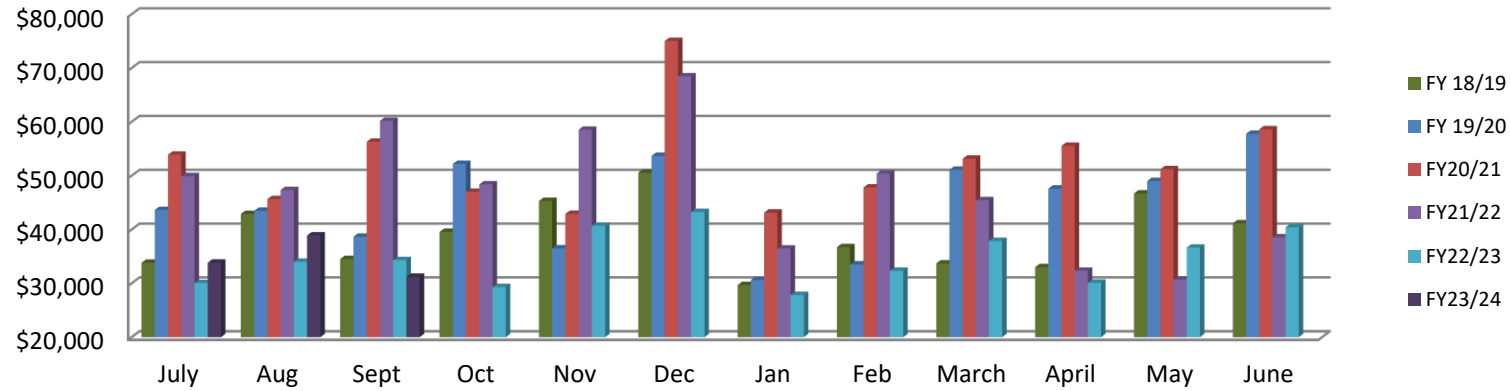
Wholesale Beer Tax



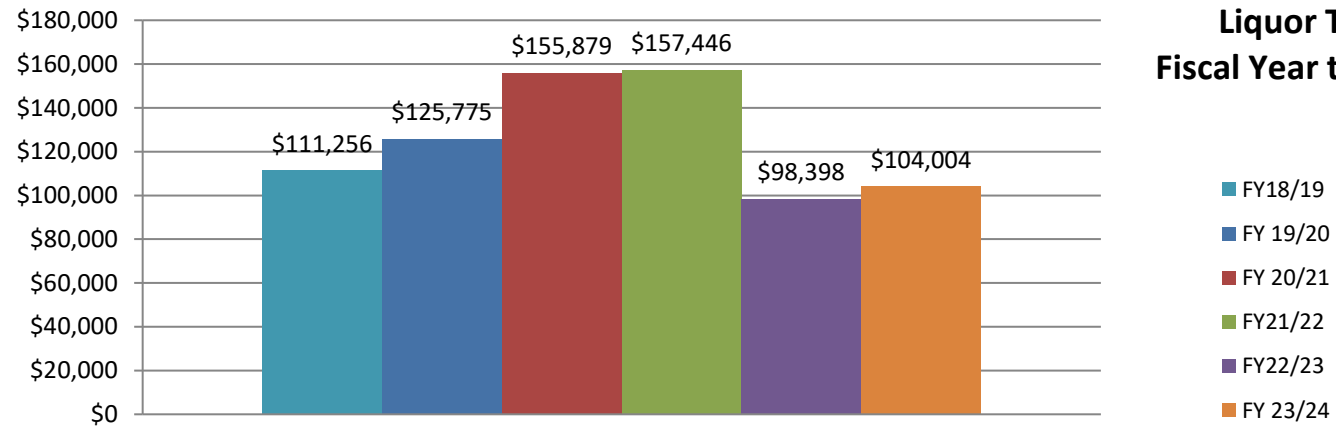
Wholesale Beer Tax Revenue Year To Date

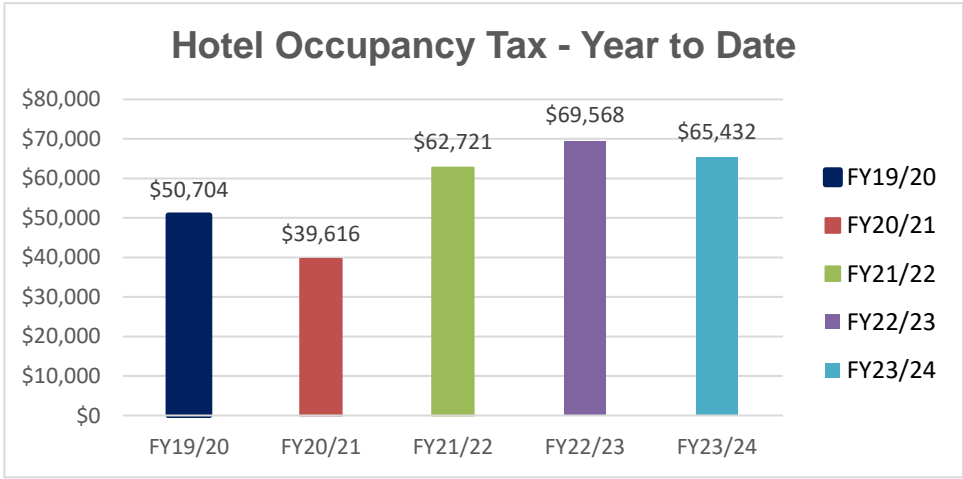
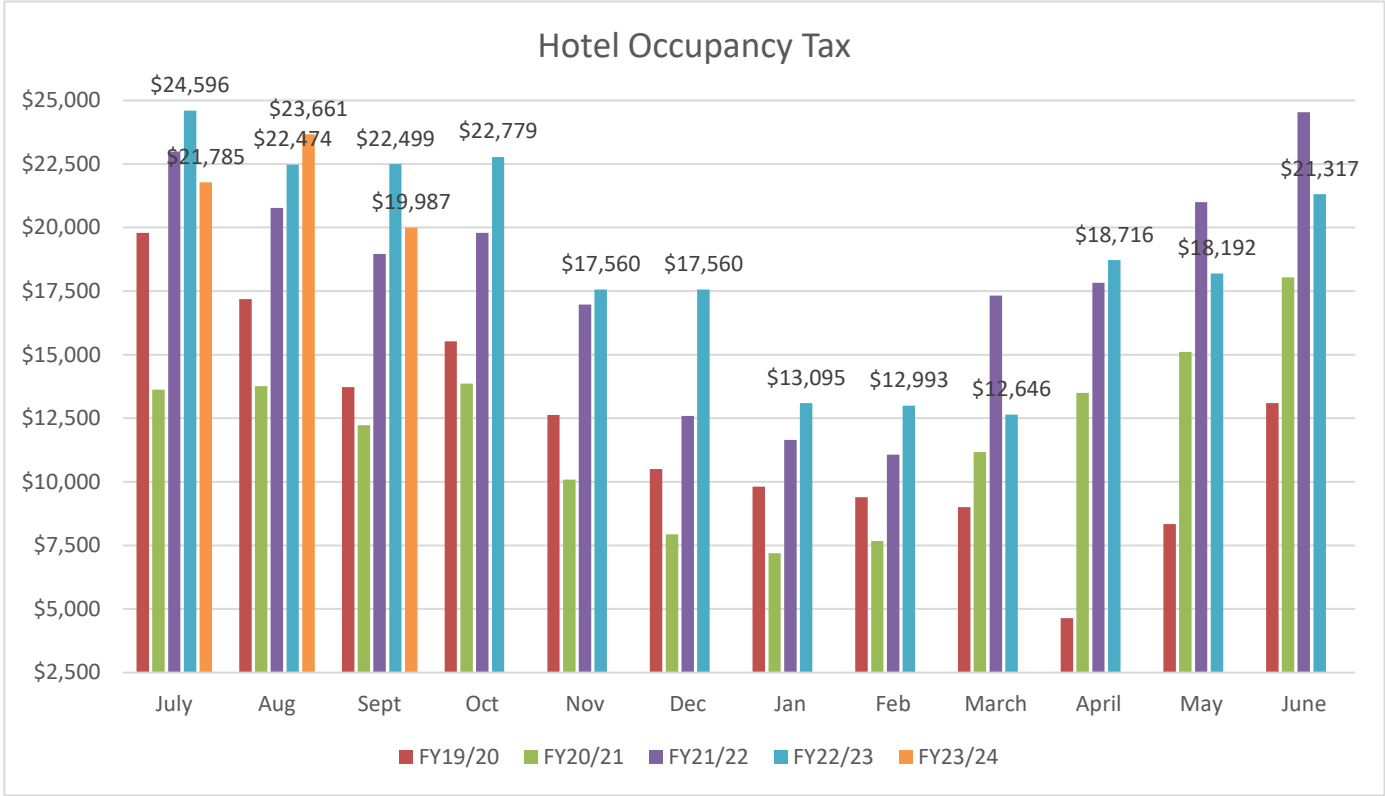


Liquor Income



Liquor Tax Fiscal Year to Date





Monthly Stats
October 2023

CITATIONS		OFFENSES		ARRESTS	
Illegan Turn	1	Burglary	4	Hit & Run	3
Speeding	23	Theft from Building	4	Viol. OP/Bond Conditions	1
Seatbelt Violation	7	Theft from Vehicle	3	Shoplifting	4
Open Container Viol.	1	Viol. OP/Bond Condition	1	Theft All Other	2
Ran Traffic Light	6	Theft All Other	4	Domestic Assault	4
Failure to Yield	2	Fraud	3	Drug Violation	12
Registration Violation	10	Forgery	1	Drug Equipment	8
Light Law Violation	11	Shoplifting	2	Weapons Law Violation	1
Improper Use of Lane	5	Counterfeit	1	Vandalism	1
Insurance Violation	8	Assault	1	DUI	13
Ran Stop Sign	7	Overdose	1	Viol. Of Implied Consent	2
Improper Passing	1	Theft of Vehicle Parts	3	DOR/DOS/No DL	9
Due Care	4	Hit & Run	1	Reckless Endangerment	3
Texting While Driving	2	Forcible Fondling	1	Public Intoxication	12
		Suicide	1	Criminal Trespass	3
		Vandalism	4	Sex Offender Violation	1
		Recovery	3	Contributing to a Minor	1
		Lost Property	4	Vaping Violation	1
		Drug Violation	1	Disorderly Conduct	2
		Vehicle Theft	2	Warrant	18
		Harassment	1	Evading/Resisting Arrest	4
		Reckless Endangerment	2		
		Child Pornography	1		
TOTAL	88	TOTAL	49	TOTAL	105
SPEED WARNINGS	9	JUVENILE ARRESTS		TOTAL CALLS	2198
WARNINGS	7	Vandalism	2	ANIMAL CONTROL CALLS	43
JUVENILE CITATIONS		Vaping/Tobacco Viol.	18	ACCIDENTS	
Ran Stop Sign	1	Assault	10	Fatality	0
Speeding	1	Indecent Exposure	1	With Injury	12
Light Law Violation	1	Underage Consumption	1	Without Injury	21
		Burglary	1	Minor	63
TOTAL	3	TOTAL	33	TOTAL	96

- * October 6th provided traffic and crowd control for Friday at the Crossroads.
- * October 27th THSO checkpoint with Fairfield Glade PD.
- * October 27th Lt. Larry Qualls and Sgt. Kevin Wood graduated from SELA.
- * October 28th DEA Drug Take Back at Walmart.
- * October 28th provided traffic and crowd control for Boo on Main and Cruise In.



CROSSVILLE POLICE DEPARTMENT

STAT COMPARISONS

OCT 2023 TOTAL CALLS - 2,198

SEPT 2023 TOTAL CALLS - 2,241

YEAR TO DATE - 21,748

SPECIAL EVENTS

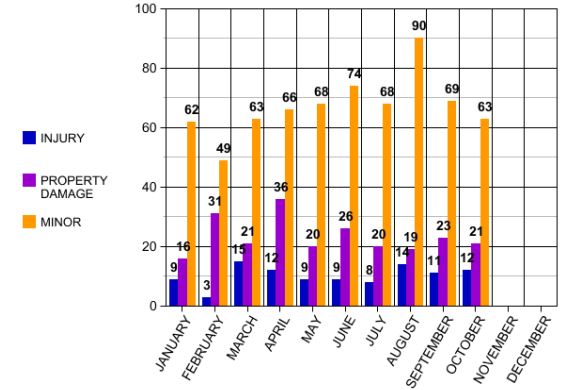
FRI @ CROSSROADS

CRUISE IN

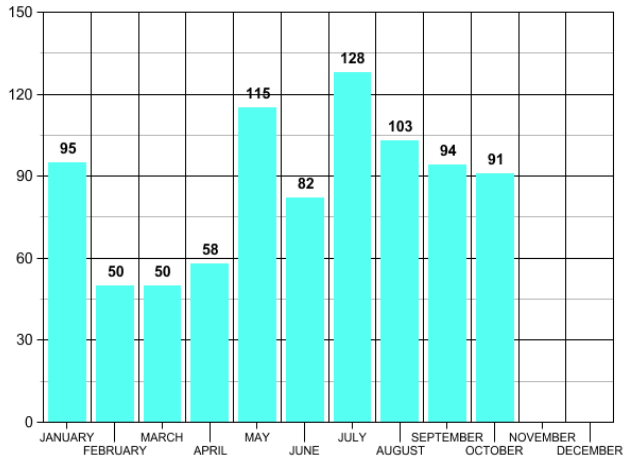
BOO ON MAIN

FFG CHECKPOINT

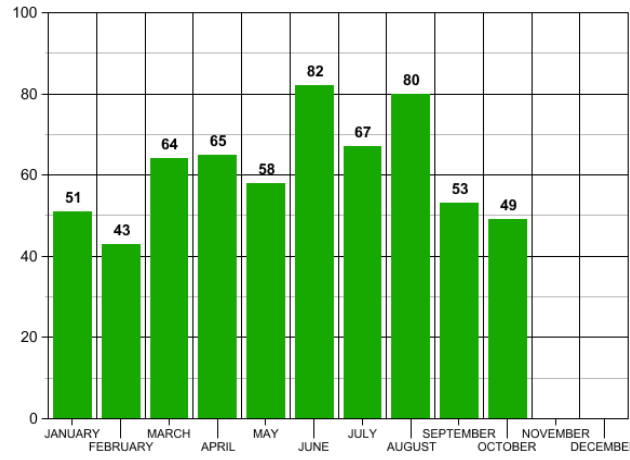
TOTAL MONTHLY ACCIDENTS



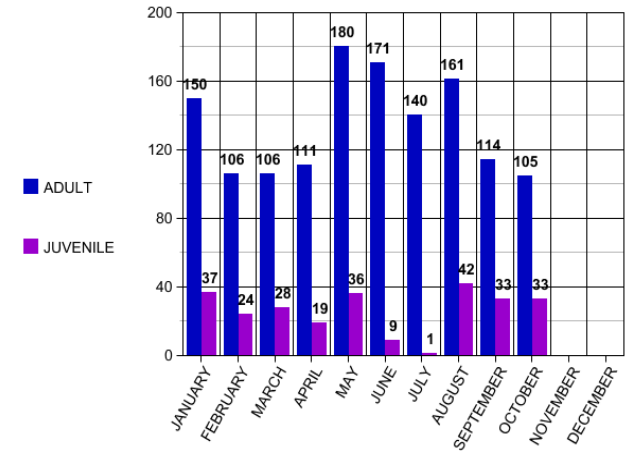
TOTAL MONTHLY CITATIONS



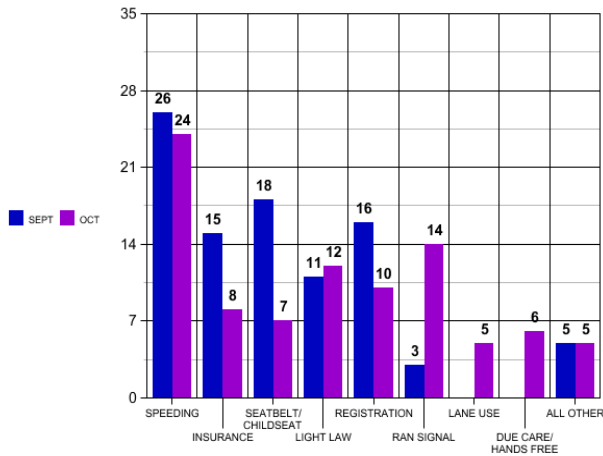
TOTAL MONTHLY OFFENSES



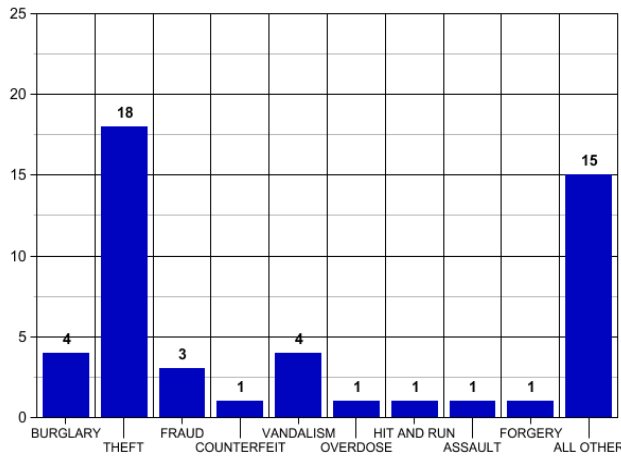
TOTAL MONTHLY ARREST



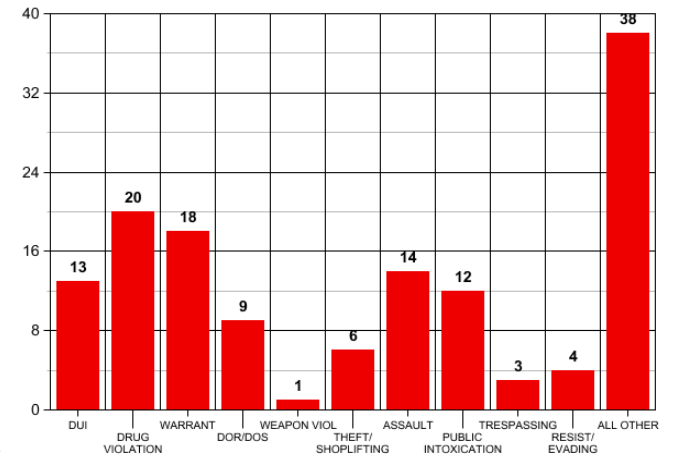
PREVIOUS MONTH CITATION COMPARISON



OFFENSE BY CATEGORY



ARREST BY CATEGORY



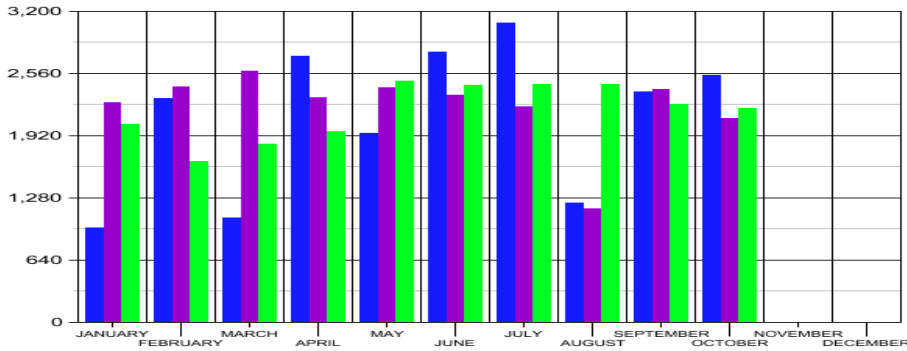


CROSSVILLE POLICE DEPARTMENT STAT COMPARISONS

YEAR TO YEAR— JAN 2023

■ ■ ■
2021 **2022** **2023**

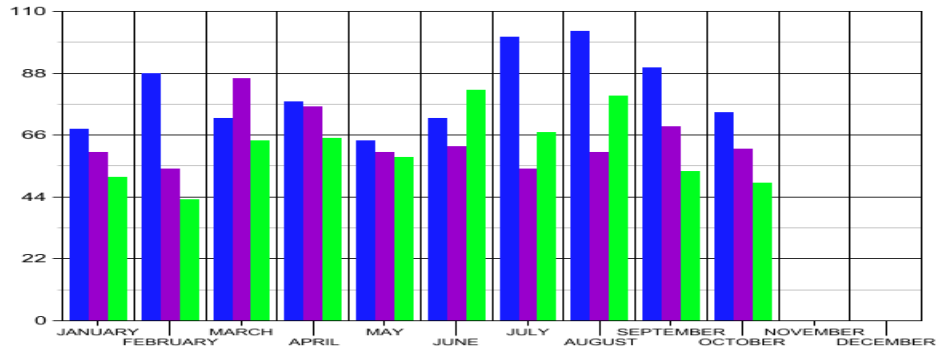
TOTAL CALLS



CALLS

2021—21,044 2022—22,208 2023—21,748

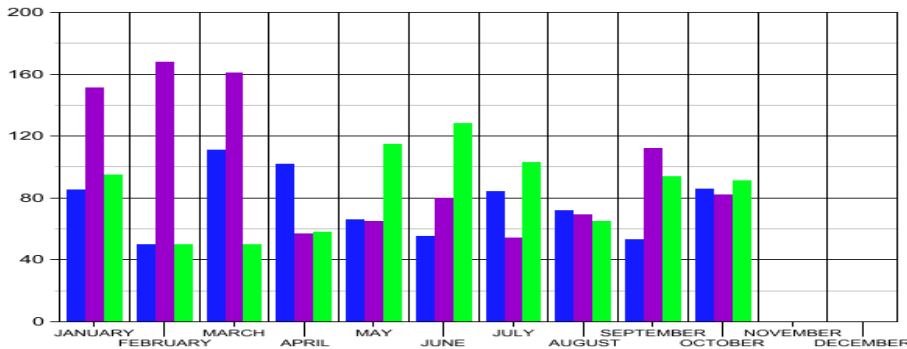
TOTAL OFFENSES



OFFENSES

2021—810 2022—642 2023—612

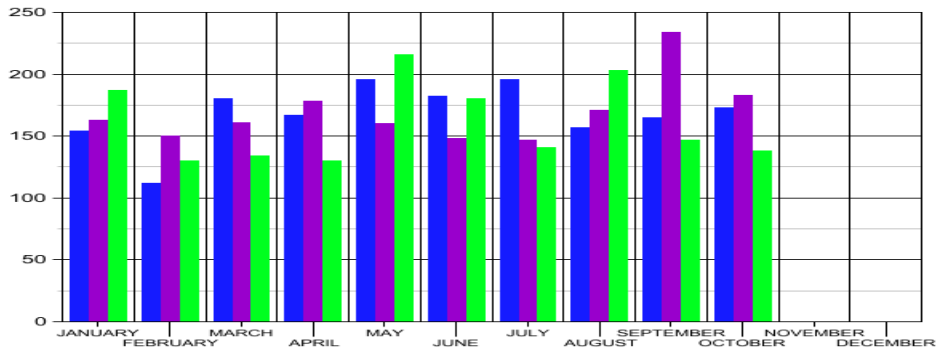
TOTAL CITATIONS



CITATIONS

2021—764 2022—999 2023—849

TOTAL ARREST



ARREST

2021—1,682 2022—1,695 2023—1,606

Crossville Fire Dept.

Crossville, TN

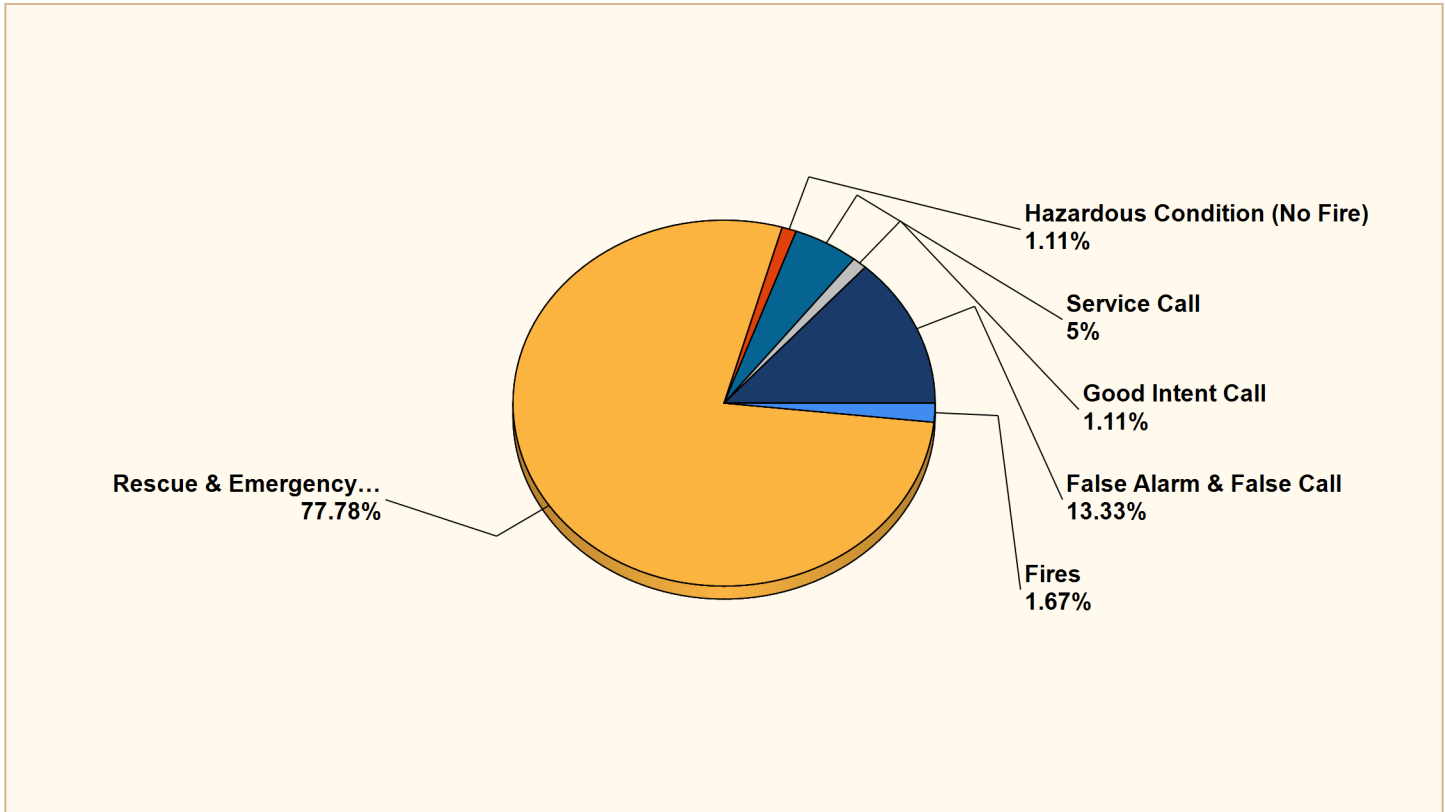
This report was generated on 11/6/2023 7:57:39 AM

CROSSVILLE



Breakdown by Major Incident Types for Date Range

Zone(s): All Zones | Start Date: 10/01/2023 | End Date: 10/31/2023



MAJOR INCIDENT TYPE	# INCIDENTS	% of TOTAL
Fires	3	1.67%
Rescue & Emergency Medical Service	140	77.78%
Hazardous Condition (No Fire)	2	1.11%
Service Call	9	5%
Good Intent Call	2	1.11%
False Alarm & False Call	24	13.33%
TOTAL	180	100%

Only REVIEWED and/or LOCKED IMPORTED incidents are included. Summary results for a major incident type are not displayed if the count is zero.



Detailed Breakdown by Incident Type

INCIDENT TYPE	# INCIDENTS	% of TOTAL
111 - Building fire	1	0.56%
113 - Cooking fire, confined to container	1	0.56%
154 - Dumpster or other outside trash receptacle fire	1	0.56%
311 - Medical assist, assist EMS crew	6	3.33%
321 - EMS call, excluding vehicle accident with injury	115	63.89%
322 - Motor vehicle accident with injuries	15	8.33%
324 - Motor vehicle accident with no injuries.	3	1.67%
381 - Rescue or EMS standby	1	0.56%
412 - Gas leak (natural gas or LPG)	1	0.56%
445 - Arcing, shorted electrical equipment	1	0.56%
500 - Service Call, other	1	0.56%
522 - Water or steam leak	1	0.56%
551 - Assist police or other governmental agency	3	1.67%
561 - Unauthorized burning	4	2.22%
611 - Dispatched & cancelled en route	2	1.11%
700 - False alarm or false call, other	5	2.78%
734 - Heat detector activation due to malfunction	1	0.56%
735 - Alarm system sounded due to malfunction	2	1.11%
743 - Smoke detector activation, no fire - unintentional	4	2.22%
744 - Detector activation, no fire - unintentional	2	1.11%
745 - Alarm system activation, no fire - unintentional	9	5%
746 - Carbon monoxide detector activation, no CO	1	0.56%
TOTAL INCIDENTS:	180	100%

Only REVIEWED and/or LOCKED IMPORTED incidents are included. Summary results for a major incident type are not displayed if the count is zero.



Crossville Fire Dept.

Crossville, TN

This report was generated on 11/6/2023 10:43:41 AM



Events per Event Type for Date Range (Landscape)

Start Date: 10/01/2023 | End Date: 10/31/2023

EVENT TYPE	DATE	EVENT NAME	CATEGORY	LOCATION	HOURS	PARTICIPANTS
Fire Safety Event						
	10/04/2023	Honor Air Event	Public Relations / Education	Peavine at I-40 Bridge	1	Jeff Connell , Phillip Phipps, Patrick South, Brian Wyatt
	10/12/2023	Gardens Social Fire Safety Presentation	Public Relations / Education	Community Complex	2	Chris South
	10/14/2023	Rural Pump Operator Day 1	Training and Education	1391 Livingston Rd Crossville Tn	8	
	10/16/2023	Christian Academy CCFD Safety Trailer	Public Relations / Education	325 Braun St	2	
	10/18/2023	Martin Elementary CCFD Safety Trailer	Public Relations / Education	1362 Miller Ave Crossville Tn	4	
	10/21/2023	Bigfoot Festival	Public Relations / Education	1398 Livingston Rd Crossville Tn	2	
	10/25/2023	Simple Life Church Candy Caravan	Public Relations / Education		3	Chris South
	10/25/2023	Homestead Kindergarten Public Education	Public Relations / Education	Homestead Elementary	1	Tim Johnson, Patrick South
	10/26/2023	Home Away from Home Daycares	Public Relations / Education	115 Pinewood Dr Crossville TN	2	Tyson Mcgowan, David Smith , Thomas Smith
	10/27/2023	Homestead Elementary	Public Relations / Education	3889 Hwy 127 S Crossville Tn	3	Jeremy Mangas
	10/28/2023	Cumber Mtn State Park Trunk and Treat	Public Relations / Education		3.5	Hunter Hamilton, Tim Johnson
	10/28/2023	Boo on Main	Public Relations / Education	Main Street	4	Patrick South, Joshua Stilley, Travis Winningham, Brian Wyatt

Total Hours for Fire Safety Event: 35.5

Only LOCKED events included.



emergencyreporting.com

Doc Id: 753

Page # 1 of 2

EVENT TYPE	DATE	EVENT NAME	CATEGORY	LOCATION	HOURS	PARTICIPANTS
Fire Training						
	10/10/2023	Rural Pump Operator Day 1	Training and Education	1391 Livingston Rd Crossville Tn	8	
	10/12/2023	Rural Pump Operator Day 1	Training and Education	1391 Livingston Rd Crossville Tn	8	
	10/14/2023	Upper Cumberland Fire Expo Training	Training and Education		8	
	10/15/2023	Upper Cumberland Fire Expo Training	Training and Education		8	
	10/17/2023	Rural Pump Operator Day 2	Training and Education	1391 Livingston Rd Crossville Tn	8	
	10/19/2023	Rural Pump Operator Day 2	Training and Education	1391 Livingston Rd Crossville Tn	8	
	10/21/2023	Rural Pump Operator Day 2	Training and Education	1391 Livingston Rd Crossville Tn	8	

Total Hours for Fire Training: 56

Fire Inspection						
	10/20/2023	Revolution Church Alarm & Sprinkler Test	Fire Inspections	1251 Interstate Dr Crossville Tn	1	

Total Hours for Fire Inspection: 1

Meeting						
	10/23/2023	Upper Cumberland Chief Meeting	Administration	104 E Main St Smithville Tn	1	Terry Potter, Chris South
	10/26/2023	LEPC	Administration	1391 Livingston Rd Crossville Tn	1	Chris South
	10/31/2023	Staff Meeting	Administration	141 Henry St Crossville Tn	0.5	Chris South

Total Hours for Meeting: 2.5

Only LOCKED events included.



Crossville Fire Dept.

Crossville, TN

This report was generated on 11/6/2023 7:56:57 AM

CROSSVILLE



Events per Event Type for Date Range (Landscape)

Start Date: 10/01/2023 | End Date: 10/31/2023

EVENT TYPE	DATE	EVENT NAME	CATEGORY	LOCATION	HOURS	PARTICIPANTS
Fire Safety Event						
	10/04/2023	Honor Air Event	Public Relations / Education	Peavine at I-40 Bridge	1	Jeff Connell , Phillip Phipps, Patrick South, Brian Wyatt
	10/12/2023	Gardens Social Fire Safety Presentation	Public Relations / Education	Community Complex	2	Chris South
	10/25/2023	Simple Life Church Candy Caravan	Public Relations / Education		3	Chris South
	10/25/2023	Homestead Kindergarten Public Education	Public Relations / Education	Homestead Elementary	1	Tim Johnson, Patrick South
	10/28/2023	Cumber Mtn State Park Trunk and Treat	Public Relations / Education		3.5	Hunter Hamilton, Tim Johnson
Total Hours for Fire Safety Event:					10.5	

Only LOCKED events included.



emergencyreporting.com

Doc Id: 753

Page # 1 of 1

Crossville Fire Dept.

Crossville, TN

This report was generated on 11/6/2023 7:58:32 AM

CROSSVILLE



Daily Log Items per Activity Code for Date Range with Personnel

Activity Codes: Water Log - Commercial Water Log | Start Date: 10/01/2023 | End Date: 10/31/2023

Water Log - Commercial Water Log

START DATE	END DATE	DURATION (hh:mm)	STATION	APPARATUS	PERSONNEL	NOTES
10/02/2023 16:30:00					Tinch, Richard	Rogers Group 700 gal
10/02/2023 18:30:00					Tinch, Richard	Rogers Group 3400 Gal
10/03/2023 11:25:00	10/03/2023 11:25:00	0:00			Blaylock, Gary Jr	Roger's Group 6,550 Gallons
10/03/2023 18:26:00	10/03/2023 18:26:00	0:00			Blaylock, Gary Jr	Roger's Group 800 Gallons
10/04/2023 09:45:00	10/04/2023 09:45:00	0:00	ST2 - CFD Station 2		Phipps, Phillip	Ironwood Construction 800 gallon
10/04/2023 21:03:00	10/04/2023 21:03:00	0:00	ST2 - CFD Station 2		Phipps, Phillip	Roger's Group 750 gallons
10/05/2023 06:39:00	10/05/2023 06:39:00	0:00	ST2 - CFD Station 2		Phipps, Phillip	Roger's Group 340 gallon
10/05/2023 18:28:00	10/05/2023 18:28:00	0:00			Blaylock, Gary Jr	Roger's Group 750 gallons
10/05/2023 20:05:00	10/05/2023 20:05:00	0:00			Blaylock, Gary Jr	Ironwood 800 gallon
10/05/2023 22:16:00	10/05/2023 22:16:00	0:00			Blaylock, Gary Jr	Roger's Group 600 Gallon
10/06/2023 08:51:00	10/06/2023 08:51:00	0:00			Blaylock, Gary Jr	Ironwood 900 gallons
10/06/2023 18:51:00	10/06/2023 18:51:00	0:00			Blaylock, Gary Jr	Roger's Group 750 gallons
10/06/2023 18:58:00	10/06/2023 18:58:00	0:00			Blaylock, Gary Jr	Roger's Group 2,500 Gallons
10/08/2023 19:29:00	10/08/2023 19:29:00	0:00	ST2 - CFD Station 2		Smith , Thomas	Rodgers Group 2700 gallons
10/09/2023 10:12:00			ST2 - CFD Station 2		Edwards , Kevin	Rogers Group 500 gallons
10/09/2023 19:05:00	10/09/2023 19:05:00	0:00			Blaylock, Gary Jr	Roger's Group 3,400 Gallon
10/09/2023 22:00:00	10/09/2023 22:00:00	0:00			Blaylock, Gary Jr	Roger's Group 2,600 gallons
10/10/2023 16:56:00	10/10/2023 16:56:00	0:00	ST2 - CFD Station 2		Phipps, Phillip	Roger's Group 535 gallons
10/10/2023 22:00:00	10/10/2023 22:00:00	0:00			Blaylock, Gary Jr	Roger's Group 6,400 Gallons
10/11/2023 09:00:00	10/11/2023 09:00:00	0:00			Blaylock, Gary Jr	Roger's Group 1,275 Gallons
10/11/2023 15:18:00	10/11/2023 15:18:00	0:00			Blaylock, Gary Jr	Twin K Construction Inc. 400 Gallons
10/11/2023 22:20:00	10/11/2023 22:20:00	0:00			Blaylock, Gary Jr	Roger's Group 500 gallons
10/12/2023 12:35:00	10/12/2023 12:35:00	0:00			Blaylock, Gary Jr	Roger's Group 450 Gal
10/12/2023 23:20:00	10/12/2023 23:20:00	0:00			Blaylock, Gary Jr	Roger's Group 3,300 gal

Displays all Daily Log Items with personnel list for DATE RANGE and ACTIVITY CODE, grouped by Activity Code



10/13/2023 13:30:00	10/13/2023 13:30:00	0:00		Connell , Jeff	Rogers Group 800 gal
10/13/2023 13:31:00	10/13/2023 13:31:00	0:00		Connell , Jeff	Rogers Group 550 gal.
10/15/2023 18:28:00	10/15/2023 18:28:00	0:00		Blaylock, Gary Jr	Roger's Group 1,400 Gallons
10/16/2023 01:00:00	10/16/2023 01:00:00	0:00		Blaylock, Gary Jr	Roger's Group 800 Gallons
10/17/2023 17:49:00	10/17/2023 17:49:00	0:00		Blaylock, Gary Jr	Roger's Group 2,850 Gallons
10/18/2023 07:28:00	10/18/2023 07:28:00	0:00		Connell , Jeff	Rogers Group 800 gal.
10/19/2023 12:17:00	10/19/2023 12:17:00	0:00	ST2 - CFD Station 2	Phipps, Phillip	Roger's Group 800 gallons
10/19/2023 16:09:00	10/19/2023 16:09:00	0:00	ST2 - CFD Station 2	Phipps, Phillip	Roger's Group 450 gallons
10/20/2023 17:13:00	10/20/2023 17:13:00	0:00	ST2 - CFD Station 2	Smith , Thomas	Rodgers Group 650 Gallons
10/21/2023 07:15:00	10/21/2023 07:25:00	0:10	ST2 - CFD Station 2	Edwards , Kevin	Rogers Group 800 gallon
10/23/2023 08:21:00	10/23/2023 08:21:00	0:00		Mcgowan, Tyson Scott	Rogers group 700 Gallons
10/23/2023 08:22:00	10/23/2023 08:22:00	0:00		Mcgowan, Tyson Scott	Rogers group 700 Gallons
10/24/2023 09:22:00	10/24/2023 09:22:00	0:00		Blaylock, Gary Jr	CHW Landscaping Erosion Control 2,700 Gallons
10/24/2023 14:42:00	10/24/2023 14:42:00	0:00	ST2 - CFD Station 2	Edwards , Kevin	Ironworks 1000 gallon
10/24/2023 18:33:00	10/24/2023 18:33:00	0:00		Blaylock, Gary Jr	Roger's Group 700 Gallons
10/25/2023 16:37:00	10/25/2023 16:37:00	0:00	ST2 - CFD Station 2	Phipps, Phillip	Ironwood construction 1000 gallon
10/25/2023 18:40:00	10/25/2023 18:40:00	0:00		Wyatt, Brian	Twin K 400 Gallons
10/25/2023 18:41:00	10/25/2023 18:41:00	0:00		Wyatt, Brian	Rogers Group 800 Gallons
10/26/2023 15:54:00	10/26/2023 15:54:00	0:00	ST2 - CFD Station 2	Smith , Thomas	Iron Wood Construction 2,000 Gallons
10/27/2023 08:00:00	10/27/2023 08:15:00	0:15	ST2 - CFD Station 2	Edwards , Kevin	Rogers Group 550 gallons
10/27/2023 09:30:00	10/27/2023 09:30:00	0:00		Blaylock, Gary Jr	Ironwoods Construction 1,000 Gallons
10/27/2023 15:45:00	10/27/2023 15:45:00	0:00		Blaylock, Gary Jr	Ironwood Constructions 1,000 Gallons
10/30/2023 22:00:00	10/30/2023 22:00:00	0:00		Blaylock, Gary Jr	Roger's Group 800 Gallons
10/31/2023 09:53:00	10/31/2023 09:53:00	0:00		Connell , Jeff	Iron wood construction 500 gallon
					Total Items: 48
					Grand Total Items: 48

Displays all Daily Log Items with personnel list for DATE RANGE and ACTIVITY CODE, grouped by Activity Code

	Consumption	Water loss - flushing	Water loss - leaks	Water loss-fire fighting	Total Internal Use	Unaccounted-for Water	Pumped Water	LOSS %
2022								
January	96,480,200	81,734	1,193,520	26,300	1,301,554	19,108,113	116,889,867	16%
February	85,713,300	90,186	6,599,655	18,800	6,708,641	8,226,759	100,648,700	8%
March	99,417,600	50,686	1,768,173	6,250	1,825,109	7,587,191	108,829,900	7%
April	91,940,100	532,444	1,085,494	29,850	1,647,788	14,340,712	107,928,600	13%
May	92,160,900	272,159	5,094,446	1,450	5,368,055	29,512,045	127,041,000	23%
June	102,704,000	287,416	3,408,224	19,600	3,715,240	27,613,460	134,032,700	21%
July	103,880,600	235,854	5,925,760	18,000	6,179,614	18,664,386	128,724,600	14%
August	97,180,200	79,705	3,369,885	12,700	3,462,291	29,121,510	129,764,000	22%
September	102,751,500	231,605	7,626,998	13,975	7,872,578	10,362,922	120,987,000	9%
October	95,489,200	278,513	2,484,770	318,545	3,081,828	9,971,462	108,542,490	9%
November	95,833,300	412,792	4,738,060	17,350	5,168,202	16,381,098	117,382,600	14%
December	89,122,200	162,695	2,323,086	8,800	2,494,581	35,381,219	126,998,000	28%
2023								
January	97,204,700	1,029,288	158,994	1,350	1,189,632	23,639,568	122,033,900	19%
February	99,352,300	280,135	929,232	53,200	1,262,567	7,113,733	107,728,600	7%
March	81,619,500	593,713	2,016,336	500	2,610,549	36,473,251	120,703,300	30%
April	81,438,000	296,889	851,118	6,700	1,154,707	38,405,193	120,997,900	32%
May	94,928,100	323,566	1,962,690	10,200	2,296,456	30,542,044	127,766,600	24%
June	101,422,500	212,007	960,264	27,800	1,200,071	28,538,929	131,161,500	22%
July	99,325,500	28,940	724,620	13,150	766,710	35,603,190	135,695,400	26%
August	105,482,100	788,301	2,702,814	13,140	3,504,255	26,023,945	135,010,300	19%
September	105,282,800	4,188,377	590,844	59,195	4,838,416	11,620,584	121,741,800	10%
October	100,558,800	11,216	1,796,884	64,150	1,872,250	22,794,380	125,225,430	18%
November								
December								
TOTAL:								
6 mos	606,999,800	5,552,408	8,738,116	187,635	14,478,159	155,123,071	776,601,030	20%
12 mos	1,151,569,800	8,327,922	19,754,941	275,535	28,358,398	312,517,132	1,492,445,330	21%

Utility Maintenance

Oct-23
Monthly Report

<u>Locations:</u>	410
-------------------	-----

<u>Backflows Tested:</u>	27
--------------------------	----

<u>Grinder Pumps Sold:</u>	2
----------------------------	---

<u>Preliminary Inspections:</u>	3
---------------------------------	---

<u>Final Inspections:</u>	0
---------------------------	---

<u>Replacement Pumps</u>	0
--------------------------	---

<u>Grinder Pumps Repairs</u>	22
------------------------------	----

<u>Meter:</u>	Turn-Ons	23
---------------	----------	----

	Turn-Offs	31
--	-----------	----

	Occupant Changes	61
--	------------------	----

	Reinstates	35
--	------------	----

	Checks, Replacement, Repair	29
--	-----------------------------	----

	Water Taps	11
--	------------	----

	Main Line Leaks	3
--	-----------------	---

	Service Repairs	5
--	-----------------	---

<u>Total Water Loss:</u>	1,010,630 gallons
--------------------------	-------------------

<u>Sewer Taps</u>	10
-------------------	----

<u>Sewer Line Repairs</u>	3
---------------------------	---

<u>Graves</u>	2
---------------	---

<u>Pipe Installed</u>	124' of 3/4" copper
-----------------------	---------------------

	33' of 1" copper
--	------------------

	8' of 2" copper
--	-----------------

	30' of 6" PVC
--	---------------

	0' 12" PVC
--	------------

	60' 2" PVC
--	------------

	3' of 4" pvc
--	--------------

	0' of 3/4 PVC
--	---------------

	0 of 1" PVC
--	-------------

	0 of 4" HDPE
--	--------------

	306' of 2" HDPE
--	-----------------

0' of 10" pvc

0' of 8" pvc

Monthly Summary

Replaced approximate eiy 29 3/4
water meters due to meter or AMR malfunctioning
Read meters, Did service orders and customer complaints
tested 27 backflows devices
done dead end line flushing
fixed yards from leak and tap areas
done sewer line extension on goose point
extended sewer and water services on Dewey drive

Water leaks repaired:

50 Scarlett drive
62 St. James Point
3406 N. Main Street
1374 Livingston Road
651 Highland Lane
Genesis Road hydrant
1461 Sparta Hwy
104 Bent tree

Water Taps:

1182 West Avenue
1182 west Avenue [irrigation]
500 Hinch Mountain View Road
560 10th Street
1857 Sparta Hwy
1865 Sparta Hwy
31 Lee Street
159 Mockingbird Drive
27 Jesse Loop
452 Turkey Oak Road
301 Dayton Avenue l. 16

Sewer Taps

1182 West Avenue
233 Goose Point L.8
560 10th Street
1857 Sparta Hwy
1865 Sparta Hwy
31 Lee Street

159 Mockingbird Drive
27 Jesse Loop
301 Dayton Avenue L.16
672 Hwy 70 East

Sewer Line Repairs:

at Airport

545 Iris Lane

at airport

Grinder pump finals

Grave Services

Ralph W. Blevins

Arno Clay Nealon

Next Months Forecast

Replace AMR meters & ERTs as needed

Do water & sewer taps & graves

Repair Grinder pumps & cleanings & maint. checks

Test Backflows

Hydrant testing and/or maintenance

Catch up taps when meters and yokes arrive

CATOOSA DEPARTMENT
WATER LOST
OCTOBER 2023

MASTER PUMPS	WATER PURCHASED		
70-NORTH	11,340,790		
127 HWY	16,089,732		
GENESIS	6,737,700		
62 HWY	0		
TOTAL	34,168,222		
	WATER SOLD		
MASTER PUMP TOTALS	34,168,222		
LESS CUSTOMERS	18,572,500		
LESS 200 ACCOUNTS	5,701,200		
	9,894,522	% of Loss	29%
FIRE DEPARTMENT			
TANK CLEANING & FILLING	-		
METERED FILLING			
METERED FLUSHING			
UNMETERED FLUSHING	190		
UNMETERED LEAK	797,280		
BILL ADJUSTMENTS			
METERED LEAKS			
BULK SALES			
TOTAL	9,097,052	Total % Loss	27%

October Tournament Details:

Soccer:

Bo Patton Memorial Tournament:

CRYSA local league. Clarkrange local league.

Friday & Saturday 10/27-10/28

35 teams

Football:

10u Tournament

8 Teams

Stone Junior Panthers:

Crossville, TN

Overton Outlaws:

Livingston, TN

Blackmon:

Murfreesboro, TN

Portland Vikings:

Portland, TN

Shelbyville Chaos:

Shelbyville, TN

Nashville Speed:

Nashville, TN

TN Elite:

Nashville, TN

Mobb Squad:

Nashville, TN

Softball:

Halloween One Pitch

Local. 9 teams

Local Benefit:

9 teams

Palace Events October 2023

PALACE-PRODUCED EVENTS	Event	Artist	# Tickets	Ticket	ACTUAL	Concessions	Sound Tech	NET
	Date	Fee	Sold	Revenue	Ticket	Revenue	Cost	P/L
Movie: Ghostbusters	October 1	\$ (225.00)	40	\$200.00	\$ 200.00	\$ 114.00		\$ 89.00
Movie: Psycho	October 4	\$ (225.00)	23	\$ 115.00	\$ 115.00	\$ 91.00		\$ 70.00
Movie: A Quiet Place	October 5	\$ (225.00)	18	\$ 90.00	\$ 90.00	\$ 93.00		\$ (42.00)
Movie: Coraline	October 8	\$ (285.00)	57	\$ 285.00	\$ 285.00	\$ 247.00		\$ 247.00
Movie: The Birds	October 11	\$ (285.00)	60	\$ 300.00	\$ 300.00	\$ 253.00		\$ 268.00
Analog FM Band	October 13	\$ (2,000.00)	86	\$ 2,607.00	\$ 2,316.00	\$ 144.00	\$ (200.00)	\$ 235.00
Movie: The Thing	October 18	\$ (225.00)	29	\$ 145.00	\$ 145.00	\$ 85.00		\$ (5.00)
Movie: The Village	October 19	\$ (225.00)	15	\$ 75.00	\$ 75.00	\$ 68.00		\$ (82.00)
Movie: Monster House	October 22	\$ (225.00)	24	\$ 120.00	\$ 120.00	\$ 94.00		\$ (11.00)
Movie: The Tingle	October 24	\$ (225.00)	8	\$ 40.00	\$ 40.00	\$ 34.00		\$ (151.00)
Movie: Poltergeist	October 25	\$ (225.00)	14	\$ 70.00	\$ 70.00	\$ 31.00		\$ (114.00)
Movie: Casper	October 29	\$ (225.00)	27	\$ 135.00	\$ 135.00	\$ 112.00		\$ 22.00
Movie: Insidious	October 30	\$ (225.00)	5	\$ 25.00	\$ 25.00	\$ 1.00		\$ (199.00)
Movie: A Nightmare on Elm Street	October 31	\$ (225.00)	29	\$ 145.00	\$ 145.00	\$ 104.00		\$ 24.00
TOTALS:		\$ (5,045.00)	435	\$4,352.00	\$ 4,061.00	\$ 1,471.00	\$ (200.00)	\$ 351.00
RENTALS	EVENT DATE	RENT	# Tickets	Ticket Revenue	OUR FEES	Concessions Revenue	Sound Tech Cost	NET P/L
TOTALS								
OTHER	EVENT DATE	RENT	# Tickets	Ticket Revenue	NET TICKET REVENUE	Concessions Revenue	Sound Tech Cost	NET P/L
North School Movie	October 6	\$ (225.00)	60			\$ 319.00		\$ 75.00
Harry and the Hendersons (Friends of the Trails Fundraiser)	October 17	\$ (285.00)	73	\$365.00*		\$ 256.00		\$ (83.00)
BES School Movie	October 20	\$ (225.00)	31			\$ 155.00		\$ (70.00)
Boo on Main* - Community event	October 28	\$ (220.00)	3500	pieces of candy				\$ (220.00)
BES School Movie	October 31	\$ (225.00)	82			\$ 502.00		\$ 357.00
TOTALS:		\$ (1,180.00)	186		\$ -	\$ 1,232.00		\$ 59.00
TOTALS OCTOBER:		\$ (6,225.00)	621	\$ 4,352.00	\$ 4,061.00	\$ 2,703.00	\$ (200.00)	\$ 410.00

Crossville Leisure Services

Receivable Totals by Category

10/1/2023 To 10/31/2023

Programs

Activities	(\$48.62)	3
	(\$48.62)	3

Facilities

Centennial Park Shelter 2	\$51.76	2
Centennial Park Shelter 3	\$25.88	1
Crossville Depot Meeting Room	\$1,383.55	13
Duer Field 12 (State)	\$457.86	6
Meadow Park Lake Shelter 1	\$51.75	1
Meadow Park Lake Shelter 2 (Next to Playground)	\$51.75	1
Pickle Ball Court 1	\$76.59	19
Pickleball Court 2	\$82.80	21
Pickleball Court 3	\$80.73	20
Pickleball court 4	\$80.73	20
Pickleball Court 5	\$33.12	8
Pickleball Court 6	\$28.98	7
Pickleball Court 7	\$37.26	13
Pickleball Court 8	\$62.10	23
Turner Field 1	\$300.00	1
Warner Field 1	\$327.00	2
	\$3,131.86	158

POS

Palace	\$3,841.00	590
	\$3,841.00	590

Vendor

Assorted pickleball revenue	\$29.00	2
-----------------------------	---------	---

Permits Break Down Report

	City & County Mechanical	City & County Plumbing	City Commercial	City Residential	County Commercial	County Residential	House Moving	Land Disturbance Permits	Plans Review	Sign	Not Defined	Total Permits	County Fees Paid	City Fees Paid	Total Fees Paid
July 2023	28	33	1	7	0	27	1	0	0	7	0	104	\$29,704.00	\$5,384.00	\$35,238.00
August 2023	27	35	6	9	2	29	0	3	0	4	0	115	\$35,004.00	\$9,089.00	\$44,243.00
September 2023	24	41	2	9	8	32	0	0	1	0	3	120	\$40,512.00	\$10,538.00	\$60,608.00
October 2023	43	26	5	7	1	15	0	1	5	3	3	109	\$17,277.00	\$11,351.00	\$31,186.00
Total	122	135	14	32	11	103	1	4	6	14	6	448	\$122,497.00	\$36,362.00	\$171,275.00

Engineering Projects Report November 8, 2023

Project	Current Status	Dates
TDOT 127 South Utility Relocation	The Contractor has completed relocating the City's utilities. A final punch list will be created after the road work is completed.	Target Completion Date June 30, 2024
TDOT 127 North Utility Relocation Section 1	The utilities for this project are almost complete and the Contractor lacks about 400 feet of 6 inch water line which will be installed after a deep cut is excavated.	Target Completion Date June 30, 2025
TDOT 127 North Utility Relocation Section 4 (Fentress Cumberland County Line)	The portion of this project that is the City's water utility relocation is complete and a final punch list will be created after the road work is completed.	Target Completion Date August 31, 2026
TDOT 127 North Utility Relocation Section 2	A utility deconfliction meeting was held August 2nd 2022 and the City was informed by TDOT that the bid letting will be moved to 2025.	Bid Letting December 8, 2023
TDOT 127 North Utility Relocation Section 3	A utility deconfliction meeting was held August 2nd 2022 and the City was informed by TDOT that the bid letting will be moved to 2025.	Bid Letting December 8, 2023
Northwest Connector Phase 3	The utilities for this project are complete with the exception of final clean up and regrading a sewer line along Genesis.	Total Completion Date July 21, 2023 Finish from Genesis To Stout May 31, 2022
Northwest Connector Phase 2	The City has completed the acquisitions and TDOT is reviewing the right of way documents.	Tentative Bid Letting 2023
Interstate Drive Extension West of Genesis Road	The Engineer is trying to set up a meeting with Speedway to discuss the acquisition.	
Downtown Sidewalks	The bid is on the agenda for approval.	
Old Lantana Road, County Seat and Southbend Waterline Replacement	The City has reviewed the plans and the Engineer is revising the plans. A construction start date will be established once the easements are acquired.	
Bridges for Trails at Meadow Park	The bridge has been set in place. The Street Department will complete the decking and approach slabs in the coming months.	
Quail Hollow Court	The Exhibit "A" document required for the sale of the property will be updated when the Airport Layout Plan is updated.	
Main Street and Lantana Traffic Signal Replacement	The Contractor has completed the pole foundations and all underground conduit work. The current delivery schedule for materials will extend the completion of this project to December of 2023.	Completion date June 5, 2023
Fourth Street and West Avenue Traffic Signal Replacement	The City has received a draft set of ROW plans. A utility coordination meeting is forthcoming. This project has low priorities because the City will not have STP funds to fund construction for three to five years.	
Meadow Park Water Filtration Plant Sewer Project	The Engineer has created the exhibits for the easements. The City is in the process of acquiring the easements.	Schedule will be forthcoming
Raw Water Study (Meadow Park Lake Expansion)	A contract is on the agenda with Davey Resource Group which will provide negotiations with TDEC to reduce the amount of the mitigation.	
Underwood Street Sidewalk	Acquisition documents have been turned over to the City Attorney so that City Staff can negotiate the acquisitions.	
Tulip Drive Sewer Installation Airport ALP	The plans are complete and the City is awaiting the payment of the fees.	
Industrial Blvd and Highway 127 Intersection Waterline Rehab	The contractor has finished the excavation on the bore and will be installing the casing and pipe next week.	Completion date June 3, 2023
TDOT SR 1 Highway 70 Bridge Replacement (Sparta Highway) Utility Relocation	The contractor started September 11th and will have the road closed for thirteen months. The City's utility relocation will start in December of 2023.	Bid Letting December 9, 2022
TDOT SR 24 Highway 70 North Bridge Replacement Utility Relocation	The Engineer is developing the utility relocation plan. TDOT is working out clearance issues with TVA lines and this project's timeline will grow.	Bid Letting August 19, 2022 DELAYED
CoLinX Fire Pump and Tank System	The line has been capped and the tank and pump have been disconnected from the fire system. The city will start the demolition of the pump building in the coming months.	
Little Obed Pedestrian Bridge Airport PAPI Replacement	The City was not selected for the CDBG grant last year and the City is reapplying. The FAA flight check has been completed and this project will be closed out in the coming months.	Completion date December 14, 2022
Earnest Neal Road Waterline Extension	The Developer is installing the waterline.	
Site Construction for Airport Box Hangars Truck Route	The foundations for the 80x80 hangar (Whisper Aero) have been constructed and the building package has been ordered. The Engineer is analyzing the traffic counts from the intersections and is grading the intersections. The Engineer has also drafted an ordinance that staff is reviewing.	
Airport Terminal Building	The block walls and the concrete floor has been installed.	
TDOT West Avenue Drainage Repair and Paving	TDOT is installing the headwall on the culvert and re-channelizing the stream.	
Goose Point Sewer Extension Ramey Road Sewer Extension	This project is complete and will be removed from this list. The plans have been approved by TDEC and two easements have been acquired. We are awaiting on a construction start date.	
City Hall Roof Upgrade	This project is complete and will be removed from this list.	
Demolition and removal of Buildings on Ford Property	The asbestos survey has been completed and the removal of the asbestos from the survey building and the McGinnis building will be discussed with TDEC and we will decide on the means of removal.	
ARPA Sewer I&I Project.	This project is on the agenda for the award of the bid for construction.	
Creston Road ARPA Waterline Project	The Engineers are developing the plans and specifications.	
East Ridge Sewer Extension	The developer has paid the fees and the Plans have been approved by TDEC	
Private Developments		
The Gardens Phase 8 Plat 3	All roads, water and sewer are complete. The stormwater retention structures have not been completed and the City is holding a financial guarantee for this work.	
The Gardens Phase 8 Plat 4A	All roads, water and sewer are complete. The stormwater retention structures have not been completed and the City is holding a financial guarantee for this work.	
Sky View Meadow Subdivision Phase 2 & 3	All roads, water and sewer are complete. The stormwater retention structures have not been completed and the City is holding a financial guarantee for this work.	
Genesis Plaza	The water and sewer plans have been approved by the City and submitted to TDEC.	

KCSV Airport Committee Meeting FBO Report: Monday November 6, 2023

September 2023 Fuel Flow:

Jet A- 4,115
Avgas- 4,174
Total- 8,289

October 2023 Fuel Flow

Jet A- 4,412
Avgas- 3,839
Total- 8,251

October 2022 Fuel Flow:

Jet A – 5,969 gallons
Avgas – 4,192 gallons
Total - 10,161 gallons

Equal to fuel flow from last month and down 19% from same month last year. Titan Aviation Fuels has reported fuel numbers are down for our entire region based on the economy slowing down.

We transitioned flight training October 5th to Tennessee Flight Training / Chris Erlanson. They are picking with the new high school student class.

We took occupancy of the large corporate hangar November 1 from Johnny Presley. His aircraft will remain in the hangar as a sublease. We will be moving our FAR 145 Repair Station from Lawrence MA to Crossville in Mid-November and set the tools and equipment up in this hangar.

We should have our first aircraft available for charter in early December. It will be based in Smyrna. We will be adding a jet based in Greeneville TN to the charter certificate in January.

The Maintenance Shop continues to be completely full with a backlog of aircraft. We will continue to maintain the flight school fleet.

Starting November 1 KCSV became a Corporate Aircraft Association (CAA) approved FBO location. This will bring in additional customers to the airport with CAA Preferred pricing for Jet fuel. There are over 3000 CAA members operating over 5000 turbine aircraft. We have been CAA in Smyrna and Cleveland and it has had a significant impact on our fuel volume. CAA members use an APP to find the nearest approved CAA location to their destination and it gives them real time fuel pricing. This is a significant fuel marketing distribution channel for us to reach a large audience of turbine aircraft owner / operators.

6 Months interest in December and May

Principal payment in May

				6/30/2022	Due May		6/30/2023
				LOAN	PRINCIPLE	INTEREST	LOAN
				<u>BALANCE</u>	<u>PAYMENT</u>	<u>PAYMENT</u>	<u>BALANCE</u>
GENERAL FUND							
E-911			2024 Variable	\$ 130,000	\$ 130,000	\$ 5,800	\$ -
2020 Series A1 Bonds	2021	2037	4.00%	\$ 3,905,000	\$ 55,000	\$ 87,250	\$ 3,850,000
2020 Series B Bonds	2021	2028	4.27%	\$ 1,650,000	\$ 270,000	\$ 19,690	\$ 1,380,000
2020 Series A2 Bonds	2021	2037	3.00%	\$ 1,105,000	\$ 60,000	\$ 24,000	\$ 1,045,000
				\$ -	\$ -	\$ -	\$ -
				<u>\$ 6,790,000</u>	<u>\$ 515,000</u>	<u>\$ 136,740</u>	<u>\$ 6,275,000</u>

Water & Sewer Fund

2020 Series C Bonds	0.80534	2050	4.00%	\$ 29,360,000	\$ 560,000	\$ 681,966	\$ 28,800,000
Catoosa's Share	0.19466			\$ 5,715,218	\$ 109,010	\$ 132,752	\$ 5,606,208
				\$ 23,644,782	\$ 450,990	\$ 549,214	\$ 23,193,792
2020 Sries D Bonds		2027	4.19%	\$ 1,030,000	\$ 205,000	\$ 11,102	\$ 825,000
				<u>\$ 24,674,782</u>	<u>\$ 655,990</u>	<u>\$ 560,316</u>	<u>\$ 24,018,792</u>

CATOOSA

2020 Series C Bonds		2050	4.00%	\$ 5,715,218	\$ 109,010	\$ 132,752	\$ 5,606,208		
5/20/2021 RUD Plateau tank	40 yrs	2021	2061	1.75	\$ 873,174	\$ 15,818	\$ 15,154	\$ 857,355	mnth pmnt
4/11/2022 RUD Plateau tank	40	2061	1.5	\$ 307,519	\$ 5,722	\$ 4,574	\$ 301,796	mnth pmnt	
				<u>\$ 6,588,392</u>	<u>\$ 124,828</u>	<u>\$ 147,906</u>	<u>\$ 6,463,563</u>		

TOTALS (WATER & SEWER FUND)

\$ 31,263,174 \$ 780,818 \$ 708,222 \$ 30,482,355

TOTAL ALL FUNDS

\$ 38,053,174 \$ 1,295,818 \$ 844,962 \$ 36,757,355

CITY OF CROSSVILLE
CURRENT GRANTS/PROJECTS

GENERAL FUND

Grant Agency	Project	Amount			Money	Money	To Be
		Grant	Local	Total	Spent	Received	Received
AWARDED:							
Dept. of Justice	Bulletproof vests	\$ 36,781.44	\$ 36,781.44	\$ 73,562.88	\$ 63,732.12	\$ 36,793.78	\$ 2,550.00
Dept. of Justice	Body Worn Cameras	\$43,000	\$ 43,000.00	\$ 86,000.00	\$ 117,082.94	\$ 43,000.00	
THSO Alcohol Saturation/Checkpoint Grant	Alcohol Saturation-2022	\$ 20,000.00	\$ -	\$ 20,000.00			
HIDTA	Drug Task Force Overtime	\$ 18,000.00	\$ -	\$ 18,000.00			
TDOT-Aeronautics	Airport Layout Plan	\$ 190,000.00	\$ 10,000.00	\$ 200,000.00	\$ 28,492.59	\$ 19,601.36	
TDOT-Aeronautics	Airport Lighting Rehab	\$ 153,395.00	\$ 1,835.00	\$ 155,230.00	\$ 135,750.14	\$ 124,118.15	\$ 9,796.99
TDOT-TAP	Downtown Sidewalks/Lights	\$ 2,393,388.00	\$ 757,508.00	\$ 3,150,896.00			
TDOT-Surface Trans	Northwest Connector 3	\$ 1,046,137.00	\$ 251,534.00		\$ 1,266,575.21	\$ 1,013,260.17	
TDOT-Surface Trans	Northwest Connector 2	\$ 458,648.00	\$ 114,662.00	\$ 573,310.00	\$ 237,226.03	\$ 189,780.82	
TDOT-Aeronautics	Obstruction Clearing	\$ 116,090.00	\$ 6,110.00	\$ 122,000.00	\$ 122,000.00	\$ 122,000.00	
TDOT-Aeronautics	Obstruction Clearing	\$ 212,650.00		\$ 212,650.00	\$ 212,650.00	\$ 212,650.00	
TDOT-Aeronautics	Obstruction Clearing	\$ 309,035.00	\$ 16,265.00	\$ 325,300.00	\$ 237,115.05	\$ 237,115.05	
TDOT-Aeronautics	Design Terminal Renovations	\$ 78,940.00	\$ 3,160.00	\$ 82,100.00	\$ 82,050.00	\$ 82,050.00	
TDOT-Aeronautics	Operations Counting System	\$ 32,300.00	\$ 1,700.00	\$ 34,000.00	\$ 10,022.67	\$ 9,549.03	
TDOT-Aeronautics	ARPA	\$ 3,494,987.87	\$ -	\$ -	\$ 348,747.68	\$ 3,494,987.87	
TDOT-Aeronautics	Airport Maintenance 22-23	\$ 15,000.00	\$ -	\$ -	\$ 15,823.07	\$ 15,000.00	
TDOT-Aeronautics	ACRGP	\$ 9,000.00	\$ -	\$ 9,000.00	\$ 9,000.00	\$ 9,000.00	
TDOT-Aeronautics	ARPA-Airport	\$ 22,000.00		\$ 22,000.00	\$ 22,000.00	\$ 22,000.00	
TOTALS		\$ 8,603,352.31	\$ 1,215,320.44	\$ 4,276,998.88			