



CITY OF
CROSSVILLE
TENNESSEE

CITY MANAGER'S MONTHLY REPORT



**DECEMBER
2025**

Prepared by
**City Clerk's
Office**

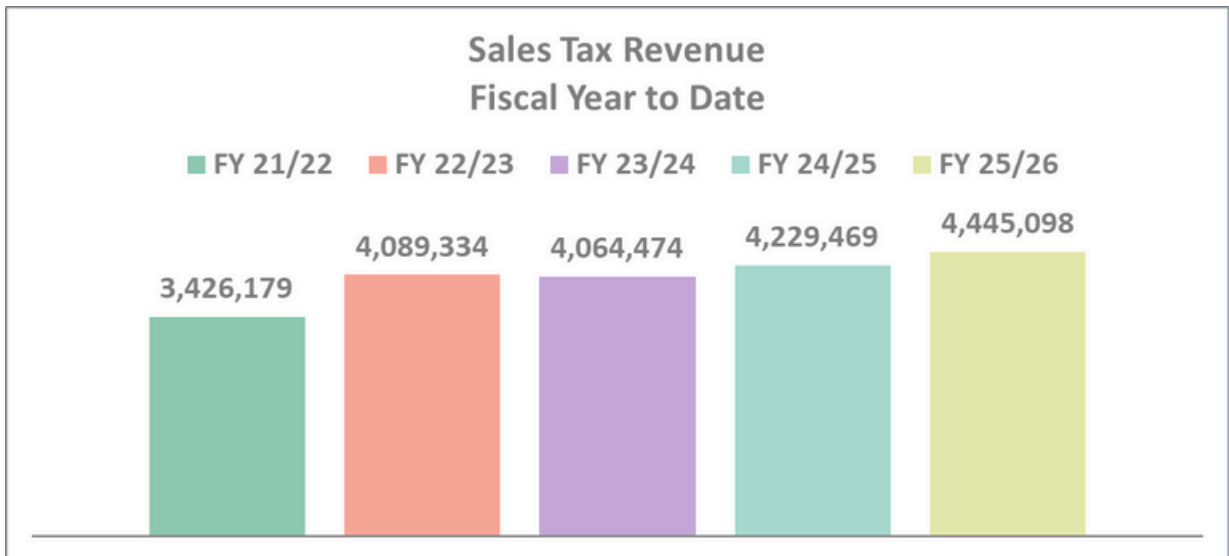
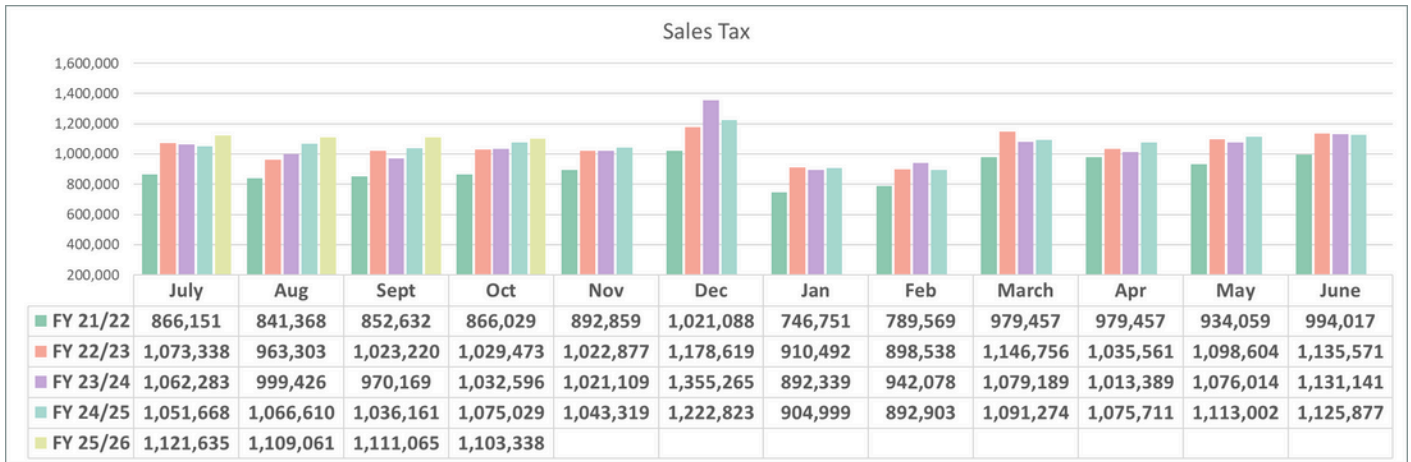
Table of Contents

<u>Sales Tax</u>	01
<u>Wholesale Beer Tax</u>	02
<u>Liquor Tax</u>	03
<u>Hotel Occupancy Tax</u>	04
<u>Human Resources Report</u>	05
<u>Police Dept. - Stats</u>	06
<u>Police Dept. - Year To Year</u>	07
<u>Police Dept. - SRO Report</u>	08
<u>Fire Dept. - Incident Report</u>	09
<u>Water Loss Report</u>	10
<u>Street Dept. Report</u>	11
<u>Maintenance Dept. Report</u>	12
<u>Water Treatment Plant Report</u>	13
<u>Utility Maintenance Report</u>	14
<u>Catoosa Dept. Report</u>	15
<u>Leisure Services Dept. - Parks Report</u>	16
<u>Leisure Services Dept. - Palace Report</u>	17
<u>Leisure Services Dept. - Events Report</u>	18
<u>Codes Dept. Report</u>	19
<u>Engineering Dept. Report</u>	20
<u>Airport FBO Report</u>	21
<u>Finance Dept. - Bonds Report</u>	22
<u>Finance Dept. - Grants Report</u>	23
<u>Bids under Budget</u>	24

CITY OF CROSSVILLE

SALES TAX

DECEMBER 2025



*COLLECTIONS IN THE CITY OF CROSSVILLE

State of TN Cost of Administration

2,236,743.47
1.125% \$ 16,775.58

Net Collections (sent to Trustee's office)

\$ 2,219,967.89

Local Option Out of State Distribution

\$ 8,907.16

Trustee of Cumberland County

1% \$ 22,199.68

Net To Be Distributed

\$ 2,206,675.37

CITY OF CROSSVILLE SPLIT

Check to City of Crossville

\$ 1,103,337.69

Check to Cumberland County Board of Education

\$ 1,103,337.69

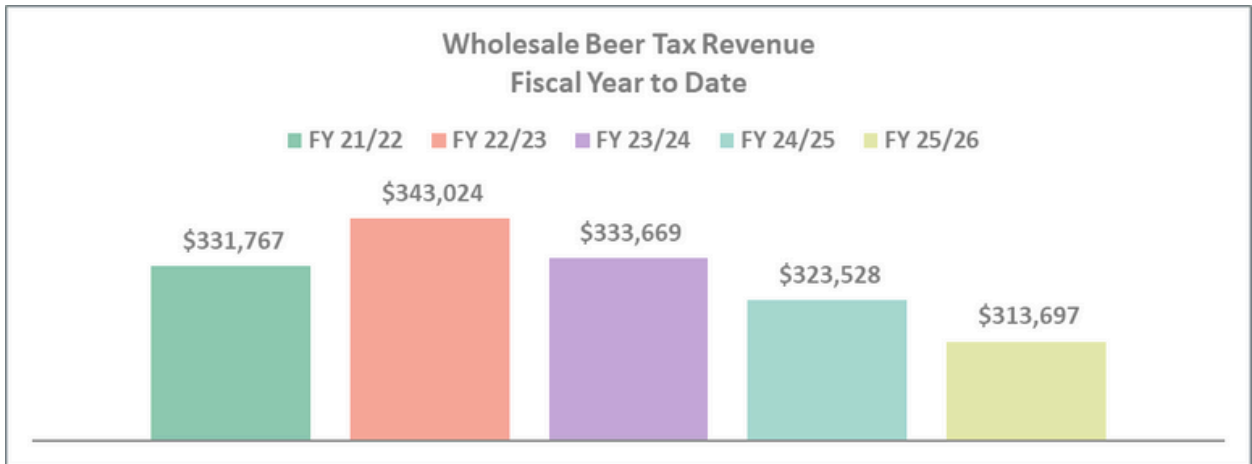
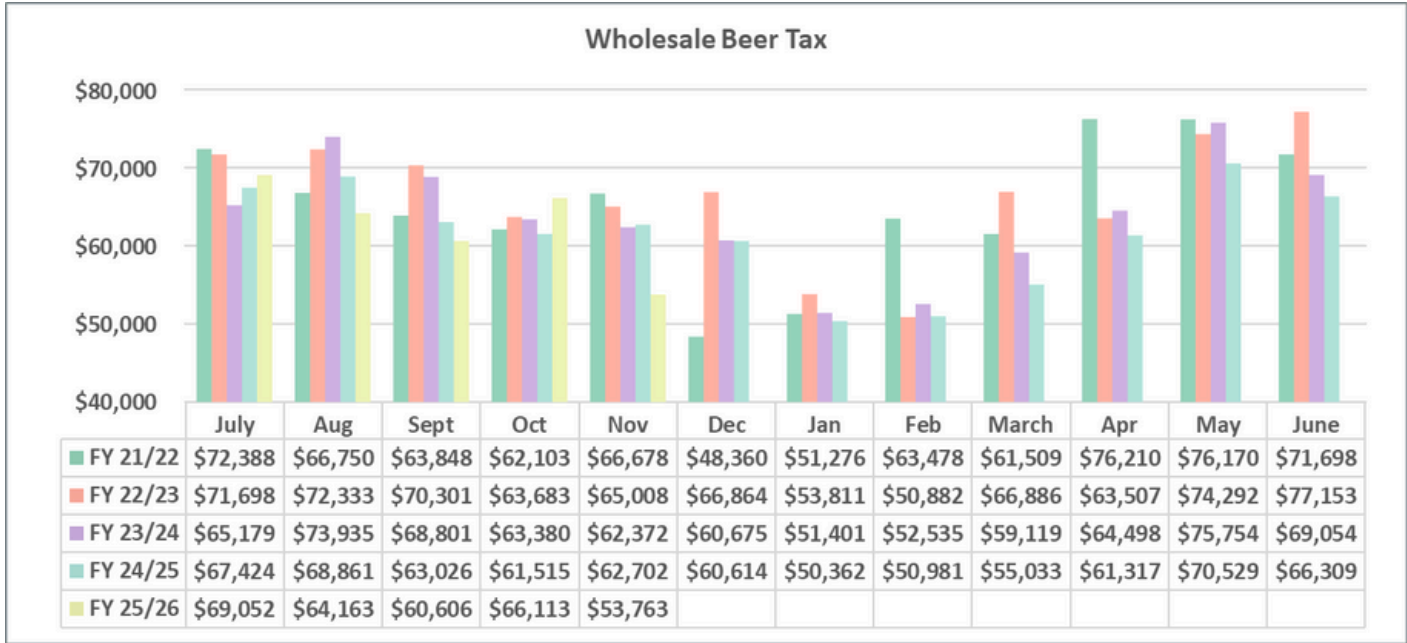
*Totals reported in December but actually collected in October



CITY OF CROSSVILLE

WHOLESALE BEER TAX

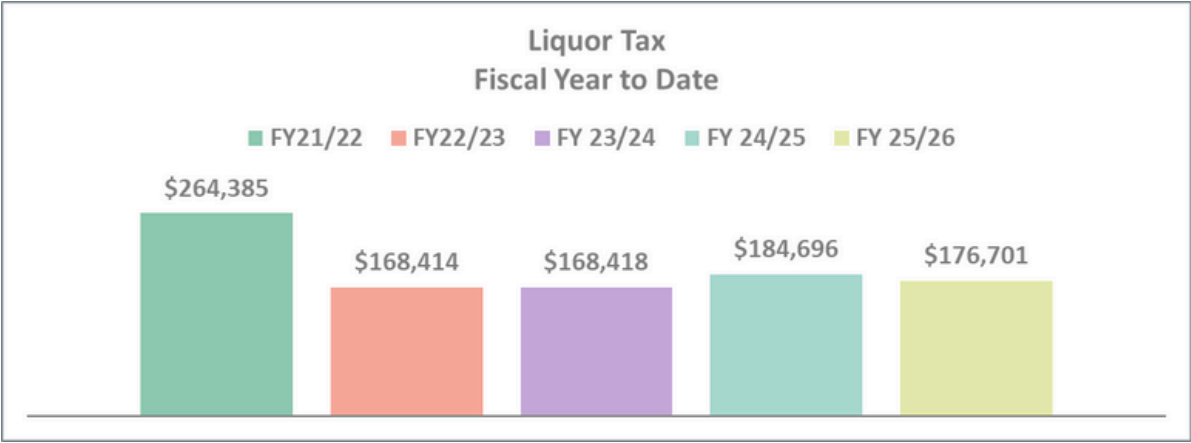
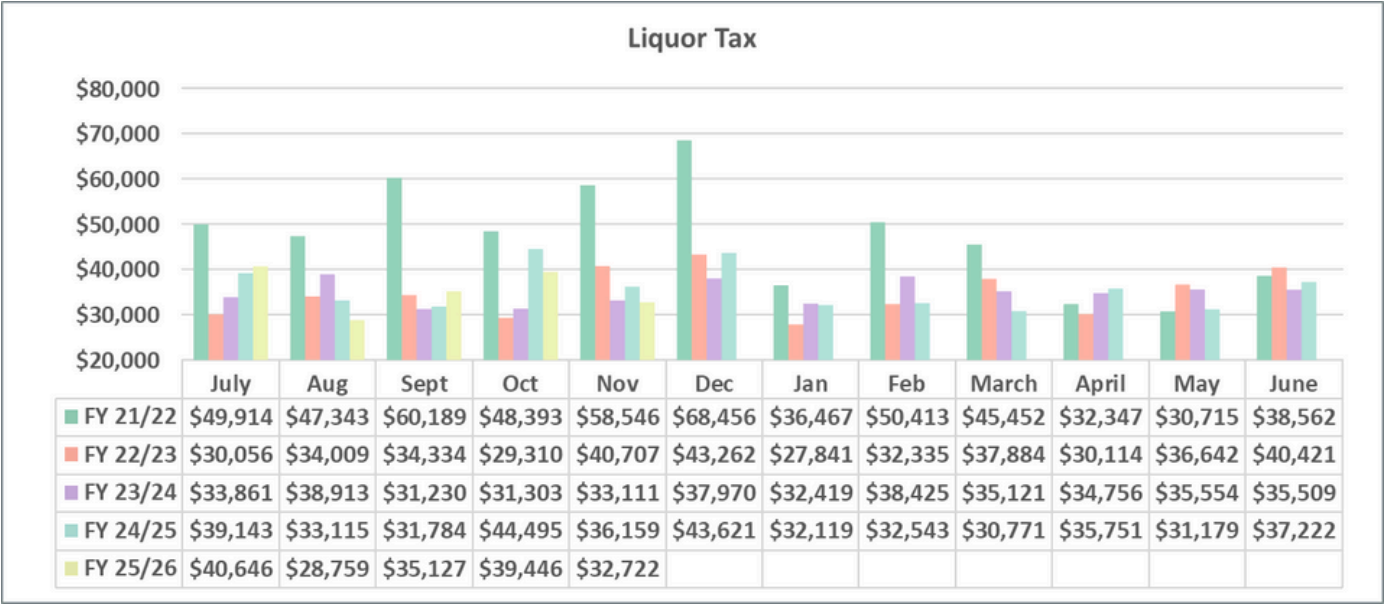
DECEMBER 2025



CITY OF CROSSVILLE

LIQUOR TAX

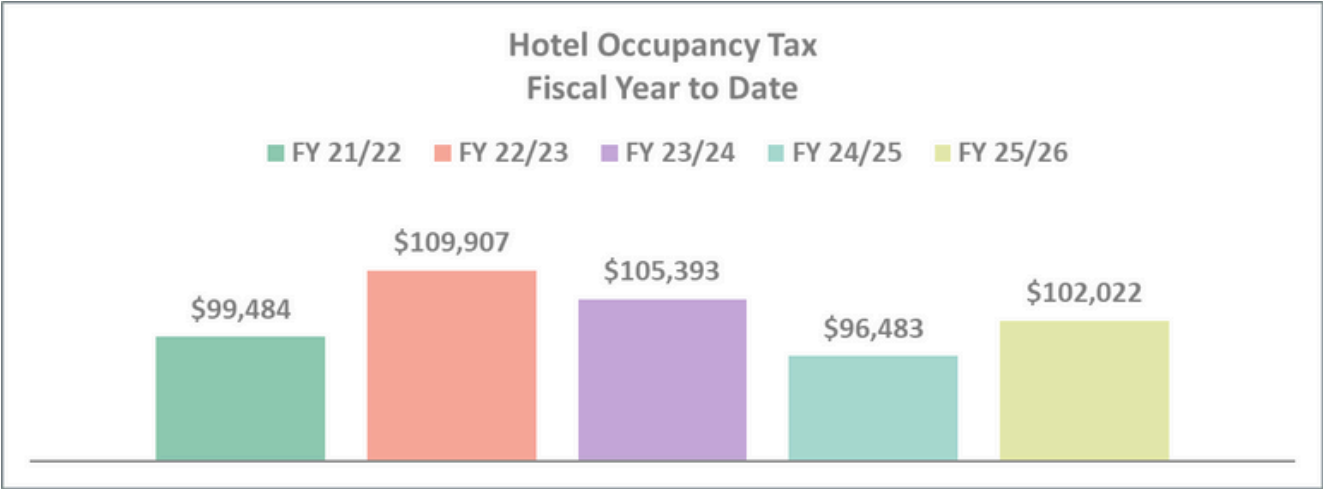
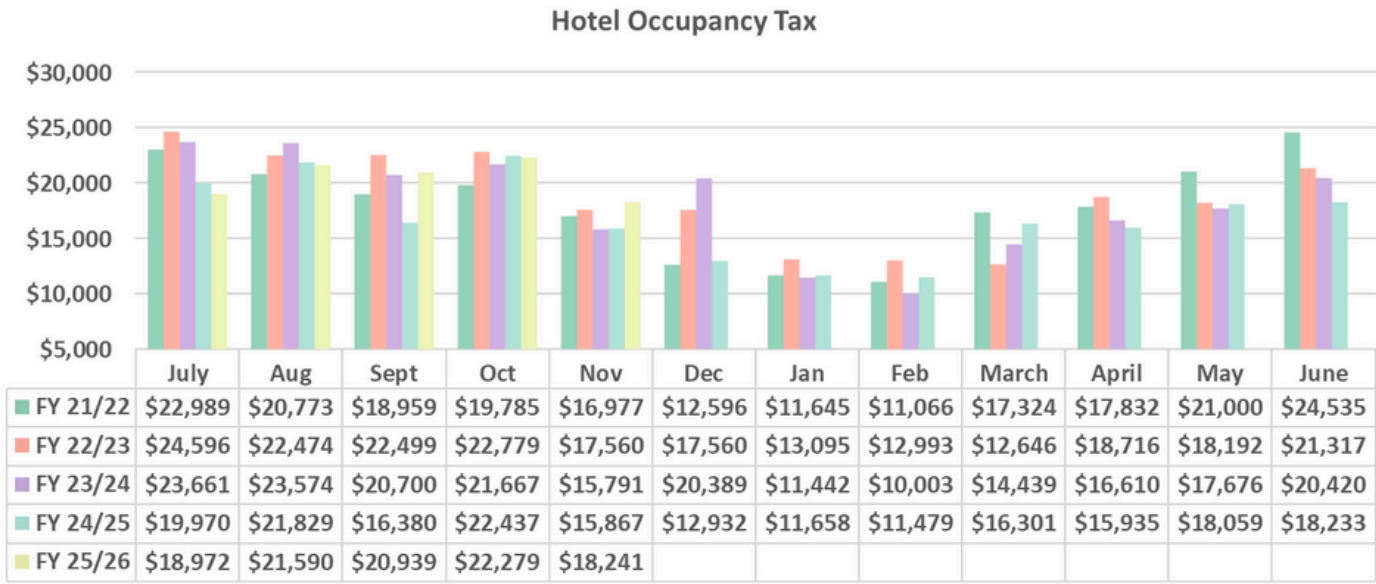
DECEMBER 2025



CITY OF CROSSVILLE

HOTEL OCCUPANCY TAX

DECEMBER 2025

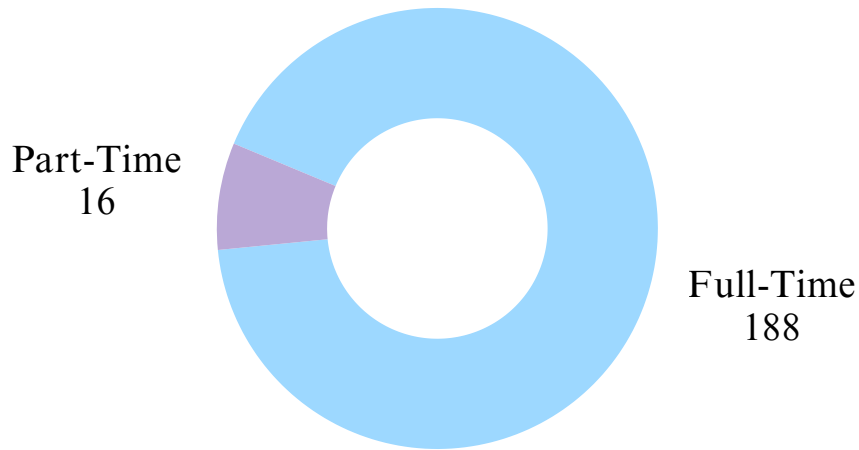


CITY OF CROSSVILLE

HUMAN RESOURCES

DECEMBER REPORT

Employees



YEARS OF SERVICE

Don Cole	7
Carl Kerley	7
Justin Timmons	3

Employee Luncheon Results:

26
Service Awards

EMPLOYEE OF THE 1ST QUARTER

Kyle Sherrill

EMPLOYEE OF THE 2ND QUARTER

Justin Troglin

EMPLOYEE OF THE 3RD QUARTER

Sergeant Keith Sadula

EMPLOYEE OF THE 4TH QUARTER

Randy Hawn

JOB VACANCIES

- Utility Maintenance
- Parks & Rec
 - Maint. Worker

NEW HIRES

- Parks & Rec.
 - Justin Kerley



CROSSVILLE POLICE DEPARTMENT

MONTHLY STATS REPORT

DECEMBER 2025

CITATIONS		OFFENSES		ARRESTS	
Change of Address	4	Theft from Building	1	Burglary	2
Speeding	16	Theft of Vehicle Parts	1	Weapons Law Violation	3
Seatbelt Violation	14	Assault	2	Theft from Vehicle	1
Texting while Driving	6	Rape	1	Assault	2
Failure to Signal	1	Dog Bite	1	Fraud	2
Insurance Violation	13	Fraud	5	Hit & Run	2
Registration Violation	12	Forcible Fondling	1	Resist/Evading Arrest	1
Light Law Violation	13	Shoplifting	5	Drug Violation	14
No DL	1	Vehicle Theft	1	Drug Equipment	8
Improper Passing	1	Death	4	DUI	5
Ran Traffic Light	4	Intimidation	1	Vehicle Theft	1
Ran Stop Sign	4	Overdose	2	DOR/DOS/No DL	4
Window Tint Violation	2	Drug Violation	2	Shoplifting	4
Improper Use of Lane	1	Lost Property	6	Public Intoxication	10
		APS Referral	1	Traffic Violations	2
		Drug Equipment	1	Criminal Trespass	2
		Criminal Trespass	2	Warrant	18
		ICAC Cases	1	Reckless Driving	1
		Animal Cruelty	1	Domestic Assault	3
		Indecent Exposure	1	Viol. OP/Bond Conditions	6
		Missing person	1	Sex Offender Violation	1
		Firearm Discharge	1	Criminal Impersonation	1
				Tampering with Evidence	1
				Contraband into Jail	1
				Vaping Violation	1
				Assault of Officer	1
TOTAL	92	TOTAL	42		
SPEED WARNINGS	7	JUVENILE ARRESTS			
WARNINGS	2	Drug Violation	1		
Accidents		Drug Equipment	1		
Fatality	0	Vaping Violation	20	TOTAL	97
With Injury	14	Assault	3	ROAD CALLS	1928
Without Injury	20	Domestic Assault	1	SCHOOL CALLS	924
Minor	85	Resisting Arrest	1	ANIMAL CONTROL CALLS	51
TOTAL	119	TOTAL	27	TOTAL CALLS	2903

* December 13th - Christmas Parade and 5k - Provided Traffic and Crowd Control

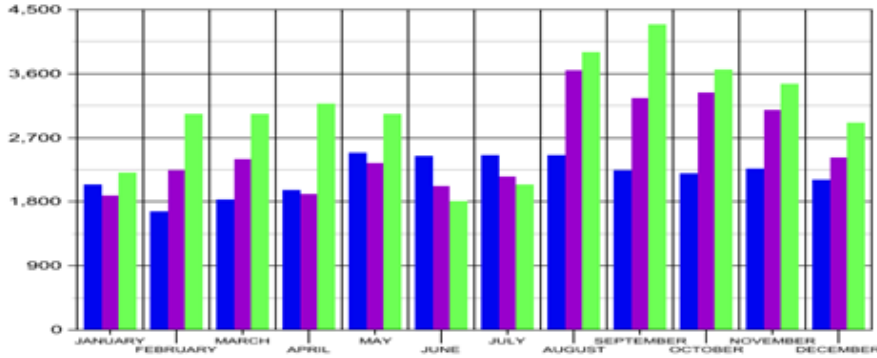


CROSSVILLE POLICE DEPARTMENT

STAT COMPARISONS

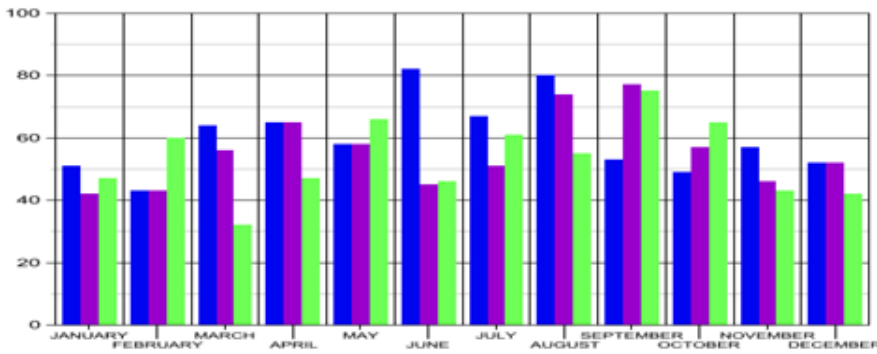
YEAR TO YEAR

2023 2024 2025



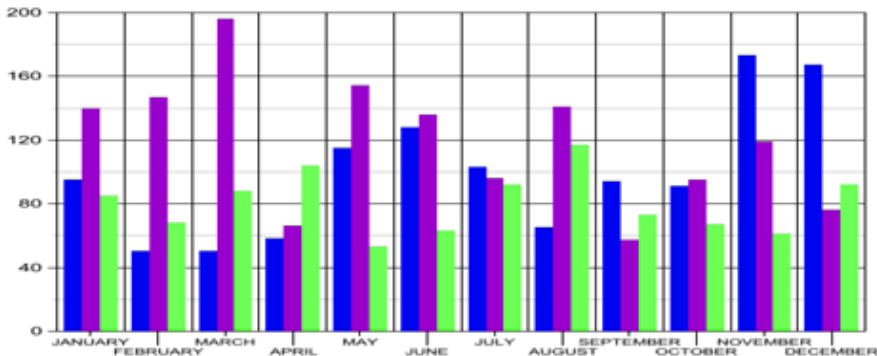
CALLS

2023 — 26,115
2024 — 30,665
2025 — 36,545



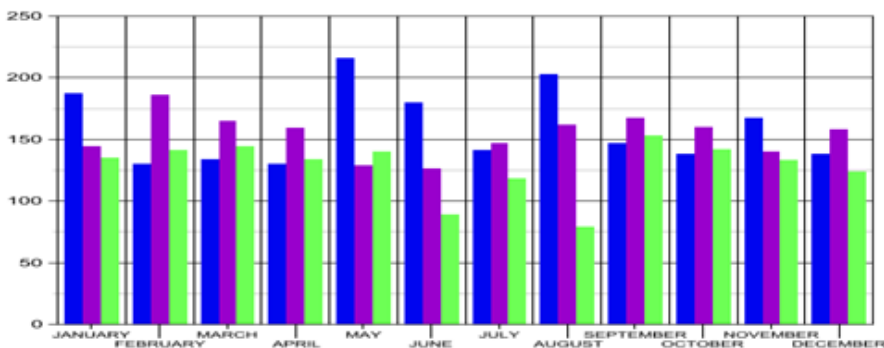
OFFENSES

2023 — 721
2024 — 787
2025 — 639



CITATIONS

2023 — 1,189
2024 — 1,423
2025 — 963



ARRESTS

2023 — 1,911
2024 — 1,840
2025 — 1,532



CROSSVILLE POLICE DEPARTMENT

SRO REPORT

DECEMBER 2025

CUMBERLAND COUNTY HIGH SCHOOL

Activity	Count	As Substitute	Total Count	% To Total
ARREST	14	0	14	1.52
ATHLETIC EVENT SECURITY	1	0	1	0.11
CALLS FOR SERVICE	102	0	102	11.04
COUNSELING SERVICES	161	0	161	17.42
MEETINGS	4	0	4	0.43
MISCELLANEOUS	1	0	1	0.11
REPORTS	8	0	8	0.87
SECURITY	79	0	79	8.55
TRAINING	0	0	0	0.00

School By Activity Type Count: 370 0 370

GLENN MARTIN ELEMENTARY SCHOOL

Activity	Count	As Substitute	Total Count	% To Total
ARREST	0	0	0	0.00
ATHLETIC EVENT SECURITY	1	0	1	0.11
CALLS FOR SERVICE	61	0	61	6.60
COUNSELING SERVICES	81	0	81	8.77
MEETINGS	0	0	0	0.00
MISCELLANEOUS	0	0	0	0.00
REPORTS	0	0	0	0.00
SECURITY	70	0	70	7.58
TRAINING	0	0	0	0.00

School By Activity Type Count: 213 0 213

PHOENIX

Activity	Count	As Substitute	Total Count	% To Total
ARREST	28	0	28	3.03
ATHLETIC EVENT SECURITY	0	0	0	0.00
CALLS FOR SERVICE	19	0	19	2.06
COUNSELING SERVICES	84	0	84	9.09
MEETINGS	0	0	0	0.00
MISCELLANEOUS	0	0	0	0.00
REPORTS	8	0	8	0.87
SECURITY	21	0	21	2.27
TRAINING	0	0	0	0.00

School By Activity Type Count: 160 0 160

STONE MEMORIAL HIGH SCHOOL

Activity	Count	As Substitute	Total Count	% To Total
ARREST	16	0	16	1.73
ATHLETIC EVENT SECURITY	3	0	3	0.32
CALLS FOR SERVICE	37	0	37	4.00
COUNSELING SERVICES	49	0	49	5.30
MEETINGS	7	0	7	0.76
MISCELLANEOUS	0	0	0	0.00
REPORTS	2	0	2	0.22
SECURITY	67	0	67	7.25
TRAINING	0	0	0	0.00

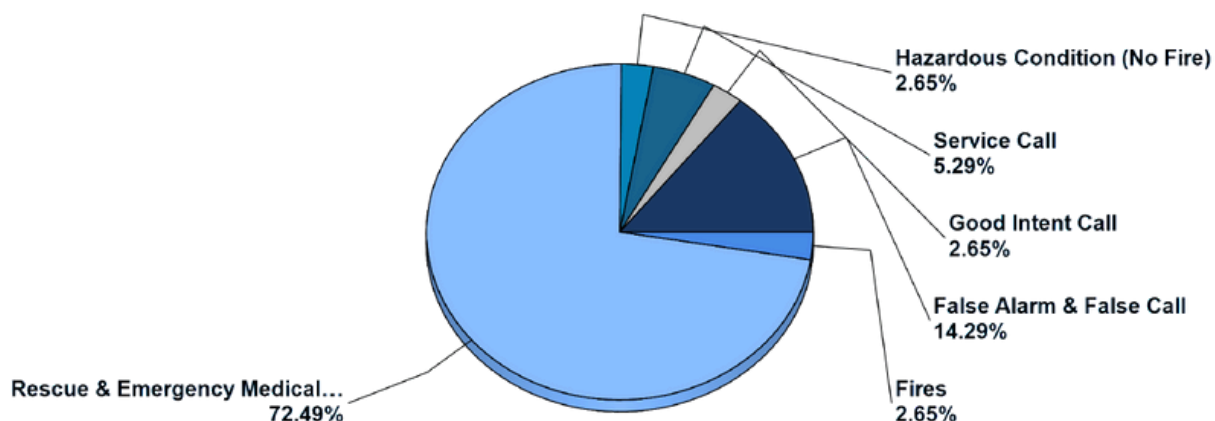
School By Activity Type Count: 181 0 181



CROSSVILLE FIRE DEPARTMENT

MAJOR INCIDENTS

DECEMBER REPORT



MAJOR INCIDENT TYPE	# INCIDENTS	% of TOTAL
Fires	5	2.65%
Rescue & Emergency Medical Service	137	72.49%
Hazardous Condition (No Fire)	5	2.65%
Service Call	10	5.29%
Good Intent Call	5	2.65%
False Alarm & False Call	27	14.29%
TOTAL	189	100%

Detailed Breakdown by Incident Type		
INCIDENT TYPE	# INCIDENTS	% of TOTAL
111 - Building fire	2	1.06%
131 - Passenger vehicle fire	1	0.53%
141 - Forest, woods or wildland fire	2	1.06%
321 - EMS call, excluding vehicle accident with injury	120	63.49%
322 - Motor vehicle accident with injuries	11	5.82%
324 - Motor vehicle accident with no injuries.	6	3.17%
411 - Gasoline or other flammable liquid spill	2	1.06%
412 - Gas leak (natural gas or LPG)	1	0.53%
441 - Heat from short circuit (wiring), defective/worn	1	0.53%
444 - Power line down	1	0.53%
500 - Service Call, other	8	4.23%
550 - Public service assistance, other	1	0.53%
561 - Unauthorized burning	1	0.53%
611 - Dispatched & cancelled en route	3	1.59%
622 - No incident found on arrival at dispatch address	2	1.06%
700 - False alarm or false call, other	2	1.06%
731 - Sprinkler activation due to malfunction	1	0.53%
732 - Extinguishing system activation due to malfunction	1	0.53%
733 - Smoke detector activation due to malfunction	3	1.59%
735 - Alarm system sounded due to malfunction	2	1.06%
736 - CO detector activation due to malfunction	1	0.53%
740 - Unintentional transmission of alarm, other	1	0.53%
741 - Sprinkler activation, no fire - unintentional	1	0.53%
743 - Smoke detector activation, no fire - unintentional	3	1.59%
744 - Detector activation, no fire - unintentional	1	0.53%
745 - Alarm system activation, no fire - unintentional	10	5.29%
746 - Carbon monoxide detector activation, no CO	1	0.53%
TOTAL INCIDENTS:	189	100%



CITY OF CROSSVILLE

WATER LOSS

DECEMBER REPORT

	Consumption	Water loss - flushing	Water loss - leaks	Water loss - fire fighting	Total Internal Use	Unaccounted - for Water	Pumped Water	LOSS %
2024								
January	88,553,100	378,481	3,495,413	0	3,873,894	39,582,706	132,009,700	30%
February	105,450,600	509,475	141,116	720	651,311	3,165,589	109,267,500	3%
March	90,362,500	293,661	382,776	25,360	701,797	19,023,803	110,088,100	17%
April	89,912,900	23,866	2,199,219	1,800	2,224,885	19,623,215	111,761,000	18%
May	95,249,300	60,692	2,820,340	6,835	2,887,867	22,702,133	120,839,300	19%
June	98,602,900	123,767	2,447,742	30,475	2,601,984	25,893,816	127,098,700	20%
July	115,335,300	238,550	3,193,598	12,180	3,444,328	15,916,372	134,696,000	12%
August	123,053,100	723,971	3,740,784	18,490	4,483,245	5,883,055	133,419,400	4%
September	113,992,200	1,244,809	2,244,280	7,735	3,496,824	3,370,977	120,860,000	3%
October	106,415,200	219,050	4,478,022	8,448	4,705,520	8,171,380	119,292,100	7%
November	100,404,600	98,871	1,509,121	3,539	1,611,531	3,160,369	105,176,500	3%
December	96,556,900	32,406	2,061,039	1,800	2,095,245	17,409,855	116,062,000	15%
2025								
January	94,545,900	346,675	2,190,268	5,825	2,542,768	25,624,232	122,712,900	21%
February	105,136,000	67,747	689,662	3,900	761,309	757,091	106,654,400	1%
March	93,026,100	310,111	4,321,812	9,840	4,641,763	9,698,437	107,366,300	9%
April	91,599,900	267,289	1,432,904	33,420	1,733,613	10,656,487	103,990,000	10%
May	96,969,500	1,298,333	1,017,709	11,915	2,327,957	14,499,643	113,797,100	13%
June	102,665,700	201,256	1,231,246	24,188	1,456,690	17,444,610	121,567,000	14%
July	105,261,000	165,528	3,107,535	44,755	3,317,818	23,579,182	132,158,000	18%
August	112,701,500	198,478	2,034,632	40,225	2,273,335	10,847,165	125,822,000	9%
September	106,954,400	862,124	2,711,100	805	3,574,029	8,624,671	119,153,100	7%
October	99,261,700	122,541	1,000,604	7,002	1,130,147	22,540,553	122,932,400	18%
November	98,924,500	74,878	2,090,374	11,575	2,176,827	16,110,073	117,211,400	14%
December	99,282,900	213,217	373,206	23,025	609,448	25,342,852	125,235,200	20%
TOTAL:								
6 mos	622,386,000	1,636,766	11,317,451	127,387	13,081,604	107,044,496	742,512,100	14%
12 mos	1,206,329,100	4,128,177	22,201,052	216,475	26,545,704	185,724,996	1,418,599,800	13%



CITY OF CROSSVILLE

STREET DEPARTMENT

DECEMBER REPORT

Street Department Work Orders:

- Sweeper Truck
 - 152 locations
- Brush Removal – 20 loads, 108 locations.
- Leaf Removal – 358 locations, 132 loads of leaves
- Patched a water leak cut on W. Adams Street
- Patch gravel shoulders on the
 - Corner of Old Jamestown Hwy and Matherly Street
 - Corner of Holiday Drive and Mockingbird Drive
 - Corner of Keyes Street and Livingston Road.
- Clean catch basins
 - Keyes Street, Fourth Street, Stanley Street, Webb Avenue, E. First Street, Yvonne Avenue, My Yamaha Drive, Dunbar Avenue and Cleveland Street
- Deer removal
 - 1640 West Avenue
- Painted the curbs at the Police Department

Sign and Electrical Maintenance Work Orders:

- Traffic signal light repair
 - #19 Genesis Road @ Interstate Drive – Green ball, #4 Hwy 127 @ E. First Street – Replace PED pole, #32 West Avenue @ Miller Avenue – Wavetronix repair, #35 West Avenue @ Old Lantana Road – Reset Wavetronix
- Electrical Maintenance/Repairs on Street Lights
 - Peavine Road @ I-40EB – move the meter bases
 - Rebuild street light on 127 & Elmore Road
 - Rebuilt street light poles at the Art Circle Public Library
- School Light Maintenance
 - South school – replaced the battery and reprogrammed the lights.
 - Rebuilt school lights by Stone Memorial High School
- Sign repair/Maintenance and Fabricating letters
 - Stop signs at Stoneway @ Woodway; S. Main Street @ W. Adams Street, East Street @ E. First Street, Rector Avenue @ W. Fifth Street, Stanley Street @ Rector Avenue, three new Stop signs in Kingsgate, Deerfield/Larch, Iris/Westheria, Carriage/Crescent, N. Main Street/Chestnut Street, Fourth Street/Henry Street, Old Watkins/Stanley Street, Justice Street/Stanley Street, Irwin @ Stanley Street
 - Installed new Netherton Court with “Dead End” on sign
 - Put Stop sign back up on School Avenue
 - New street signs for Knights Way, Kingsgate Drive, Kings Row, Sparta Hwy, Holiday Drive, Cardinal Loop, Sandpiper Loop, Albatross Circle, Sparta Drive @ Miller Avenue, Livingston Road @ Industrial Blvd.,

Miscellaneous:

- Christmas lights
- Uncover and raise manholes on Cleveland Street
- Road closures:
 - 5K Fitness Run and the Christmas Parade
- Beeper Call-out:
 - Tree in R.O.W. on Diane Lane
 - Snow removal



CITY OF CROSSVILLE MAINTENANCE DEPARTMENT DECEMBER REPORT

GENERAL MAINTENANCE WORK ORDERS

COMPLETED: 64

SPECIAL PROJECTS/WORK ORDERS:

- Finished breakroom at the garage.
- Planted trees on Tennessee Avenue.
- Remodeled the floor at Turner Park.
- Cleaned and weed-eat the fence at the Airport.

SERVICE TRUCK CALLS: 28

VEHICLE/EQUIPMENT SERVICES AND REPAIRS:

- | | |
|--|---|
| <ul style="list-style-type: none"> • CODES <ul style="list-style-type: none"> ◦ NONE • AIRPORT <ul style="list-style-type: none"> ◦ Unit 328 – Service, wipers. ◦ Fusion – Service, rotate tires, remove and replace intake gaskets, remove and replace valve cover gaskets, replace battery • CATOOSA <ul style="list-style-type: none"> ◦ Unit 1209 – Service, serpentine belt. ◦ Unit 1200 – Service, rotate tires. • FIRE <ul style="list-style-type: none"> ◦ Squad 2 – Service, air-filter. ◦ Unit 16 – Cab latch, auto eject plug. • MAINTENANCE <ul style="list-style-type: none"> ◦ Unit 205 – Service, air-filter, patch left rear tire. • WATER TRANSMISSION/SEWER <ul style="list-style-type: none"> ◦ Unit 457 – Service. ◦ Unit 433 – Remove and replace all deck boards. ◦ Unit 401 – Service and rotate tires. • STREET <ul style="list-style-type: none"> ◦ Unit 621 – Remove and replace three hydro lines. ◦ Unit 609 – Two glow plugs. • POLICE <ul style="list-style-type: none"> ◦ Unit # to be assigned – Installed front push bumper with lights & sirens, installed light bar on roof and radio antenna, installed hatch and rear window lights, installed light controller, radio, handheld charger and laptop mount, installed most of the cage assembly and gun locks, installed rear door window guards. ◦ Unit 34 – Service. ◦ Unit 10 – Service. ◦ Unit 58 – Service, front brakes – pads and rotors, made a door actuator. ◦ Unit 80 – Service, rotate tires, battery, and wiper blades. ◦ Unit 26 – Water pump, intake gaskets. ◦ Unit 20 – Service, rotate tires. ◦ Unit 22 – Service, rotate tires, check engine light. ◦ Unit 72 – Service, wipers, and new tires. | <ul style="list-style-type: none"> • PARKS & RECREATION <ul style="list-style-type: none"> ◦ Unit 753 – Service, rotate tires, valve cover gasket. • WATER TREATMENT <ul style="list-style-type: none"> ◦ Unit 903 – Service, rotate tires, washer fluid sprayer. • IT DEPARTMENT <ul style="list-style-type: none"> ◦ NONE • EMERGENCY MANAGEMENT <ul style="list-style-type: none"> ◦ NONE • ENGINEERING <ul style="list-style-type: none"> ◦ NONE • CEMETERY <ul style="list-style-type: none"> ◦ NONE • STORM WATER <ul style="list-style-type: none"> ◦ NONE • VEOLIA <ul style="list-style-type: none"> ◦ NONE • CENTRAL STAFF <ul style="list-style-type: none"> ◦ NONE |
|--|---|



CITY OF CROSSVILLE WATER TREATMENT PLANT DECEMBER REPORT

Holiday Hills

General Maintenance:

- Changed monthly water filters for machines
- Serviced Dehumidifiers
- Serviced even number motors and pumps
- Changed caustic tubes in pumps
- Changed poly tubes in pumps
- Took down all old caustic lines in chem room and basement
- Ran new outlet for dehumidifier
- Worked on heater in salt room
- Replaced screen in finish 1 pump panel
- Fixed leaky valve on carry water to Caustic

Unexpected Repairs:

- NONE

Continuing Projects:

- Pump changeouts and plumbing for pre and post miox
- New plumbing and chemical drops in the finished water line in basement

Meadow Park Lake

General Maintenance:

- Changed monthly water filters for machines
- Serviced Dehumidifiers
- Serviced even number motors and pumps
- Changed caustic tubes in pumps
- Replaced valve in raw pit
- Cleaned out all venturi ports
- Put new metal grates in the chem room in front of caustic tank
- Cleaned ports for ROF and LOH meters
- Cut vent and fill loose on caustic tank
- Fixed check valve on miox machine
- Spread load of gravel
- Repaired main miox storage tank
- Took out old caustic tank and pumps replaced with new scales and tank
- Replaced faulty connector on caustic feed line
- Took jesco pump apart for repairs

Unexpected Repairs:

- Took jesco pump apart for repairs
- Check valve

Continuing Projects:

- New bicarb stands for raw pumphouse



CITY OF CROSSVILLE

UTILITY MAINTENANCE

DECEMBER REPORT

Key Metrics:

- Locations: 243
- Backflows Tested: 19
- Grinder Pumps Sold: 2
- Preliminary Inspections: 5
- Final Inspections: 5
- Replacement Pumps: 2
- Grinder Pump Repairs: 19
- Total Water Loss: 281,256 gallons

Meter Services:

- Turn-Ons: 21
- Turn-Offs: 18
- Occupant Changes: 80
- Reinstates: 36
- Checks, Replacement, Repair: 12

Repairs and Installations:

- Water Taps: 6
- Main Line Leaks: 7
- Service Repairs: 5
- Sewer Taps: 4
- Sewer Line Repairs: 3
- Graves: 6

Pipe Installed:

- 182' of 3/4" copper
- 68' of 1" copper
- 0' of 2" copper
- 46' of 6" PVC
- 0' of 12" PVC
- 47' 2" PVC
- 4' of 4" PVC
- 0' of 3/4" PVC
- 0' of 1" PVC
- 0' of 4" HDPE
- 0' of 2" HDPE
- 0' of 6" HDPE
- 0' of 10" PVC
- 0' of 8" PVC

Monthly Summary of Activities:

- Replaced approx. 8 ¾ water meters due to meter or AMR malfunctioning
- Meters were read, service orders completed, and customer complaints addressed
- 19 backflow devices were tested
- Sewer and water leaks were fixed
- Water and sewer taps were made
- Hydrant testing has finished and maintenance started
- Started Water and Sewer Line extensions on Northside Drive

Water Leaks Repaired:

- 533 Bent Tree Drive
- 263 Ridgewood Drive
- 129 Larissa Street
- 660 West Avenue
- 989 Sparta Highway
- 80 Stone Drive
- 37 Basswood Circle
- 153 Sherman Drive

- 300 Mockingbird Drive
- 140 Hickory Hollow Drive
- 102 Highland Courtyard

Water Taps:

- 111 Our Way Loop Irrigation
- 1116 Mimosa Lane
- 359 Myrtle Avenue
- 197 Tomlon Road L.30
- 135 Peachtree Drive
- 1362 Miller Avenue - Green House

Sewer Taps:

- 1058 Crabtree Road
- 197 Tomlon Road L.30
- 302 Stoneview Drive L.38
- 276 Stoneview Drive L.37

Sewer Line Repairs

- 40 Knights Way
- 64 Kings Row
- 4615 Highway 127 North

Grinder Pump Finals

- 100 Canary Drive
- 1139 Cook Road
- 1151 Cook Road
- 1161 Cook Road
- 143 Deep Draw Road

Grave Services:

- Doyle Houston
- Beulah Cottrell
- Loretta G. Moran
- George Young
- Theodore Wille
- Timothy Painter

Next Month's Forecast:

- Replace AMR Meters and ERTs as needed
- Do water & sewer taps and graves
- Repair Grinder pumps and cleanings and maint. checks
- Test Back flows
- Hydrant Testing / Maintenance
- Finish water and sewer line ext. on Northside Drive
- Start sewer line ext. on Palmeto Drive



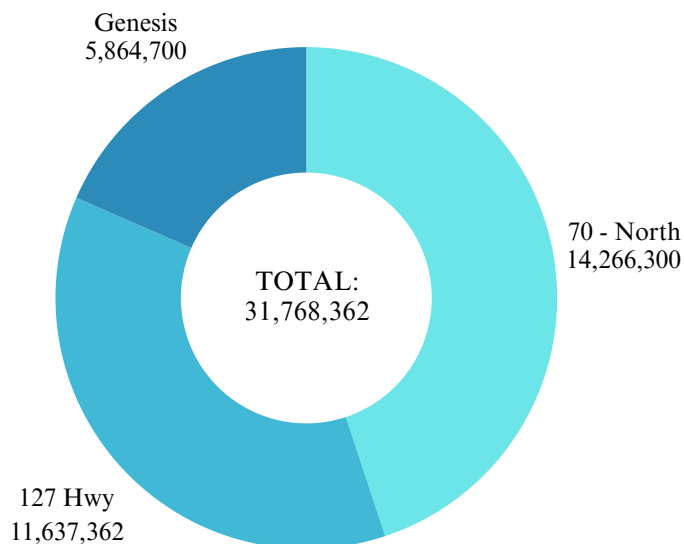
CITY OF CROSSVILLE

CATOOSA

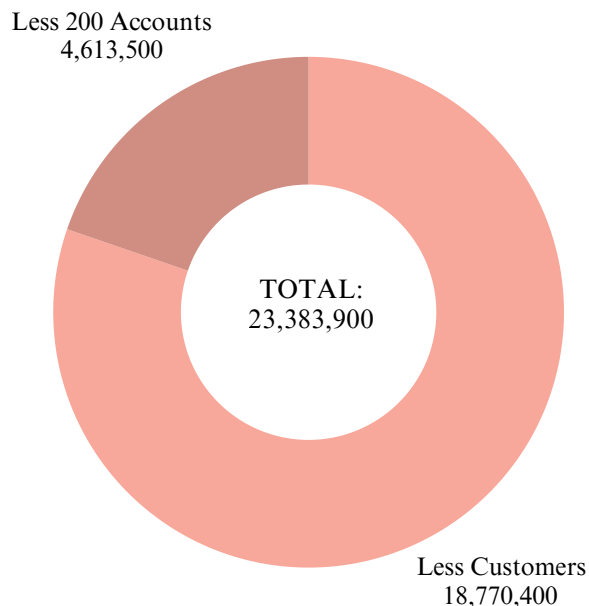
WATER LOSS & MAINTENANCE

DECEMBER REPORT

WATER PURCHASED



WATER SOLD



Water Loss				Maintenance	
Master Pumps			Water Sold	Meter and Taps	
70 - North	14,266,300	Master Pumps Total	31,768,362	Water Taps	7
127 Hwy	11,637,362	Less Customers	18,770,400	Meters Changed Out	0
Genesis	5,864,700	Less 200 Accounts	4,613,500	Read Meters - Radio (for City) 200 Accounts	227
62 HWY	0		8,384,462	Read Meters	5471
		Percent of Loss	26%	Meters Locked (non-payment)	0
TOTAL	31,768,362			Meters Unlocked	11
		Fire Department		Registers Changed	0
		Tank Cleaning and Filling		Meters Reread	140
		Metered Filling		Leaks Repaired	
		Metered Flushing	64,627	Water-Main Line	1
		Unmetered Flushing	42,940	Water-Service Line	4
		Unmetered Leak	197,600	Blow-off Lines	2
		Bill Adjustments		Other	
		Metered Leaks		Other Work Orders Processed	69
		Bulk Sales		Backflows Tested	0
		TOTAL	8,079,295	Line Locations	257
		TOTAL Percent of Loss	25%		



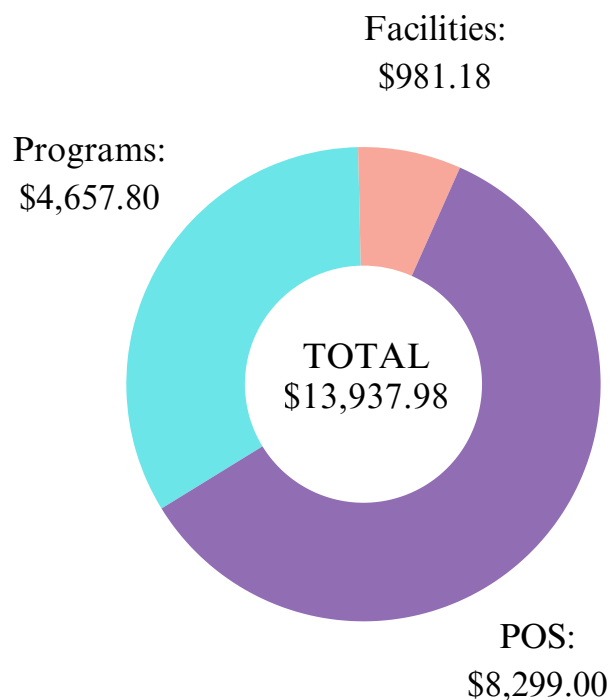
CITY OF CROSSVILLE

LEISURE SERVICES - PARKS

DECEMBER REPORT

RECEIVABLES TOTAL BY CATEGORY

Programs			
CYBS Youth Baseball	\$3,027.57	39	
CYBS Youth Softball	\$853.93	11	
CYBS Youth T-ball/Coach Pitch	\$776.30	10	
TOTAL	\$4,657.80	60	
Facilities			
Centennial Park Shelter 2	\$0.00	0	
Centennial Park Shelter 3	\$0.00	0	
Crossville Depot Meeting Room	\$890.10	7	
Meadow Park Lake Shelter 1	\$0.00	0	
Meadow Park Lake Shelter 2 (Next to Playground)	\$0.00	0	
Pickleball Court 1	\$4.14	1	
Pickleball Court 2	\$4.14	1	
Pickleball Court 3	\$6.21	2	
Pickleball court 4	\$8.28	3	
Pickleball Court 5	\$12.42	3	
Pickleball Court 6	\$16.56	4	
Pickleball Court 7	\$16.56	4	
Pickleball Court 8	\$22.77	7	
Turner Field 1	\$0.00	0	
TOTAL	\$981.18	32	
POS			
Palace	\$8,299.00	489	
TOTAL	\$8,299.00	489	
Vendor			
	\$0.00	0	
MPL			
Ramp			
Camp			
Boat Rental			

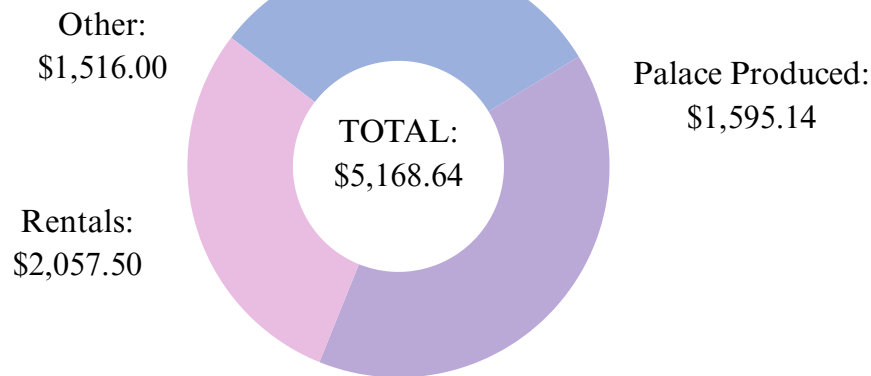


CITY OF CROSSVILLE

LEISURE SERVICES - PALACE THEATRE

DECEMBER REPORT

Event Revenue



PALACE-PRODUCED EVENTS	Event Date	Artist Fee	# Tickets	Ticket Revenue	ACTUAL Ticket	Concessions Revenue	Light/Sound Tech	NET P/L
MOVIE: Home Alone	December 3	-\$205.00	83	\$415.00	\$415.00	\$347.00		\$557.00
MOVIE: Nightmare Before Christmas	December 9	-\$205.00	55	\$275.00	\$275.00	\$246.00		\$316.00
MOVIE: A Christmas Carol	December 11	-\$205.00	33	\$165.00	\$165.00	\$135.00		\$95.00
MOVIE: White Christmas	December 17	-\$205.00	53	\$265.00	\$265.00	\$198.00		\$258.00
MOVIE: Miracle on 34th Street	December 18	-\$205.00	35	\$155.00	\$155.00	\$149.00		\$99.00
Jacob Johnson*	December 18	-\$705.60	48	\$1,344.00	\$1,093.74	\$82.00	-\$200.00	\$270.14
TOTALS:		-\$1,730.60	307	\$2,619.00	\$2,368.74	\$1,157.00	-\$200.00	\$1,595.14
* = Ticket splits								
RENTALS	EVENT DATE	RENT	# Tickets	Ticket Revenue	OUR FEES	Concessions Revenue	Light/Sound Tech	NET P/L
Fair Park Senior Center	December 4	\$350.00	220			\$477.00	-\$200.00	\$627.00
Re/Max Finest for fundraiser movie: Elf	December 5	\$225.00	127	\$635.00	-\$317.50	\$518.00		\$425.50
CAC for fundraiser movie: Best Christmas Pageant Ever	December 6	\$225.00	122	\$610.00	-\$305.00	\$446.00		\$366.00
COCCO	Dec 10/12	\$125.00				\$278.00	-\$75.00	\$328.00
Rotary for fundraiser movie: Christmas Vacation	December 19	\$225.00	78	\$390.00	-\$205.00	\$291.00		\$311.00
TOTALS:		\$1,150.00	547		-\$827.50	\$2,010.00	-\$275.00	\$2,057.50
OTHER	EVENT DATE	RENT/License	# Tickets	Ticket Revenue	NET TICKET REVENUE	Concessions Revenue	Sound Tech	NET P/L
Pleasant Hill Elementary	December 3	-\$205.00	67			\$335.00		\$130.00
Brown	December 11		19			\$95.00		\$95.00
Brown	December 12		45			\$225.00		\$225.00
North	December 16	-\$205.00	158			\$790.00		\$585.00
Cookies with Santa (City employees)	December 16		160			\$46.00		\$46.00
Bledsoe	December 18	-\$205.00	55			\$275.00		\$70.00
Sycamore Elementary	December 19	-\$205.00	109			\$545.00		\$340.00
TOTALS:		-\$820.00	613			\$2,311.00		\$1,491.00
Additional concessions						\$25.00		\$25.00
TOTAL December: 19 Events		-\$1,400.60	1,467	\$2,619.00	\$1,541.24	\$5,503.00	-\$475.00	\$5,168.64



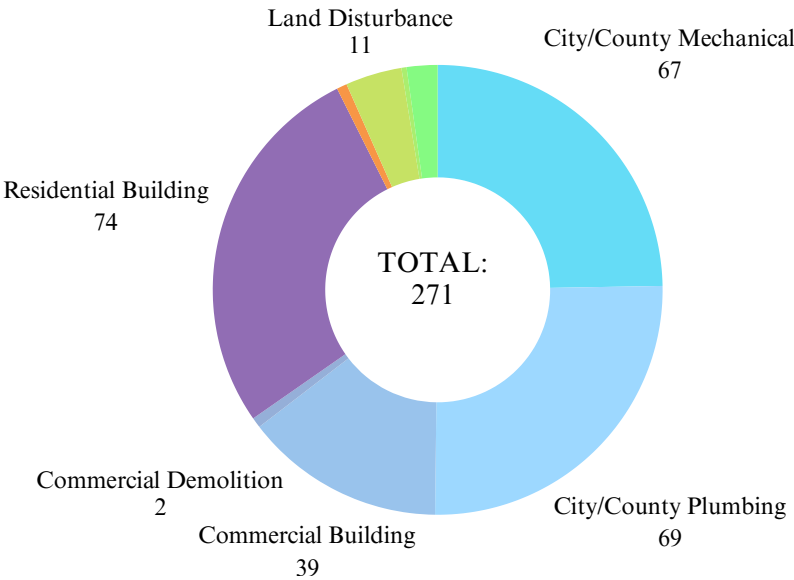
CITY OF CROSSVILLE
LEISURE SERVICES - TOURNAMENTS
DECEMBER REPORT

No events were held during this reporting period due to the seasonal nature of the activities.

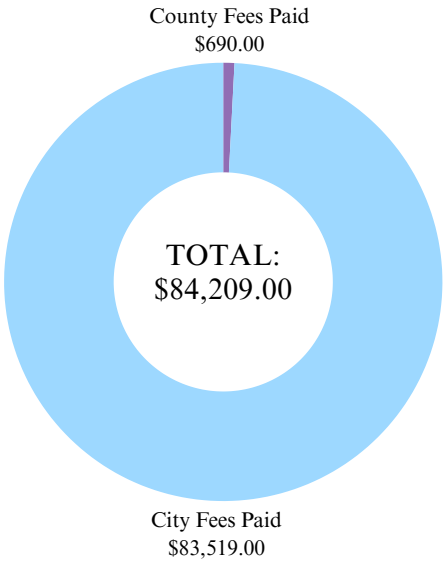


CITY OF CROSSVILLE
CODES DEPARTMENT
DECEMBER REPORT

PERMITS
ISSUED



FEES
PAID



	City & County Mechanical	City & County Plumbing	City Commercial Building	City Commercial Demolition	City Residential Building	City Residential Demolition	Land Disturbance Permits	Plans Review	Sign	Total Permits	County Fees Paid	City Fees Paid	Total Fees Paid
July 2025	9	7	6	0	5	0	1	0	0	28	\$135.00	\$6,971.00	\$7,106.00
August 2025	14	16	4	0	15	1	3	0	1	54	\$120.00	\$13,731.00	\$13,851.00
September 2025	10	4	5	0	4	0	1	0	1	25	\$390.00	\$7,734.00	\$8,124.00
October 2025	7	27	10	1	32	0	1	0	2	80	\$0.00	\$39,028.00	\$39,028.00
November 2025	17	6	8	1	9	1	5	0	1	48	\$45.00	\$9,864.00	\$9,909.00
December 2025	10	9	6	0	9	0	0	1	1	36	\$0.00	\$6,191.00	\$6,191.00
Total	67	69	39	2	74	2	11	1	6	271	\$690.00	\$83,519.00	\$84,209.00



CITY OF CROSSVILLE
ENGINEERING DEPARTMENT
DECEMBER REPORT

Project	Current Status	Dates
TDOT 127 North Utility Relocation Section 1	All of the City's utilities are complete and functioning. A final punch list will be created after more of the road construction has been completed. The Contractor will be installing conduit and pole foundations for the street lights in the coming months. The Contractor will be installing wavetronics sensors on the south bound lanes of US 127 at the east bound ramp signal.	Completion Date Fall 2026
TDOT 127 North Utility Relocation Section 4 (Fentress Cumberland County Line)	The portion of this project that is the City's water utility relocation is complete and a final punch list will be created after the road work is completed.	Target Completion Date August 31, 2026
TDOT 127 North Utility Relocation Section 2	This project is tentatively scheduled to be bid June 2026. All easements have been acquired.	Bid Date June 2026
TDOT 127 North Utility Relocation Section 3	This project is tentatively scheduled to be bid June 2026. All easements have been acquired.	Bid Date June 2026
Northwest Connector Phase 3	The utilities for this project are complete. The Contractor is completing TDOT punch list items. The City has created a punch list of items pertaining to the sidewalk and traffic signals.	Total Completion Date July 21, 2023 Finish from Genesis To Stout May 31, 2022
Northwest Connector Phase 2	All acquisition has been completed by the City. TDOT has certified the ROW and we are now waiting for TDOT to program the construction in the TDOT budget. This project is not in TDOT's three year plan. The project has been entered into a application of the Statewide Partnership Program.	
Interstate Drive Extension East of Genesis Road	The ROW plans have been reviewed by TDOT and the Engineer has updated the plans and the acquisition has started.	
Downtown Sidewalks	The construction of this project is complete. We are in the process of closing the grant.	Completion Date May 1st 2025
Old Lantana Road, County Seat and Southbend Waterline Replacement	The City has reviewed the plans and the Engineer is revising the plans. A construction start date will be established once the easements are acquired.	
Fourth Street and West Avenue Traffic Signal Replacement	The ROW plans have been approved by TDOT and the design certification has been returned to TDOT. The City should have enough STP funds to bid this project next year.	
Meadow Park Water Filtration Plant Sewer Project	The Engineer has created the exhibits for the easements. The City is in the process of acquiring the easements.	Schedule will be forthcoming
Raw Water Study (Meadow Park Lake Expansion)	The City received six proposals for a full-delivery mitigation contractor. The consultant has reviewed the proposals and one firm has been asked to clarify part of the information submitted in their proposal.	
Underwood Street Sidewalk	Acquisition documents will be turned over to the City Attorney so that City Staff can negotiate the acquisitions.	
TDOT SR 24 Highway 70 North Bridge Replacement Utility Relocation	The contractor closed the road last month and has started clearing the vegetation. The Contractor installing the master meter has completed all work with the exception of the telemetry and he is waiting on power for this.	Bid Letting Winter of 2025
Little Obed Pedestrian Bridge and Greenway	The bridge has been ordered and the City has acquired all easements. All TDEC permits have been approved. This project is ready to advertised.	
Truck Route	We received 641 responses from the survey. The Engineers have started to process the survey data. The next step will be to notify the local trucking companies and get feedback from them.	
Creston Road ARPA Waterline Project	The Contractor has completed all of the line installation and all water lines are in service. The Contractor lacks repairing two driveways for completion of the project.	
Peavine Sewer Expansion	The project is complete with the exception of final punch list items.	Start date September 29, 2025
Genesis Road and 127 Sewer Expansion	The Contractor will start the first week in February. All contracts have been signed.	
New Fire Station 2	The Contractor's current schedule shows substantial completion February 11th. The fire station will open without the top coat of asphalt, which will be installed in early spring. The curbing for the parking lots has been completed. A detailed schedule and report was provided to the City Council at the work session.	Contract completion with 41 weather days January 19, 2026
Indian Woods Village Sewer	The plans have been approved. And the City has made the tap for the connection.	
Water Filtration Plant Upgrade	The switch gear for the pump building has been delivered and the contractor will work the installation into their schedule. It was expected to be delivered May of 2026. All other work has been completed.	
First and Fourth Street Traffic Signal Replacement	The Engineer has provided the City with options on pole locations and has incorporated conduits under Main Street in the current project. The Engineer has coordinated the moving of the overhead lines to accommodate the traffic signal poles. The plans have been submitted to TDOT for review.	
Water Filtration SCADA	The SCADA system is functioning at both plants. The Contractor is working a few bugs out of the system.	
Miller Avenue Pump Station (Crab Orchard UD)	The foundations have been installed and the Contractor is starting on the wall installations. The driveway has been brought up to grade and base stone has been installed.	
Miller Avenue Water Line (Crab Orchard UD)	The Contractor has mobilized and has installed about 28% of the line.	
Sparta Drive Water Line Replacement	Staff has reviewed the plans and we are making adjustments and will soon be acquiring easements.	
Livingston Road Realignment	All title work for the right of way is finished. The plan for the road on the church side has been changed from a ditch to curb and gutter.	
Interchange Drive Spec Building	The Contractor has completed about 95% of the footings and 25% of the stem walls. All of the building has been delivered. The erection of the building will start in February.	Completion 9/8/2026
Woodmere Tank Valve Pit Replacement	This project is on the agenda for award.	
Gateway Signs	The plans have been submitted to TDOT for approval.	
Water and Sewer Asset Management Plan	The City has met with a consultant to develop a framework for a request for proposals to complete the plan.	
Catoosa Office	The contract has been executed and a schedule is forthcoming.	
Genesis Tank Painting	This project has been submitted to TDEC and will be bid with a March Council approval.	
Genesis Pump Station Generator	The Generator will be installed this month. The City has acquired an easement for the gas supply line for the generator.	
Dunbar Sewer Study	All information required by the Engineer has been delivered and he is working on the calculations. A draft plan has been submitted for review.	
Centennial Park Playground	A kick off meeting was held this week and a schedule is forthcoming.	
Private Developments		
The Gardens Phase 8 Plat 3	The City is holding a financial guarantee for a temporary Cul-de-sac or the next phase to start.	
The Gardens Phase 8 Plat 4A	The City is holding a financial guarantee for a temporary Cul-de-sac or the next phase to start.	
Sky View Meadow Subdivision Phase 2 & 3	This development is complete and will be removed from this report.	
The Grove	The City is holding a financial guarantee for a temporary Cul-de-sac or the next phase to start.	
Homestead Junction	The City is holding a financial guarantee for road construction that has not started.	



CITY OF CROSSVILLE

AIRPORT FBO

DECEMBER REPORT

Airport Traffic Summary

Total Aircraft Movements (Takeoffs and landings combined):

- December 2025: 945
- December 2024: 702

Fuel Flow

- December 2025: Total gallons: 8,798.77 gal
 - Jet A: 5,880.40 gal | 100LL: 2,918.37 gal
- December 2024: Total gallons: 5,214.71 gal
 - Jet A: 3,835.00 gal | 100LL: 1,379.71 gal

Operational Highlights & Notes

The airport experienced a strong increase in activity in December of 2025 compared to the same period last year. Total movements for the month reached 945 takeoffs and landings, up from 702 in December 2024 (an increase of approximately 34.6% year-over-year), reflecting continued growth in airport usage. Fuel sales showed a notable increase. Total fuel flow in December 2025 was 8,798.77 gallons compared to 5,214.71 gallons in December 2024 (an increase of approximately 68.7%). Jet A accounted for the majority of this growth, with 5,880.37 gallons sold, up approximately 53.3% from December 2024, while 100LL sales totaled 2,918.37 gallons, an increase of approximately 116.6% year-over-year. This represents a significant increase in both turbine and piston activity compared to last year. Overall positive momentum for both the airport operations and the FBO services as we close out the year.



CITY OF CROSSVILLE

FINANCE - BONDS

DECEMBER REPORT

6 Months interest in
November and May
Principal payment in May

				PAY OUT	INT RATE	6/30/2025 LOAN BALANCE	Due May PRINCIPLE PAYMENT	INTEREST PAYMENT	6/30/2026 LOAN BALANCE
General Fund									
	2020 Series A1								
	Bonds	2021	2037	4.00%	\$ 3,725,000	\$ 65,000	\$ 80,050	\$ 3,660,000	
	2020 Series B								
	Bonds	2021	2028	4.27%	\$ 840,000	\$ 275,000	\$ 12,584	\$ 565,000	
	2020 Series A2								
	Bonds	2021	2037	3.00%	\$ 915,000	\$ 70,000	\$ 18,300	\$ 845,000	
					\$ -	\$ -	\$ -	\$ -	
					\$ 5,480,000	\$ 410,000	\$ 110,934	\$ 5,070,000	
Water & Sewer Fund									
	2020 Series C								
	Bonds	0.80534	2050	4.00%	\$ 27,605,000	\$ 630,000	\$ 611,766	\$ 26,975,000	
	Catoosa's Share	0.19466			\$ 5,368,740	\$ 122,636	\$ 119,086	\$ 5,246,104	
					\$ 22,236,260	\$ 507,364	\$ 492,680	\$ 21,728,896	
	2020 Sries D Bonds		2027	4.19%	\$ 410,000	\$ 205,000	\$ 5,776	\$ 205,000	
					\$ 22,646,260	\$ 712,364	\$ 498,456	\$ 21,933,896	
Catoosa									
	2020 Series C								
	Bonds		2050	4.00%	\$ 5,368,740	\$ 122,636	\$ 119,086	\$ 5,246,104	
5/20/2021	RUD Plateau tank	40 yrs	2021	2061	1.75	\$ 840,975	\$ 16,670	\$ 114,302	\$ 824,305
4/11/2022	RUD Plateau tank	40	2061	1.5	\$ 295,900	\$ 5,986	\$ 4,310	\$ 289,914	
					\$ 6,209,715	\$ 139,306	\$ 233,388	\$ 6,070,409	
TOTALS (WATER & SEWER FUND)						\$ 28,855,975	\$ 851,670	\$ 731,844	\$ 28,004,305
TOTAL ALL FUNDS						\$ 34,335,975	\$ 1,261,670	\$ 842,778	\$ 33,074,305



CITY OF CROSSVILLE

FINANCE - GRANTS

DECEMBER REPORT

Grant Agency	Project	Amount			Money Spent	Money Received	To Be Received
		Grant	Local	Total			
AWARDED:							
TDOT-TAP	Downtown Sidewalks/Lights	\$ 2,393,388.00	\$ 757,508.00	\$ 3,150,896.00	\$ 3,833,252.93	\$ 1,568,927.62	\$ 1,013,217.03
TDOT-Aeronautics	Terminal Renovations	\$ 1,062,293.00	\$ 49,723.00	\$ 1,112,016.00	\$ 1,140,985.88	\$ 1,051,441.71	
TDOT-Aeronautics	Airport Maintenance 25-26	\$ 20,000.00	\$ -	\$ 20,000.00			
TNECD	Spec Building FY24-25	\$ 4,523,950.00	\$ 238,104.00	\$ 4,762,054.00	\$ 288,368.68	\$ 271,261.44	
ARPA	Multiple	\$ 3,549,752.35	\$ 354,975.24	\$ 3,904,727.59	\$ 7,873,098.26	\$ 2,541,582.40	\$ -
TDEC ARPA	Crab Orchard Utility District	\$ 8,170,000.00	\$ 430,000.00	\$ 8,600,000.00	\$ 521,608.11	\$ 114,838.99	
SWIG Asset Mgt	Asset Management	\$ 500,000.00		\$ 500,000.00			
LPRF	Inclusive Playground	\$ 359,000.00	\$ 459,000.00	\$ 818,000.00			
Tourism Enhancement	Enhance Tourism Assets	\$ 60,000.00	\$ 6,666.67	\$ 66,666.67			
Alcohol Enforcement	Highway Safety	\$ 40,000.00		\$ 40,000.00			
CDBG RHP	Acquisition of Housing	\$ 750,000.00		\$ 750,000.00			
ABC Grant	Downtown Statue	\$ 1,650.00		\$ 1,650.00			
SRO Grant	Reimburse SRO Expenses	\$ 300,000.00		\$ 300,000.00		\$ 300,000.00	
ThreeStar Grant	Greenway Project	\$ 50,000.00	\$ 50,000.00	\$ 100,000.00	\$ 152,980.85	\$ 61,700.00	
Urban Forestry Grant		\$ 150,000.00		\$ 150,000.00			
TOTALS		\$ 21,930,033.35	\$ 2,345,976.91	\$ 24,276,010.26	\$ 13,810,294.71	\$ 5,909,752.16	\$ 1,013,217.03



CITY OF CROSSVILLE
FINANCE
BIDS UNDER BUDGET
DECEMBER REPORT

Bid Name

Opening Date

CRO #1671 Water Treatment Plant Building Construction

07/22/2025 2:00 pm

CRO #1672 Water Treatment Plant Fencing and Gate

07/22/2025 2:00 pm

CRO #1676 Centennial Park Pickle Ball Court Lighting

09/23/2025 2:00 pm

CRO #1677 Rugged Laptops

09/23/2025 2:00 pm

CRO #1678 Palace Theatre Auditorium Seating

10/21/2025 2:00 pm

CRO #1679 Palace Theatre Auditorium Flooring

10/21/2025 2:00 pm

