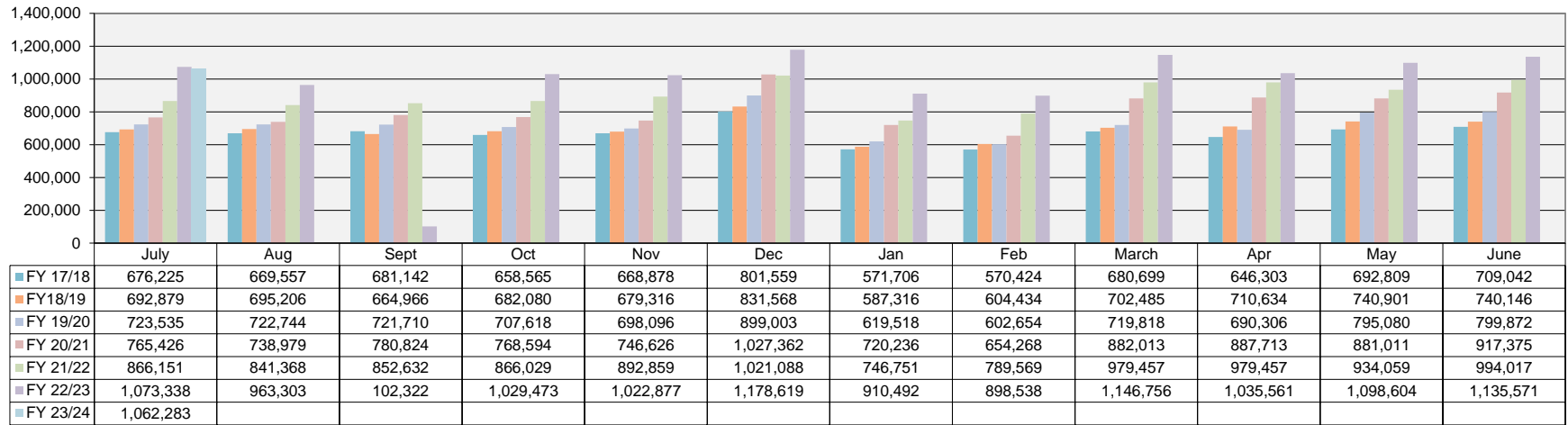
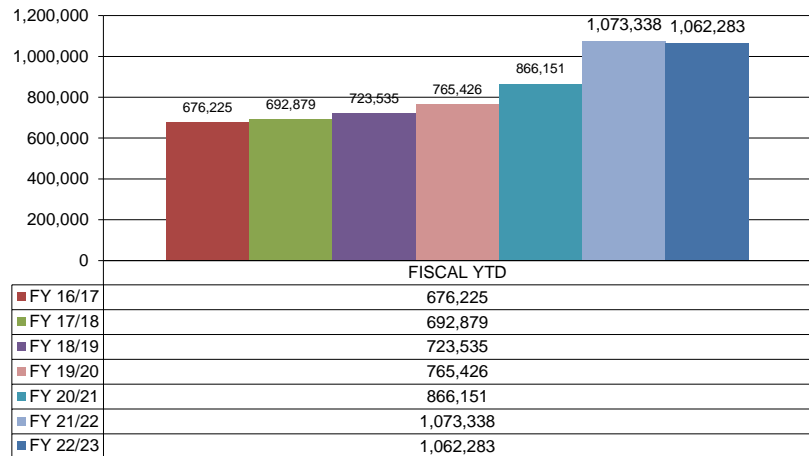


Sales Tax



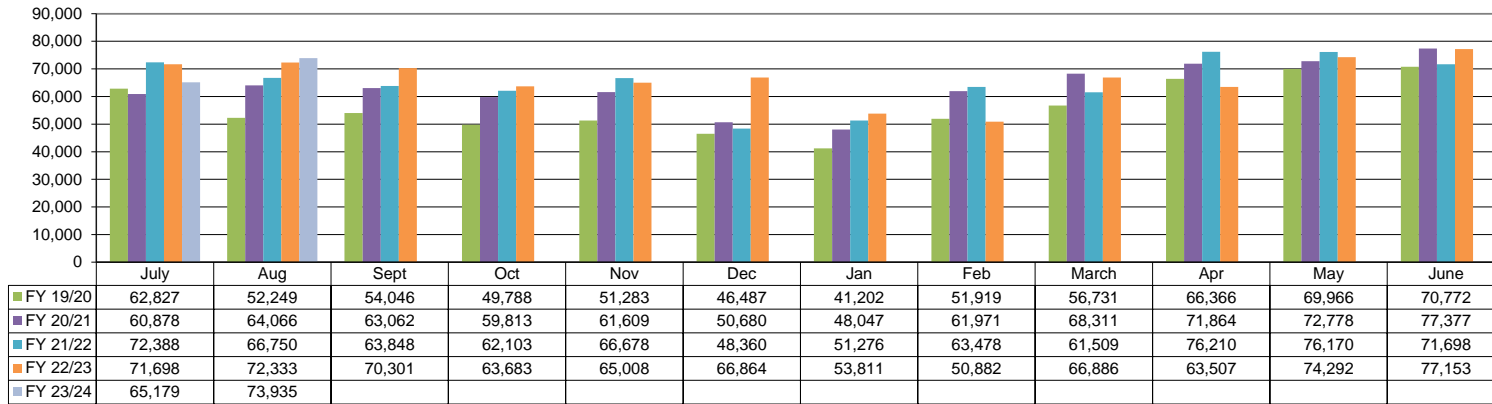
Sales Tax Revenue Year-to-Date



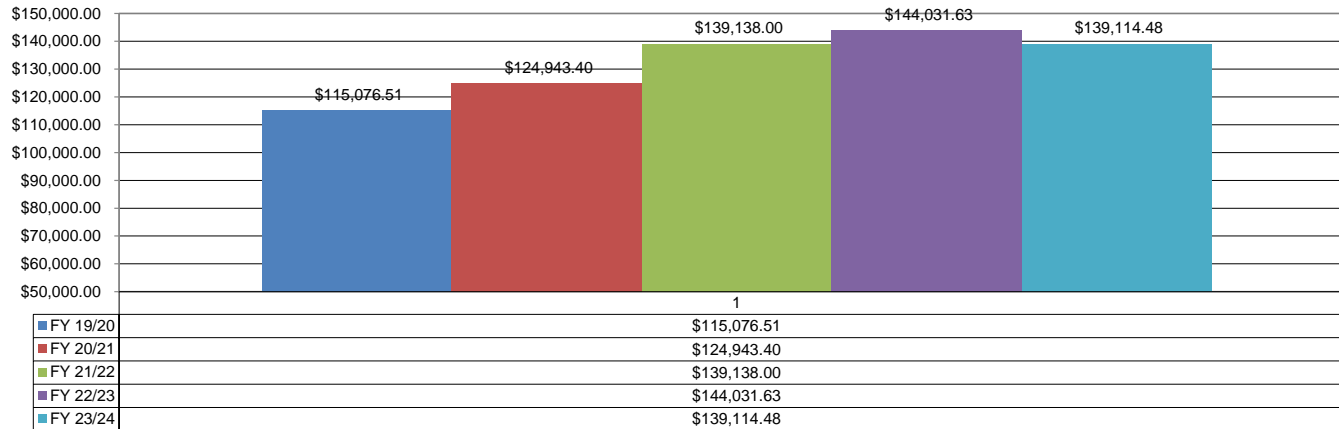
*COLLECTIONS IN THE CITY OF CROSSVILLE		\$	2,154,893.98
State of TN Cost of Administration	1.125%	\$	24,242.56
Net Collections (sent to Trustee's office)		\$	2,130,651.42
Local Option Out of State Distribution		\$	15,221.80
Trustee of Cumberland County	1%	\$	21,306.51
Net To Be Distributed		\$	2,124,566.71
CITY OF CROSSVILLE SPLIT			
Check to City of Crossville		\$	1,062,283.35
Check to Cumberland County Board of Education		\$	1,062,283.35

*Totals reported in September but actually collected in July

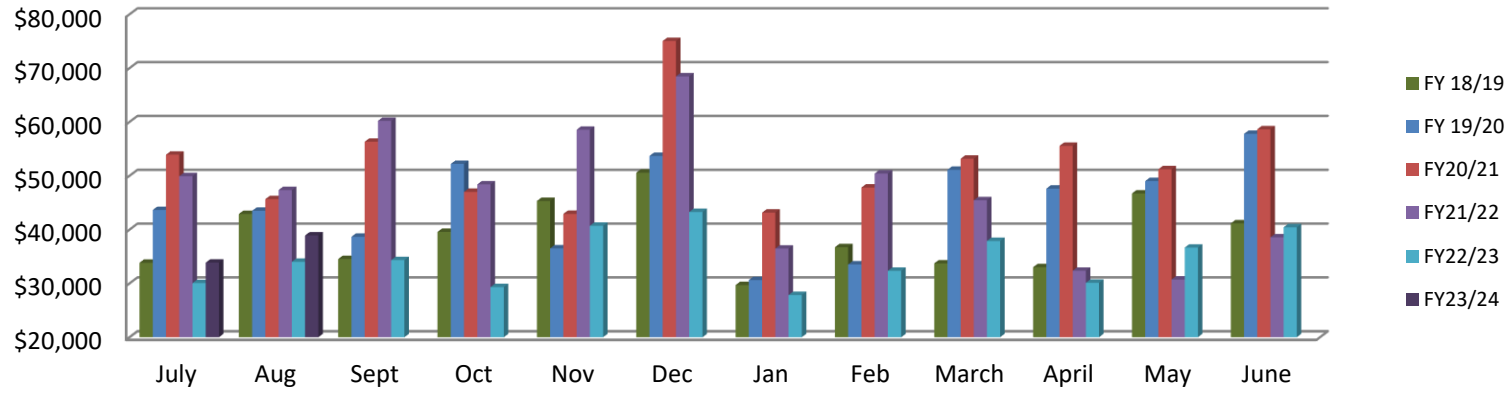
Wholesale Beer Tax



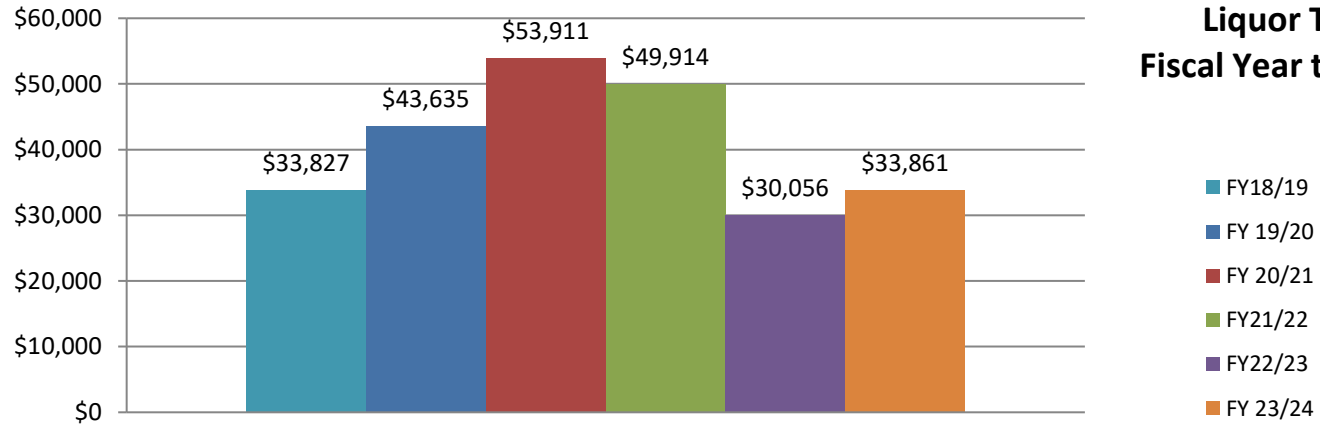
Wholesale Beer Tax Revenue Year To Date

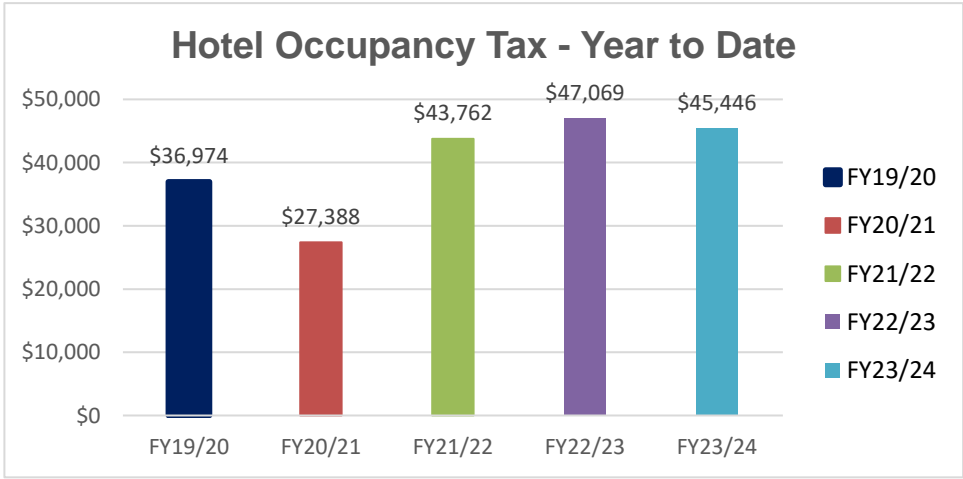
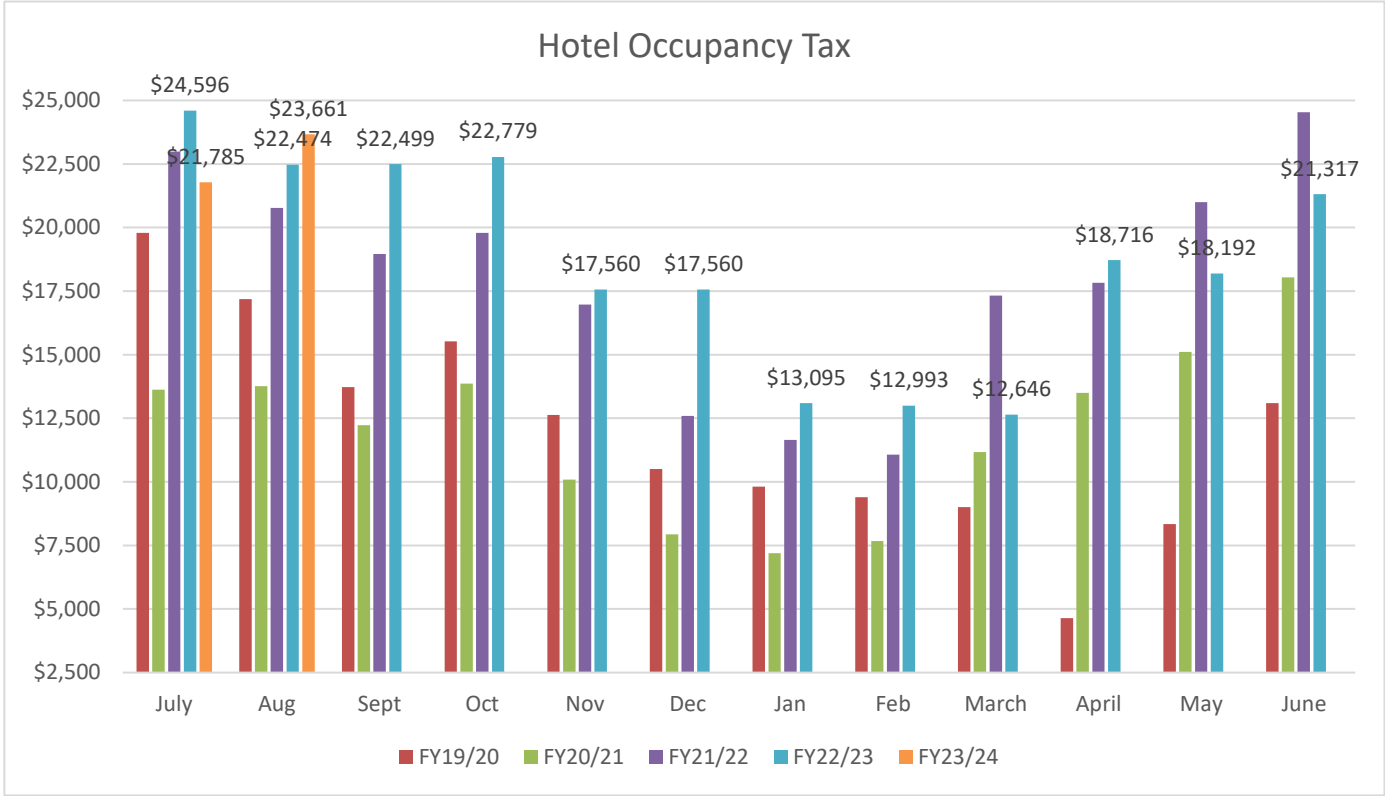


Liquor Income



Liquor Tax Fiscal Year to Date







CROSSVILLE POLICE DEPARTMENT

STAT COMPARISONS

SEPT 2023 TOTAL CALLS - 2,241

AUG 2023 TOTAL CALLS - 2,446

YEAR TO DATE - 19,550

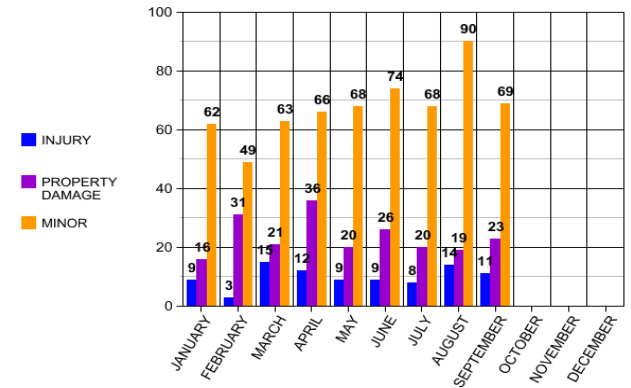
SPECIAL EVENTS

Taste of Crossville

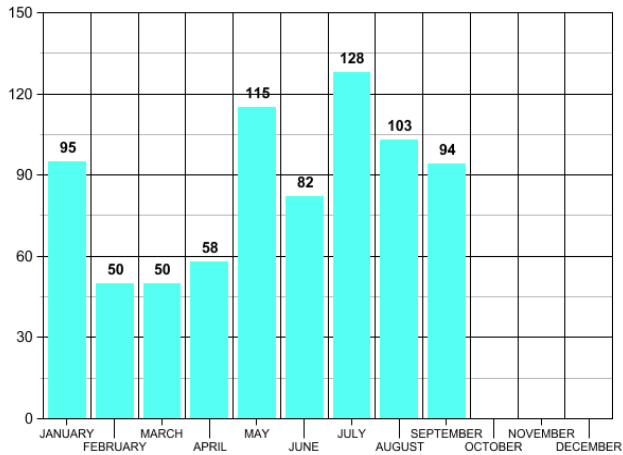
Cruise In

Fly In

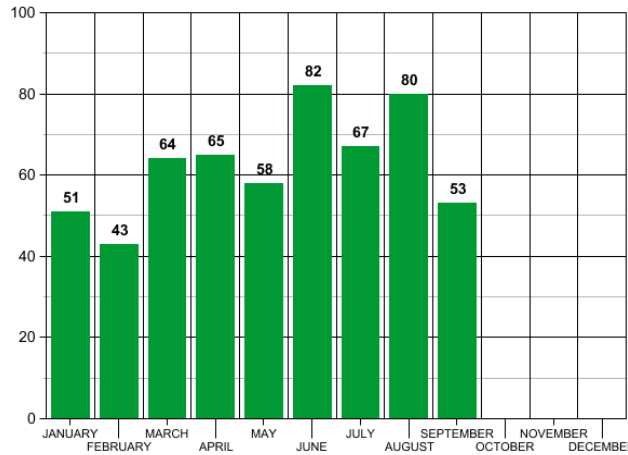
TOTAL MONTHLY ACCIDENTS



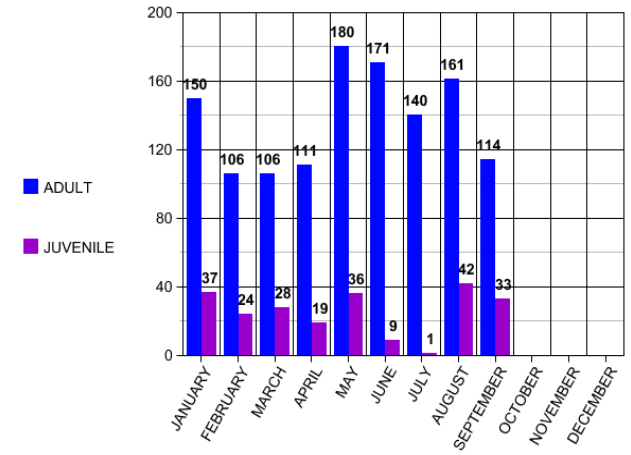
TOTAL MONTHLY CITATIONS



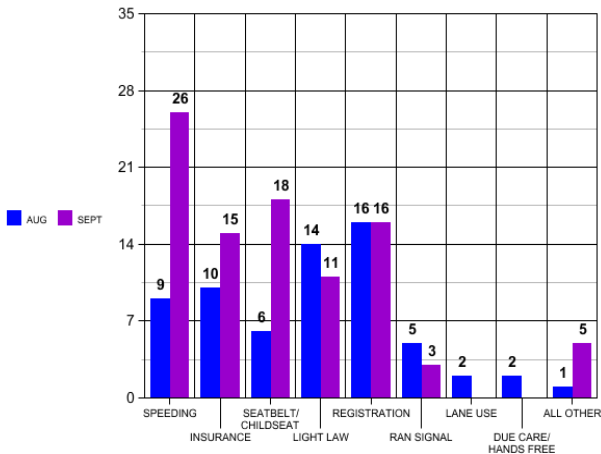
TOTAL MONTHLY OFFENSES



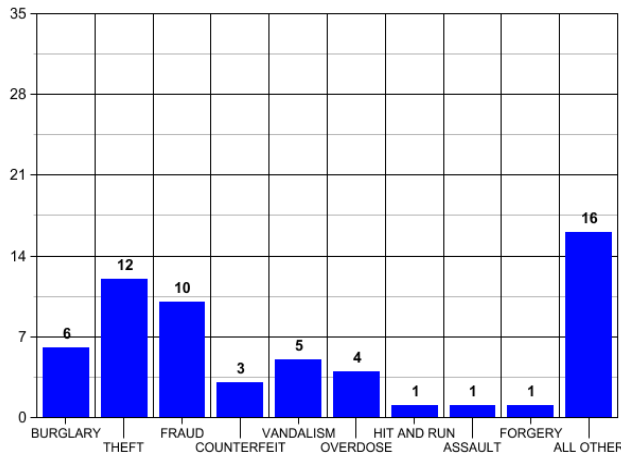
TOTAL MONTHLY ARREST



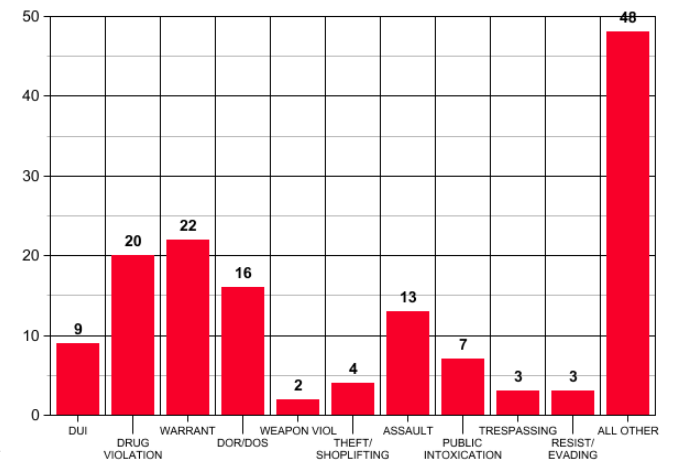
PREVIOUS MONTH CITATION COMPARISON



OFFENSE BY CATEGORY



ARREST BY CATEGORY

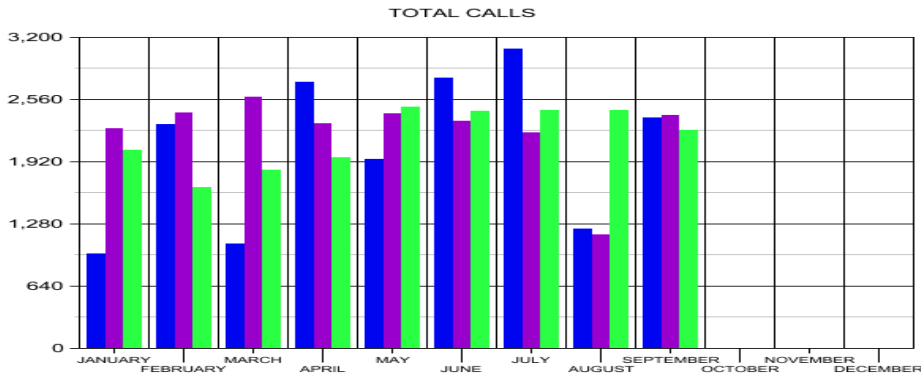




CROSSVILLE POLICE DEPARTMENT STAT COMPARISONS

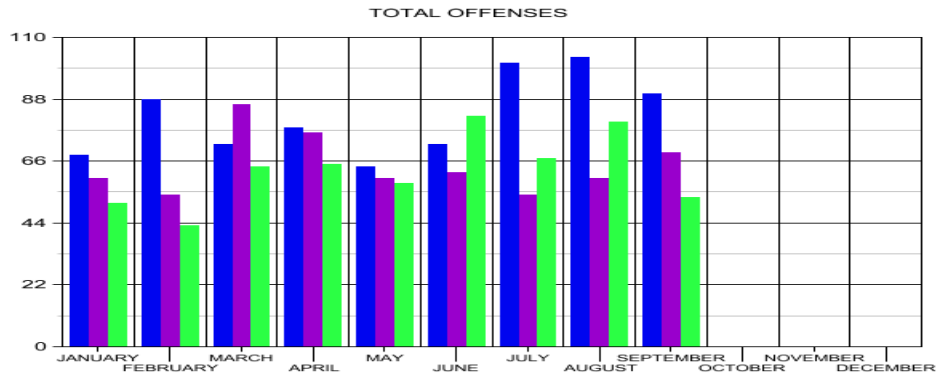
YEAR TO YEAR— JAN 2023

■ ■ ■
2021 **2022** **2023**



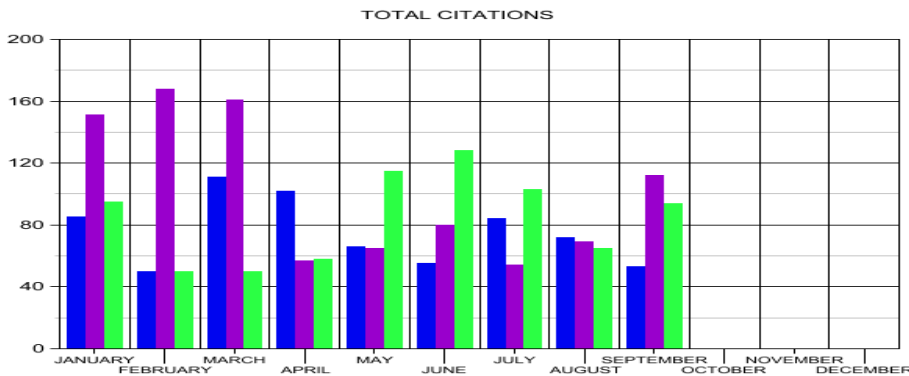
CALLS

2021—18,505 2022—20,111 2023—19,550



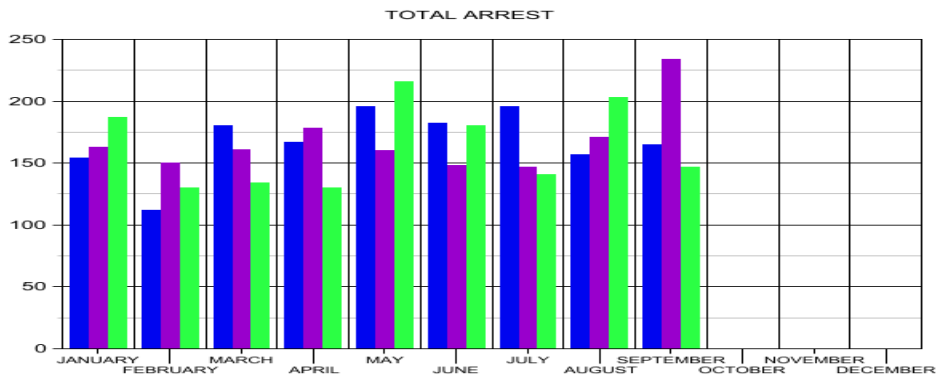
OFFENSES

2021—736 2022—581 2023—563



CITATIONS

2021—678 2022—917 2023—758



ARREST

2021—1,509 2022—1,512 2023—1,468

Crossville Fire Dept.

Crossville, TN

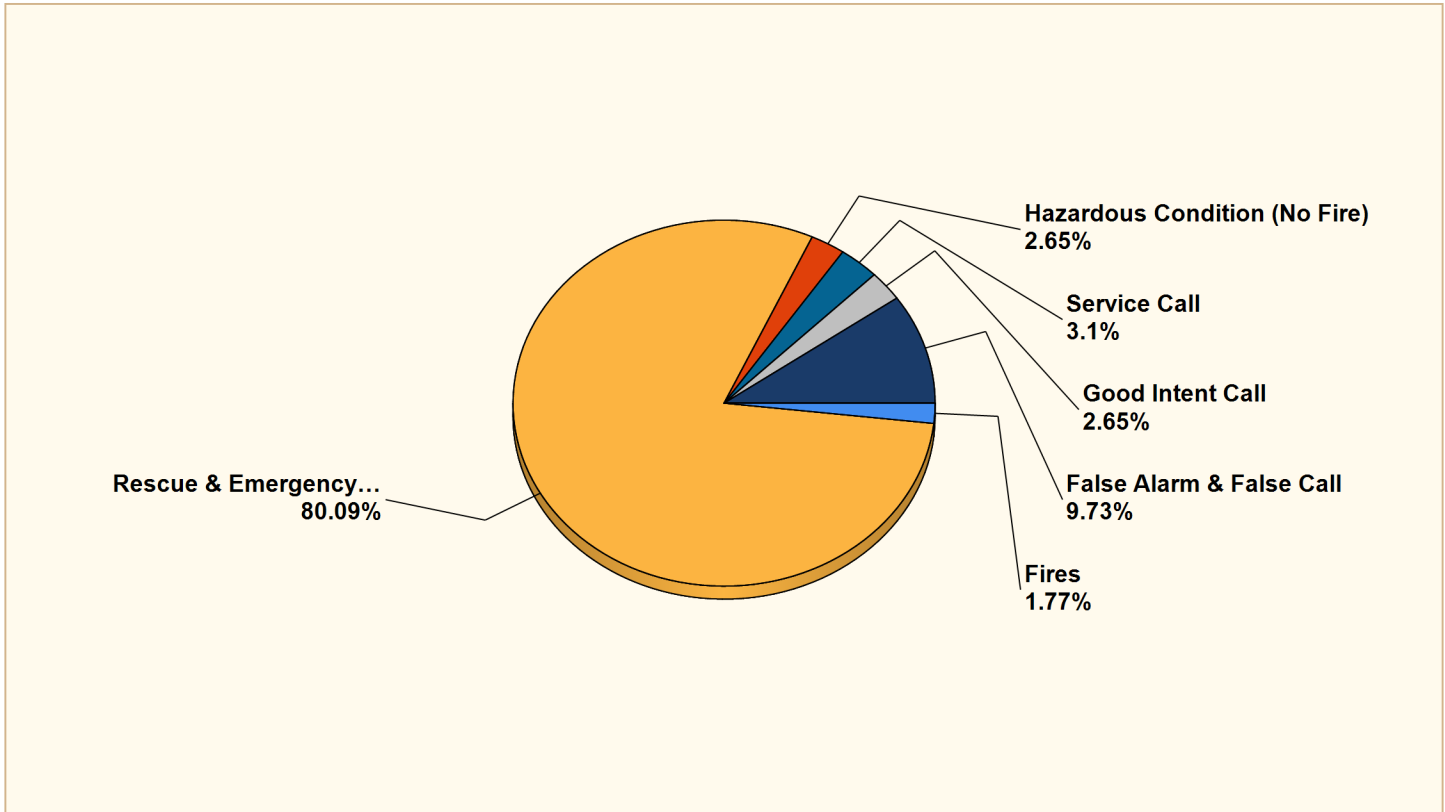
This report was generated on 10/5/2023 7:07:10 PM

CROSSVILLE



Breakdown by Major Incident Types for Date Range

Zone(s): All Zones | Start Date: 09/01/2023 | End Date: 09/30/2023



MAJOR INCIDENT TYPE	# INCIDENTS	% of TOTAL
Fires	4	1.77%
Rescue & Emergency Medical Service	181	80.09%
Hazardous Condition (No Fire)	6	2.65%
Service Call	7	3.1%
Good Intent Call	6	2.65%
False Alarm & False Call	22	9.73%
TOTAL	226	100%

Only REVIEWED and/or LOCKED IMPORTED incidents are included. Summary results for a major incident type are not displayed if the count is zero.



Detailed Breakdown by Incident Type

INCIDENT TYPE	# INCIDENTS	% of TOTAL
100 - Fire, other	1	0.44%
111 - Building fire	1	0.44%
118 - Trash or rubbish fire, contained	1	0.44%
132 - Road freight or transport vehicle fire	1	0.44%
311 - Medical assist, assist EMS crew	5	2.21%
321 - EMS call, excluding vehicle accident with injury	158	69.91%
322 - Motor vehicle accident with injuries	13	5.75%
324 - Motor vehicle accident with no injuries.	4	1.77%
356 - High-angle rescue	1	0.44%
400 - Hazardous condition, other	1	0.44%
412 - Gas leak (natural gas or LPG)	2	0.88%
413 - Oil or other combustible liquid spill	1	0.44%
421 - Chemical hazard (no spill or leak)	1	0.44%
471 - Explosive, bomb removal (for bomb scare, use 721)	1	0.44%
500 - Service Call, other	1	0.44%
551 - Assist police or other governmental agency	4	1.77%
561 - Unauthorized burning	2	0.88%
611 - Dispatched & cancelled en route	2	0.88%
631 - Authorized controlled burning	2	0.88%
651 - Smoke scare, odor of smoke	1	0.44%
652 - Steam, vapor, fog or dust thought to be smoke	1	0.44%
700 - False alarm or false call, other	4	1.77%
721 - Bomb scare - no bomb	1	0.44%
730 - System malfunction, other	1	0.44%
735 - Alarm system sounded due to malfunction	1	0.44%
736 - CO detector activation due to malfunction	1	0.44%
743 - Smoke detector activation, no fire - unintentional	6	2.65%
744 - Detector activation, no fire - unintentional	1	0.44%
745 - Alarm system activation, no fire - unintentional	7	3.1%
TOTAL INCIDENTS:	226	100%

Only REVIEWED and/or LOCKED IMPORTED incidents are included. Summary results for a major incident type are not displayed if the count is zero.



Crossville Fire Dept.

Crossville, TN

This report was generated on 10/2/2023 8:10:19 AM

CROSSVILLE



Events per Event Type for Date Range (Landscape)

Start Date: 09/01/2023 | End Date: 09/30/2023

EVENT TYPE	DATE	EVENT NAME	CATEGORY	LOCATION	HOURS	PARTICIPANTS
Station Tour						
	09/07/2023	Conrad Tours	Public Relations / Education	Crossville Fire Station Headquarters	1.5	Chris South
	09/28/2023	Martin 2nd Grade Tour	Public Relations / Education	Crossville Fire Station Headquarters	1	Matthew Bond, Hunter Hamilton, Tim Johnson, Patrick South, Joshua Stilley, Travis Winningham

Total Hours for Station Tour: 2.5

Parade						
	09/07/2023	CCHS Homecoming Parade	Public Relations / Education		1.5	Jeff Connell , Trevor Gibson, Hunter Hamilton, Tim Johnson, Phillip Phipps, Patrick South, Travis Winningham, Brian Wyatt

Total Hours for Parade: 1.5

Fire Safety Event						
	09/11/2023	Plateau Animal Hospital Training	Public Relations / Education		0.5	Jake DeRossett, Casey Worsham

Total Hours for Fire Safety Event: 0.5

Fire Training						
	09/18/2023	Fire Inspector Training	Fire Inspections	Crossville Fire Station Headquarters	7	Kevin Edwards , Tim Johnson, Jeremy Mangas, Terry Potter, Thomas Smith , Chris South, Travis Winningham, Casey Worsham

Total Hours for Fire Training: 7

Only LOCKED events included.



emergencyreporting.com

Doc Id: 753

Page # 1 of 2

EVENT TYPE	DATE	EVENT NAME	CATEGORY	LOCATION	HOURS	PARTICIPANTS
Children's Activities						
	09/22/2023	Plateau Child Care	Public Relations / Education		1	Hunter Hamilton

Total Hours for Children's Activities: 1

Apparatus Maintenance						
	09/30/2023	Crossville Memorial Fly-in	Public Relations / Education	2409 Sparta Hwy	8	Jeremy Mangas, Richard Tinch

Total Hours for Apparatus Maintenance: 8

Only LOCKED events included.



Crossville Fire Dept.

Crossville, TN

This report was generated on 10/2/2023 8:09:29 AM

CROSSVILLE



Daily Log Items per Activity Code for Date Range with Personnel

Activity Codes: Fire Inspection - Fire and Life Safety Inspection | Start Date: 09/01/2023 | End Date: 09/30/2023

Fire Inspection - Fire and Life Safety Inspection

START DATE	END DATE	DURATION (hh:mm)	STATION	APPARATUS	PERSONNEL	NOTES
09/08/2023 12:34:00	09/08/2023 12:35:00	0:01	ST1 - CFD Station 1		Worsham, Casey	An inspection was completed for Health Connect America INC by Worsham, Casey
09/08/2023 12:53:00	09/08/2023 13:43:00	0:50	ST2 - CFD Station 2		Smith , Thomas	An inspection was completed for Jersey Mikes Sub Shop by Smith , Thomas
						Total Items: 2
						Grand Total Items: 2

Displays all Daily Log Items with personnel list for DATE RANGE and ACTIVITY CODE, grouped by Activity Code



emergencyreporting.com

Doc Id: 1668

Page # 1 of 1

Crossville Fire Dept.

Crossville, TN

This report was generated on 10/2/2023 7:38:51 AM

CROSSVILLE



Daily Log Items per Activity Code for Date Range with Personnel

Activity Codes: Water Log - Commercial Water Log | Start Date: 09/01/2023 | End Date: 09/30/2023

Water Log - Commercial Water Log

START DATE	END DATE	DURATION (hh:mm)	STATION	APPARATUS	PERSONNEL	NOTES
09/01/2023 07:31:00	09/01/2023 07:31:00	0:00			Wyatt, Brian	Rogers Group 500 gallons 8-31-2023
09/01/2023 07:34:00	09/01/2023 07:34:00	0:00			Wyatt, Brian	Ironwood Construction 900 gallons 9-1-2023
09/01/2023 11:15:00	09/01/2023 11:15:00	0:00			Blaylock, Gary Jr	Ironwood Construction 1468 Baier Rd. Crossville, Tn, 38571 1000 gallons
09/01/2023 13:49:00	09/01/2023 13:49:00	0:00			Blaylock, Gary Jr	Ironwood Construction 1468 Baier Rd. Crossville, Tn, 38571 1000 gallons
09/05/2023 19:29:00	09/05/2023 19:29:00	0:00	ST2 - CFD Station 2		Smith , Thomas	Rodgers Group 450 gallons
09/06/2023 18:27:00	09/06/2023 18:27:00	0:00	ST2 - CFD Station 2		Edwards , Kevin	Rogers Group 3380 gallons
09/07/2023 16:16:00	09/07/2023 16:16:00	0:00			Wyatt, Brian	Iron Work Construction 1,200 gallons
09/11/2023 15:13:00	09/11/2023 15:13:00	0:00	ST2 - CFD Station 2		Smith , Thomas	Iron Wood Construction 1000 gal
09/12/2023 08:25:00	09/12/2023 08:25:00	0:00			Blaylock, Gary Jr	Ironwood Construction 1468 Baier Rd, Crossville, Tn, 38571 900 Gallon
09/12/2023 11:45:00	09/12/2023 11:46:00	0:01	ST2 - CFD Station 2		Edwards , Kevin	Ironwood 1000 gallons
09/12/2023 16:36:00	09/12/2023 16:36:00	0:00			Blaylock, Gary Jr	Ironwood Construction 1468 Baier Rd, Crossville, Tn, 38571 1000 Gallons
09/12/2023 17:52:00	09/12/2023 17:52:00	0:00			Blaylock, Gary Jr	Rogers Group 650 Gallons
09/12/2023 18:00:00	09/12/2023 18:00:00	0:00			Blaylock, Gary Jr	Rogers Group 2700 gallons
09/13/2023 11:30:00	09/13/2023 11:30:00	0:00			Connell , Jeff	Ironwood Construction 1468 Baier Rd, Crossville, Tn, 38571 1000 Gallons
09/14/2023 17:45:00	09/14/2023 17:45:00	0:00			Blaylock, Gary Jr	Roger's group 500 gallon
09/15/2023 09:57:00	09/15/2023 09:57:00	0:00			Blaylock, Gary Jr	CHW Landscaping and erosion control 2800 gallons
09/15/2023 15:00:00	09/15/2023 15:00:00	0:00	ST1 - CFD Station 1		Hall, Jennifer A	5000 gallons of water used for structure/ trailer fire 366 Webb Ave
09/15/2023 18:10:00	09/15/2023 18:10:00	0:00			Blaylock, Gary Jr	Roger's group 650 gallon
09/18/2023 15:00:00	09/18/2023 15:00:00	0:00	ST1 - CFD Station 1		Hall, Jennifer A	79 JUSTICE ST - STRUCTURE FIRE USED APPROX 4000 GALLON OF WATER PER CHIEF SOUTH
09/19/2023 13:23:00	09/19/2023 13:23:00	0:00	ST2 - CFD Station 2		Phipps, Phillip	Ironwood Conctruction- 1900 Gallons
09/19/2023 19:09:00	09/19/2023 19:09:00	0:00			Wyatt, Brian	Rogers Group 250 Gallon

Displays all Daily Log Items with personnel list for DATE RANGE and ACTIVITY CODE, grouped by Activity Code



09/19/2023 19:09:00	09/19/2023 19:09:00	0:00			Wyatt, Brian	James Robinson 423-333-9666 110 Gallons
09/20/2023 08:23:00	09/20/2023 08:28:00	0:05			Smith , David	646900 647700 Ironwood 800
09/24/2023 18:00:00	09/24/2023 18:00:00	0:00	ST2 - CFD Station 2		Edwards , Kevin	Rogers group 11,210 gallons
09/24/2023 19:38:00	09/24/2023 19:38:00	0:00	ST2 - CFD Station 2		Edwards , Kevin	Rogers group 2,620 gallons
09/25/2023 05:30:00	09/25/2023 05:30:00	0:00	ST2 - CFD Station 2		Phipps, Phillip	Roger's Group 3400 gallons
09/25/2023 06:48:00	09/25/2023 06:48:00	0:00			Wyatt, Brian	Rogers Group 700 gallons
09/25/2023 06:48:00	09/25/2023 06:48:00	0:00			Wyatt, Brian	Rogers group 450 Gallons
09/25/2023 10:04:00	09/25/2023 10:04:00	0:00	ST2 - CFD Station 2		Phipps, Phillip	James Robinson- 433-333-9666. 550 gallons
09/25/2023 12:43:00	09/25/2023 12:43:00	0:00	ST2 - CFD Station 2		Phipps, Phillip	James Robinson 450 Gallons
09/25/2023 15:03:00	09/25/2023 15:03:00	0:00	ST2 - CFD Station 2		Phipps, Phillip	James Robinson 450 gallons
09/25/2023 17:57:00	09/25/2023 17:57:00	0:00	ST2 - CFD Station 2		Phipps, Phillip	James Robinson 450 gallons
09/26/2023 06:49:00	09/26/2023 06:49:00	0:00			Wyatt, Brian	Rogers Group 500 gallons
09/26/2023 06:52:00	09/26/2023 06:52:00	0:00			Wyatt, Brian	James Robinson 423-333-9666 400 gallons
09/26/2023 10:42:00	09/26/2023 10:42:00	0:00			Blaylock, Gary Jr	Rogers Group 3200 gallons
09/26/2023 11:00:00	09/26/2023 11:00:00	0:00			Blaylock, Gary Jr	Rogers Group 700 gallons
09/26/2023 16:00:00					Tinch, Richard	Rogers Group 400gal
09/27/2023 14:04:00	09/27/2023 14:04:00	0:00			Blaylock, Gary Jr	Eliza Meadows 526 Arnolds Way 200 gallons
09/27/2023 18:53:00	09/27/2023 18:53:00	0:00			Menzel, Kaleb L	Rogers Group 725 Gallons Water
09/29/2023 11:16:00	09/29/2023 11:16:00	0:00	ST2 - CFD Station 2		Smith , Thomas	Iron Wood Construction 100 gallons

Total Items: 40

Grand Total Items: 40

Displays all Daily Log Items with personnel list for DATE RANGE and ACTIVITY CODE, grouped by Activity Code



emergencyreporting.com

Doc Id: 1668

Page # 2 of 2

	Consumption	Water loss - flushing	Water loss - leaks	Water loss-fire fighting	Total Internal Use	Unaccounted-for Water	Pumped Water	LOSS %
2022								
January	96,480,200	81,734	1,193,520	26,300	1,301,554	19,108,113	116,889,867	16%
February	85,713,300	90,186	6,599,655	18,800	6,708,641	8,226,759	100,648,700	8%
March	99,417,600	50,686	1,768,173	6,250	1,825,109	7,587,191	108,829,900	7%
April	91,940,100	532,444	1,085,494	29,850	1,647,788	14,340,712	107,928,600	13%
May	92,160,900	272,159	5,094,446	1,450	5,368,055	29,512,045	127,041,000	23%
June	102,704,000	287,416	3,408,224	19,600	3,715,240	27,613,460	134,032,700	21%
July	103,880,600	235,854	5,925,760	18,000	6,179,614	18,664,386	128,724,600	14%
August	97,180,200	79,705	3,369,885	12,700	3,462,291	29,121,510	129,764,000	22%
September	102,751,500	231,605	7,626,998	13,975	7,872,578	10,362,922	120,987,000	9%
October	95,489,200	278,513	2,484,770	318,545	3,081,828	9,971,462	108,542,490	9%
November	95,833,300	412,792	4,738,060	17,350	5,168,202	16,381,098	117,382,600	14%
December	89,122,200	162,695	2,323,086	8,800	2,494,581	35,381,219	126,998,000	28%
2023								
January	97,204,700	1,029,288	158,994	1,350	1,189,632	23,639,568	122,033,900	19%
February	99,352,300	280,135	929,232	53,200	1,262,567	7,113,733	107,728,600	7%
March	81,619,500	593,713	2,016,336	500	2,610,549	36,473,251	120,703,300	30%
April	81,438,000	296,889	851,118	6,700	1,154,707	38,405,193	120,997,900	32%
May	94,928,100	323,566	1,962,690	10,200	2,296,456	30,542,044	127,766,600	24%
June	101,422,500	212,007	960,264	27,800	1,200,071	28,538,929	131,161,500	22%
July	99,325,500	28,940	724,620	13,150	766,710	35,603,190	135,695,400	26%
August	105,482,100	788,301	2,702,814	13,140	3,504,255	26,023,945	135,010,300	19%
September	105,282,800	4,188,377	590,844	59,195	4,838,416	11,620,584	121,741,800	10%
October								
November								
December								
TOTAL:								
6 mos	587,879,000	5,838,081	7,792,350	130,185	13,760,616	170,733,884	772,373,500	22%
12 mos	1,146,500,200	8,595,218	20,442,828	529,930	29,567,976	299,694,214	1,475,762,390	20%

Utility Maintenance

Sep-23
Monthly Report

Locations: 339

Backflows Tested: 55

Grinder Pumps Sold: 1

Preliminary Inspections: 8

Final Inspections: 3

Replacement Pumps 0

Grinder Pumps Repairs 24

<u>Meter:</u>	Turn-Ons	26
	Turn-Offs	24
	Occupant Changes	66
	Reinstates	34
	Checks, Replacement, Repair	39
	Water Taps	8
	Main Line Leaks	6
	Service Repairs	1

Total Water Loss: 611,555.4 gallons

Sewer Taps 6

Sewer Line Repairs 5

Graves 6

Pipe Installed

	65' of 3/4" copper
	60' of 1" copper
	3' of 6" PVC
	0' 12" PVC
	8' 2" PVC
	3' of 4" pvc
	70' of 3/4 PVC
	0 of 1" PVC
	0 of 4" HDPE
	15' of 2" HDPE
	0' of 10" pvc

Monthly Summary

Replaced approximate eiy 26 3/4
water meters due to meter or AMR malfunctioning
Read meters, Did service orders and customer complaints
Tested 55 backflows devices
done dead end line flushing
fixed yards from leak and tap areas
finished up line relocation at airport

Water leaks repaired:

2665 Highland lane
2087 Highland lane
at Homestead tower
190 Taylors chapel road
73 Hickory circle
end of Gore road
on Wild Plum lane

Water Taps:

110 Russell lane L 10
1222 Pigeon Ridge road
523 Oakmont drive
711 Fox Den drive
2293 N.Main street irr.
2293 N.Main street [fire line]
2293 N.Main street
60 Dunn avenue

Sewer Taps

110 Russell lane
1068 Cumberland View drive
48 Welch street
207 Livingston road
2293 N.Main street
60 Dunn avenue

Sewer Line Repairs:

Lantana rd. and Pigeon Ridge road
Maynard road and HWY 127 north
Airport entrance

167 Ponderosa drive
536 Southgate drive

Grinder pump finals

335 Bobwhite drive
1099 Sparta drive
1129 Sparta drive

Grave Services

Larry Cottrell
Margie Tuttle
Reba Phillips
Barbara Blain
Mamie Lou Green
Mary "Polly" Whittle

Next Months Forecast

Replace AMR meters & ERTs as needed
Do water & sewer taps & graves
Repair Grinder pumps & cleanings & maint. checks
Test Backflows
Hydrant testing and/or maintenance
Catch up taps when meters and yokes arrive
Install sewer line extension on Goose Point in Deercreek

CATOOSA DEPARTMENT
WATER LOST
SEPTEMBER 2023

MASTER PUMPS	WATER PURCHASED		
70-NORTH	12,055,810		
127 HWY	13,291,000		
GENESIS	7,226,600		
62 HWY	0		
TOTAL	32,573,410		
	WATER SOLD		
MASTER PUMP TOTALS	32,573,410		
LESS CUSTOMERS	18,980,300		
LESS 200 ACCOUNTS	5,044,200		
	8,548,910	% of Loss	26%
FIRE DEPARTMENT			
TANK CLEANING & FILLING	-		
METERED FILLING			
METERED FLUSHING	122,686		
UNMETERED FLUSHING	7,220		
UNMETERED LEAK	4,037,760		
BILL ADJUSTMENTS			
METERED LEAKS			
BULK SALES			
TOTAL	4,381,244	Total % Loss	13%

September, 2023 Tournament Recap:

September 2nd:

Darrel Austin-

WSL(World Softball League)

20 teams:

TN, GA, KY

47 hotel rooms

Hampton, Comfort. Holiday. Quality

September 23rd:

Missy Jones-

USA Softball College Showcase

16 Teams:

TN, Robbinsville, NC, SC

23 hotel rooms

Hampton, Holiday

September 30th:

Local cancer fundraiser benefit

Tia Rutherford-

16 Teams: TN

Programs

Activities	\$219.42	7
	\$219.42	7

Facilities

Centennial Park Shelter 2	(\$14.12)	1
Centennial Park Shelter 3	\$25.88	1
Crossville Depot Meeting Room	\$2,166.80	16
Duer Field 12 (State)	\$177.62	2
Meadow Park Lake Shelter 1	\$51.75	1
Meadow Park Lake Shelter 2 (Next to Playground)	\$258.75	5
Pickle Ball Court 1	\$53.82	17
Pickleball Court 2	\$80.59	24
Pickleball Court 3	\$86.80	26
Pickleball court 4	\$90.94	28
Pickleball Court 5	\$89.01	23
Pickleball Court 6	\$107.64	32
Pickleball Court 7	\$107.50	32
Pickleball Court 8	\$124.06	38
Warner Field 1	\$220.00	2
	\$3,627.04	248

POS

Palace	\$1,630.00	639
	\$1,630.00	639

Vendor

Assorted pickleball revenue	\$19.00	1
	\$19.00	1

Palace Events September 2023

PALACE-PRODUCED EVENTS								
Event	Artist	# Tickets	Ticket	ACTUAL	Concessions	Sound Tech	NET	
Date	Fee	Sold	Revenue	Ticket	Revenue	Cost	P/L	
Movie: Smoky and the Bandit 2	September 5	\$ (225.00)	28	\$140.00	\$ 140.00	\$ 97.00	\$ 12.00	
Movie: Hannah Montana	September 8	\$ (225.00)	15	\$ 75.00	\$ 75.00	\$ 49.00	\$ (101.00)	
Movie: Smoky and the Bandit 3	September 12	\$ (225.00)	12	\$ 60.00	\$ 60.00	\$ 34.00	\$ (131.00)	
The WannaBeatles	September 23	\$ (4,000.00)	152	\$ 4,070.00	\$ 3,705.04	\$ 327.00	\$ (125.00)	\$ (92.96)
TOTALS:		\$ (4,675.00)	207	\$4,345.00	\$ 3,980.04	\$ 507.00	\$ (125.00)	\$ (312.96)
RENTALS	EVENT DATE	RENT	# Tickets	Ticket Revenue	OUR FEES	Concessions Revenue	Sound Tech Cost	NET P/L
Miss Tennessee Watermelon Pageant	September 16	\$ 225.00	-	-	-	\$ 365.00		\$ 590.00
Highway 96	September 21	\$ 450.00	81	\$ 2,250.00	\$ 852.00	\$ 79.00	\$ (125.00)	\$ 1,256.00
Karaoke Kousins	September 26	\$ 575.00	-			\$ 335.00	\$ (125.00)	\$ 785.00
Sweetheart Pageant	September 30	\$ 500.00				\$ 106.00		\$ 606.00
TOTALS		\$ 1,750.00	0	\$ 8,260.00	\$ 1,188.00	\$ 885.00	\$ (325.00)	\$ 3,237.00
OTHER	EVENT DATE	RENT	# Tickets	Ticket Revenue	OUR FEES	Concessions Revenue	Sound Tech Cost	NET P/L
Open Mic Night	September 19					\$ 42.00	\$ (125.00)	\$ (83.00)
TOTALS:					\$ -	\$ 42.00		
TOTALS:		\$ (7,945.60)	288	\$ 19,982.00	\$ 11,852.28	\$ 1,932.00	\$ (500.00)	\$ 2,841.04
							TOTAL	
							September	\$ 2,841.04
STAFFING: Movies = 2 people 4 hrs ea								
Events = 4 people four hours each	\$108/movie est.							
	\$216.00/event							

Permits Break Down Report

	City & County Mechanical	City & County Plumbing	City Commercial	City Residential	County Commercial	County Residential	House Moving	Land Disturbance Permits	Plans Review	Sign	Not Defined	Total Permits	County Fees Paid	City Fees Paid	Total Fees Paid
July 2023	28	34	1	7	0	28	1	0	0	7	0	106	\$30,689.00	\$5,534.00	\$36,223.00
August 2023	27	35	6	9	2	29	0	3	0	4	0	115	\$35,004.00	\$9,239.00	\$44,243.00
September 2023	24	41	3	9	9	32	0	0	1	0	1	120	\$48,360.00	\$12,248.00	\$60,608.00
Total	79	110	10	25	11	89	1	3	1	11	1	341	\$114,053.00	\$27,021.00	\$141,074.00

Engineering Projects Report October 5, 2023

Project	Current Status	Dates
TDOT 127 South Utility Relocation	The Contractor has completed relocating the City's utilities. A final punch list will be created after the road work is completed.	Target Completion Date June 30, 2024
TDOT 127 North Utility Relocation Section 1	The utilities for this project are 95% financially complete as of September 29. The Contractor continues in testing the waterlines and is moving services over to the new line.	Target Completion Date June 30, 2025
TDOT 127 North Utility Relocation Section 4 (Fentress Cumberland County Line)	The portion of this project that is the City's water utility relocation is complete and a final punch list will be created after the road work is completed.	Target Completion Date August 31, 2026
TDOT 127 North Utility Relocation Section 2	A utility deconfliction meeting was held August 2nd 2022 and the City was informed by TDOT that the bid letting will be moved to 2025.	Bid Letting December 8, 2023
TDOT 127 North Utility Relocation Section 3	A utility deconfliction meeting was held August 2nd 2022 and the City was informed by TDOT that the bid letting will be moved to 2025.	Bid Letting December 8, 2023
Northwest Connector Phase 3	The utilities for this project are complete with the exception of final clean up and regrading a sewer line along Genesis.	Total Completion Date July 21, 2023 Finish from Genesis To Stout May 31, 2022
Northwest Connector Phase 2	The City has completed the acquisitions and TDOT is reviewing the right of way documents.	Tentative Bid Letting 2023
Downtown Sidewalks	This project is advertised for bid.	
Old Lantana Road, County Seat and Southbend Waterline Replacement	The City has reviewed the plans and the Engineer is revising the plans. A construction start date will be established once the easements are acquired.	
Bridges for Trails at Meadow Park	The bridge has been set in place. The Street Department will complete the decking and approach slabs in the coming months.	
Quail Hollow Court	The Exhibit "A" document required for the sale of the property will be updated when the Airport Layout Plan is updated.	
Main Street and Lantana Traffic Signal Replacement	The Contractor has completed the pole foundations and all underground conduit work. The current delivery schedule for materials will extend the completion of this project to December of 2023.	Completion date June 5, 2023
Fourth Street and West Avenue Traffic Signal Replacement	The City has received a draft set of ROW plans. A utility coordination meeting is forthcoming. This project has low priorities because the City will not have STP funds to fund construction for three to five years.	
Meadow Park Water Filtration Plant Sewer Project	The Engineer has created the exhibits for the easements. The City is in the process of acquiring the easements.	Schedule will be forthcoming
Raw Water Study (Meadow Park Lake Expansion)	The Engineers updated the Council at the August work session and the engineering contract with the next steps has been executed.	
Airport Obstruction Removal	This project is complete. A final change order is on the agenda for the close out of the project.	
Underwood Street Sidewalk	Acquisition documents have been turned over to the City Attorney so that City Staff can negotiate the acquisitions.	
Tulip Drive Sewer Installation	The plans are complete and the City is awaiting the payment of the fees.	
Airport ALP	The operations data collection has been completed and the data shows that the width of the runway is justified at a width of 75 feet. The Engineer has submitted an updated schedule which projects this project to be completed in April 2024.	
Industrial Blvd and Highway 127 Intersection Waterline Rehab	The Main Street road bore and end connections is the remaining work for this project.	Completion date June 3, 2023
TDOT SR 1 Highway 70 Bridge Replacement (Sparta Highway) Utility Relocation	The contractor will start September 11th and will have the road closed for thirteen months. The City's utility relocation will start in December of 2023.	Bid Letting December 9, 2022
TDOT SR 24 Highway 70 North Bridge Replacement Utility Relocation	The Engineer is developing the utility relocation plan. TDOT is working out clearance issues with TVA lines and this project's timeline will grow.	Bid Letting August 19, 2022 DELAYED
CoLinx Fire Pump and Tank System	The line has been capped and the tank and pump have been disconnected from the fire system. The city will start the demolition of the pump building in the coming months.	
Little Obed Pedestrian Bridge	The City was not selected for the CDBG grant last year and the City is reapplying.	
Airport PAPI Replacement	The FAA flight check has been completed and this project will be closed out in the coming months.	Completion date December 14, 2022
Earnest Neal Road Waterline Extension	The fees have been paid and the plans have been approved by TDEC.	
Site Construction for Airport Box Hangars	The permit has been modified to contain coverage for the 80 x 80 Hangar and the four 60 x 60 hangars. The Street Department has finished the 80 x80 pad. The Contractor working on the Whisper Aero hangar will start foundation in the next couple of weeks.	
Truck Route	The Engineer is analyzing the traffic counts from the intersections and is grading the intersections.	
Hilltoppers Paved Trail Extension	All work for this project is complete and this project will be removed from this list.	
Airport Terminal Building	The block foundation has been installed.	
TDOT West Avenue Drainage Repair and Paving	The water line installation is complete. TDOT is acquiring right of way for the headwall installation.	
Goose Point Sewer Extension	The fees have been paid and the plans have been submitted to TDEC for approval.	
Ramey Road Sewer Extension	The plans have been approved by TDEC and two easements have been acquired. We are awaiting on a construction start date.	
City Hall Roof Upgrade	The Contractor only has the elevator corridor window sills to replace.	
Demolition and removal of Buildings on Ford Property	The asbestos survey has been completed and the removal of the asbestos from the survey building and the McGinnis building will be discussed with TDEC and we will decide on the means of removal.	
ARPA Sewer I&I Project.	This project is ready for advertisement for bid.	
Creston Road ARPA Waterline Project	The Engineers are developing the plans and specifications.	
East Ridge Sewer Extension	The developer has paid the fees and the Engineering Department is developing the plans for submittal to TDEC.	
Private Developments		
The Gardens Phase 8 Plat 3	All roads, water and sewer are complete. The stormwater retention structures have not been completed and the City is holding a financial guarantee for this work.	
The Gardens Phase 8 Plat 4A	All roads, water and sewer are complete. The stormwater retention structures have not been completed and the City is holding a financial guarantee for this work.	
Sky View Meadow Subdivision Phase 2 & 3	All roads, water and sewer are complete. The stormwater retention structures have not been completed and the City is holding a financial guarantee for this work.	
Genesis Plaza	The water and sewer plans have been approved by the City and submitted to TDEC.	

KCSV Airport Committee Meeting FBO Report: Monday October 2, 2023

August 2023 Fuel Flow:

Jet A- 6,953
Avgas- 3,307
Total- 10,260 gallons

September 2023 Fuel Flow:

Jet A- 4,115
Avgas- 4,174
Total- 8,289

September 2022 Fuel Flow:

Avgas - 4024 gallons
Jet A - 6532 gallons
Total - 10,556 gallons

Down about 2000 gallons from last month and from same month last year. Avgas was up over last month due to the Airport Open House. Titan Aviation Fuels has reported fuel numbers are down for our entire region. Our number one Jet fuel-based customer has their aircraft out for maintenance so that reflects in less than normal Jet A sales volume

We had a good month in flight training and rental with a system wide total of 336 hours which was up from 270 hours in August.

We are in the process of transitioning flight training operations to Tennessee Flight Training (TFT) so we can focus our efforts on the Part 135 charter business. This transition will be good for Crossville since TFT is solely focused on flight training and will work with Azure to elevate the flight training business to the next level.

On September 15 we closed on the purchase of Carrier Airways, LLC, a part 135 aircraft charter company located in Portsmouth NH. Over the next six months we will move operations of the current fleet to Tennessee and start adding Tennessee based aircraft to the fleet. We anticipate the fleet being up to 5 in Tennessee within the next 12 months including jet and turboprop aircraft. We would like to expand maintenance in Crossville to maintain the charter fleet for scheduled phase maintenance. This would grow our maintenance shop significantly adding the ability to maintain turbine aircraft.

The Maintenance Shop is completely full with a backlog of work and we anticipate it to stay that way. We currently have two of the Crossville mechanics in Lawrence MA getting trained for Part 135 maintenance operations and assisting on inspections for one of the aircraft we acquired when we purchased the charter company.

2023 Crossville Airport Open House/Fly-in After Action Comments

Overall: Thanks to everyone for a great event. The weather was excellent, we had good crowds, all invited aircraft except for the L-39 and L-29 (cancelled due to maintenance problems) arrived and displayed properly. I have no estimates of attendance, guesses ranged from several hundred to around 5,000. Compliments from the crowd were constant.

Major Kudos to Gwen Schallow for recruiting and monitoring the crowd control volunteers, who designed and put together the outstanding “swag bags” for volunteers, gave information, helped visitors with anything/everything, and who worked tirelessly to make the event a success. Overheard from a volunteer, “Wow! What a swag bag!” There are a lot of additional Kudos for Gwen, the 24” X 36” aircraft posters in the “A” frames at each static aircraft, the gift packages for each static aircrew, the signage that was everywhere to inform, guide and direct our guests to anything they needed, the color hand-outs that were given to the guests and her can-do attitude with almost instant request results.

Kudos to the Queens! Kudos to Connie Clapper for a super job organizing the Queens to manage the lunchroom and making the event look a little classier. No other event features the Queens, and the Queens are a signature part of the Crossville Airport Open House.

Kudos to Greg Wood our City Manager. His total emersion in this event and dedication to its success is evident. Greg is the guy who writes the checks and coordinates everything with the city and the departments that are essential to our success. Think Fire, Police, EMT, potable barriers, barrier roping, food trucks, porta potties, lunch contracts, bottled water, printing, advertising, transportation from and to parking to name just a few. Greg Wood is an airport and aviation advocate and the reason this event is successful.

Kudos to Azure Flight Support, especially Greg Livingston and Johnna McCoy. Greg is the go-to guy for virtually any question and/or problem. He is the wrangler that keeps the herd moving. He never stopped moving and never complained. Johnna and her crew ran the most incredible efficient fueling operation. The jewel in her crown of Open House accomplishments is her plan and implementation of fueling the nine-ship formation of Swift aircraft after their three fly overs and peel-off landing. Good Job Johnna!

Specifics:

Rides: The aircraft rides were handled in the most efficient and professional manner to date. The use of portable barriers to segregate the ride area from the rest of the ramp

increased safety and allowed ride participants secure access while keeping strolling visitors from inadvertently walking into the path of taxiing aircraft. Kudos to Gwen Schallow for coming up with the idea and to Greg Wood for making it happen. Kudos to George Paulisin. The rides have been George's baby from day one and he personally built the stanchion and rope barriers that guide the riders safely to and from their aircraft. Big Thanks to George!

Hot Zone and Cold Zone: Promoted successfully by Greg Livingston, and expertly executed by Wayne Baker and Mike Schallow, the concept of a cold area for static display aircraft and unfettered visitor accesses apart from the hot area where flying aircraft would be parked with monitored public access worked as planned and anticipated. Kudos to Wayne and Mike for the professionalism of the marshalling people and their management of the crowd control volunteers during the many engine starts and taxiing of the T-6, T-28's and DC-3. Excellent job!

Cold Zone: The marshalling and crowd control people were efficient, prompt and professional, positioning the static displays so that all aircraft could be presented to the public uncrowded with room to walk around the airplanes. Crowd control and marshalling personnel were quick to move portable barriers to facilitate taxiing aircraft safe lanes to their parking spot. Unique fly-in aircraft were quickly identified and directed to the display area instead of the transient parking area. The decision to move the T-28's from the ramp's edge to the middle of the ramp facing East increased the public awareness and interest in these combat veterans. Kudos again to Wayne, Mike and their crew.

Hot Zone: The positioning of the DC-3 and T-6 on either side of the taxiway entrance to the ramp was extremely effective. The safety factor was enhanced by the elimination of either aircraft needing to taxi thru the crowd to access the runway. As expected, the marshalling crew of Wayne and Mike efficiently guided the transient aircraft to easily accessible parking spots and in a similar fashion guided those who left early safely out to the taxiway for departure.

Miscellaneous: The Swift Museum Foundation Annual Fly-in coincided with our Open House and agreed to participate in our event with a formation fly-over. Our expectations were exceeded when they appeared with a nine-ship formation that gave us three flyovers from different directions and then did an overhead formation peel off for landing. Johnna's plan for fueling the Swifts on the compass rose was genius and in short order the Swifts made another impression on the crowd as they departed with a series of two ship formation take-offs.

T-6 "Checkers" asked to come back next year. The T-6 flew several paying customers and entertained the crowd with low passes and g3 smoke.

Finally, I rate this open house as one of our best. All the participating aircraft indicated that they would like to return. Visitor comments were all positive, parking seemed to be adequate and efficient. The hay wagons seem to have kept up with the demand, with some lines at the end of the day. There were enough trash bins to eliminate litter. Thanks to Gary Moore for keeping the water cart circulating through the crown so no one suffered from heat stroke.

Thanks to everyone for all your help and support, we can all feel good about a job well done,

Benjo

Col Ben "Benjo" Welch USAF Ret
Crossville Committee Chairnan

PS: Can someone please write up a nice article for the newspaper?

6 Months interest in December and May

Principal payment in May

				6/30/2022	Due		6/30/2023
				LOAN	May	INTEREST	LOAN
				<u>BALANCE</u>	<u>PAYMENT</u>	<u>PAYMENT</u>	<u>BALANCE</u>
GENERAL FUND							
E-911		2024	Variable	\$ 130,000	\$ 130,000	\$ 5,800	\$ -
2020 Series A1 Bonds	2021	2037	4.00%	\$ 3,905,000	\$ 55,000	\$ 87,250	\$ 3,850,000
2020 Series B Bonds	2021	2028	4.27%	\$ 1,650,000	\$ 270,000	\$ 19,690	\$ 1,380,000
2020 Series A2 Bonds	2021	2037	3.00%	\$ 1,105,000	\$ 60,000	\$ 24,000	\$ 1,045,000
				\$ -	\$ -	\$ -	\$ -
				<u>\$ 6,790,000</u>	<u>\$ 515,000</u>	<u>\$ 136,740</u>	<u>\$ 6,275,000</u>

Water & Sewer Fund

2020 Series C Bonds	0.80534	2050	4.00%	\$ 29,360,000	\$ 560,000	\$ 681,966	\$ 28,800,000
Catoosa's Share	0.19466			\$ 5,715,218	\$ 109,010	\$ 132,752	\$ 5,606,208
				\$ 23,644,782	\$ 450,990	\$ 549,214	\$ 23,193,792
2020 Sries D Bonds		2027	4.19%	\$ 1,030,000	\$ 205,000	\$ 11,102	\$ 825,000
				<u>\$ 24,674,782</u>	<u>\$ 655,990</u>	<u>\$ 560,316</u>	<u>\$ 24,018,792</u>

CATOOSA

2020 Series C Bonds		2050	4.00%	\$ 5,715,218	\$ 109,010	\$ 132,752	\$ 5,606,208		
5/20/2021 RUD Plateau tank	40 yrs	2021	2061	1.75	\$ 873,174	\$ 15,818	\$ 15,154	\$ 857,355	mnth pmnt
4/11/2022 RUD Plateau tank	40	2061	1.5	\$ 307,519	\$ 5,722	\$ 4,574	\$ 301,796	mnth pmnt	
				<u>\$ 6,588,392</u>	<u>\$ 124,828</u>	<u>\$ 147,906</u>	<u>\$ 6,463,563</u>		

TOTALS (WATER & SEWER FUND)

\$ 31,263,174 \$ 780,818 \$ 708,222 \$ 30,482,355

TOTAL ALL FUNDS

\$ 38,053,174 \$ 1,295,818 \$ 844,962 \$ 36,757,355

CITY OF CROSSVILLE
CURRENT GRANTS/PROJECTS

GENERAL FUND

Grant Agency	Project	Amount			Money	Money	To Be
		Grant	Local	Total	Spent	Received	Received
AWARDED:							
Dept. of Justice	Bulletproof vests	\$ 36,781.44	\$ 36,781.44	\$ 73,562.88	\$ 63,732.12	\$ 36,793.78	\$ 2,550.00
Dept. of Justice	Body Worn Cameras	\$43,000	\$ 43,000.00	\$ 86,000.00	\$ 117,082.94	\$ 43,000.00	
THSO Alcohol Saturation/Checkpoint Grant	Alcohol Saturation-2022	\$ 20,000.00	\$ -	\$ 20,000.00			
HIDTA	Drug Task Force Overtime	\$ 18,000.00	\$ -	\$ 18,000.00			
TDOT-Aeronautics	Airport Layout Plan	\$ 190,000.00	\$ 10,000.00	\$ 200,000.00	\$ 28,492.59	\$ 19,601.36	
TDOT-Aeronautics	Airport Lighting Rehab	\$ 153,395.00	\$ 1,835.00	\$ 155,230.00	\$ 135,750.14	\$ 124,118.15	\$ 9,796.99
TDOT-TAP	Downtown Sidewalks/Lights	\$ 2,393,388.00	\$ 757,508.00	\$ 3,150,896.00			
TDOT-Surface Trans	Northwest Connector 3	\$ 1,046,137.00	\$ 251,534.00		\$ 1,266,575.21	\$ 1,013,260.17	
TDOT-Surface Trans	Northwest Connector 2	\$ 458,648.00	\$ 114,662.00	\$ 573,310.00	\$ 237,226.03	\$ 189,780.82	
TDOT-Aeronautics	Obstruction Clearing	\$ 116,090.00	\$ 6,110.00	\$ 122,000.00	\$ 122,000.00	\$ 122,000.00	
TDOT-Aeronautics	Obstruction Clearing	\$ 212,650.00		\$ 212,650.00	\$ 212,650.00	\$ 212,650.00	
TDOT-Aeronautics	Obstruction Clearing	\$ 309,035.00	\$ 16,265.00	\$ 325,300.00	\$ 237,115.05	\$ 237,115.05	
TDOT-Aeronautics	Design Terminal Renovations	\$ 78,940.00	\$ 3,160.00	\$ 82,100.00	\$ 82,050.00	\$ 82,050.00	
TDOT-Aeronautics	Operations Counting System	\$ 32,300.00	\$ 1,700.00	\$ 34,000.00	\$ 10,022.67	\$ 9,549.03	
TDOT-Aeronautics	ARPA	\$ 3,494,987.87	\$ -	\$ -	\$ 348,747.68	\$ 3,494,987.87	
TDOT-Aeronautics	Airport Maintenance 22-23	\$ 15,000.00	\$ -	\$ -	\$ 15,823.07	\$ 15,000.00	
TDOT-Aeronautics	ACRGP	\$ 9,000.00	\$ -	\$ 9,000.00	\$ 9,000.00	\$ 9,000.00	
TDOT-Aeronautics	ARPA-Airport	\$ 22,000.00		\$ 22,000.00	\$ 22,000.00	\$ 22,000.00	
TOTALS		\$ 8,603,352.31	\$ 1,215,320.44	\$ 4,276,998.88			