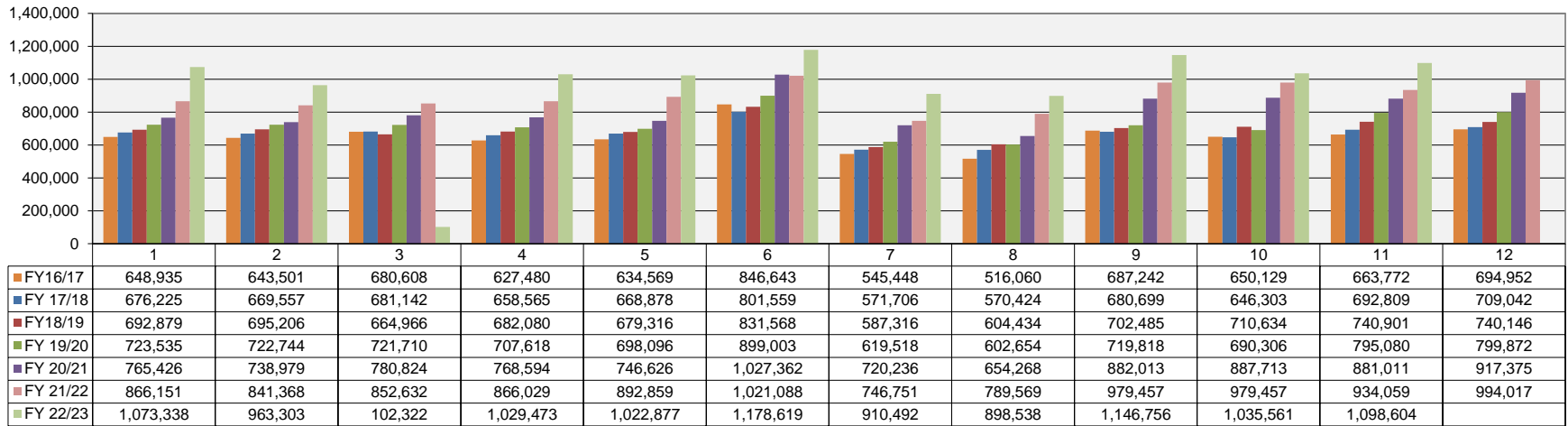
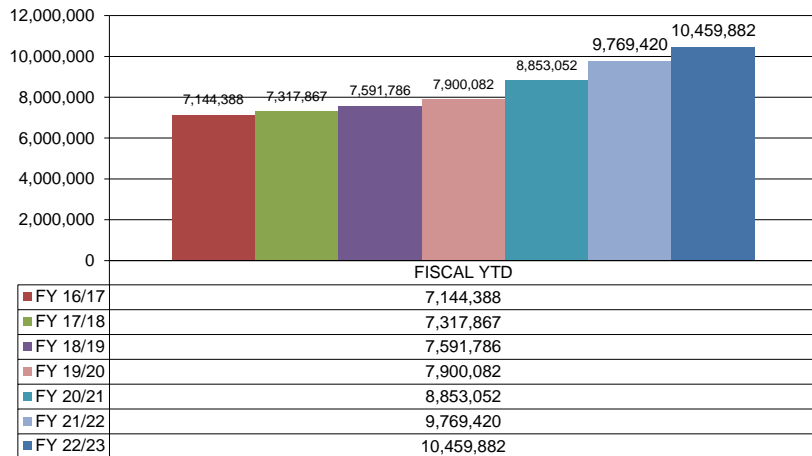


Sales Tax



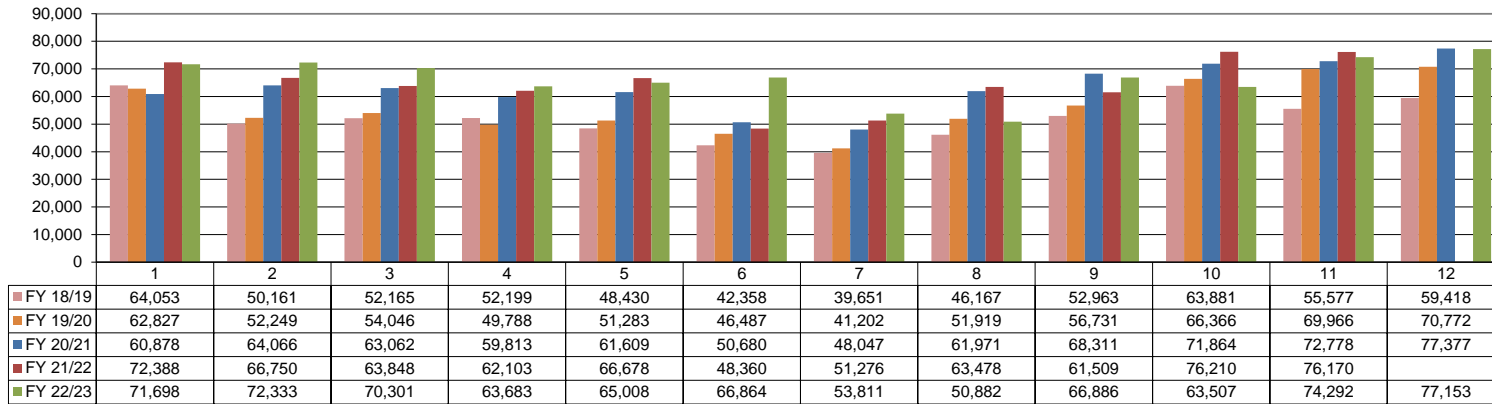
Sales Tax Revenue Year-to-Date



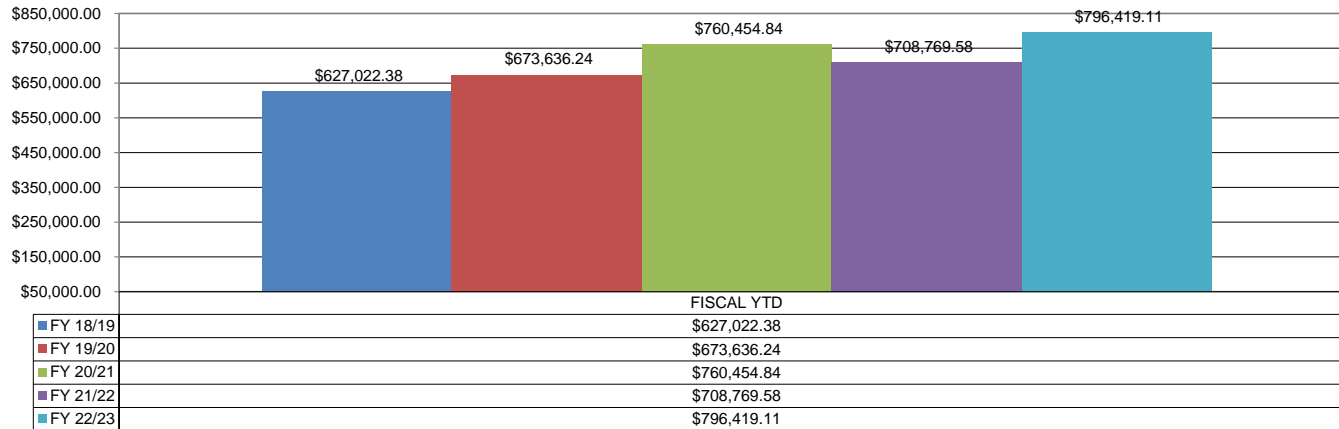
*COLLECTIONS IN THE CITY OF CROSSVILLE		\$	2,230,866.73
State of TN Cost of Administration	1.125%	\$	25,097.25
Net Collections (sent to Trustee's office)		\$	2,205,769.48
Local Option Out of State Distribution		\$	13,495.48
Trustee of Cumberland County	1%	\$	22,057.69
Net To Be Distributed		\$	2,197,207.26
CITY OF CROSSVILLE SPLIT			
Check to City of Crossville		\$	1,098,603.63
Check to Cumberland County Board of Education		\$	1,098,603.63

*Totals reported in July but actually collected in May

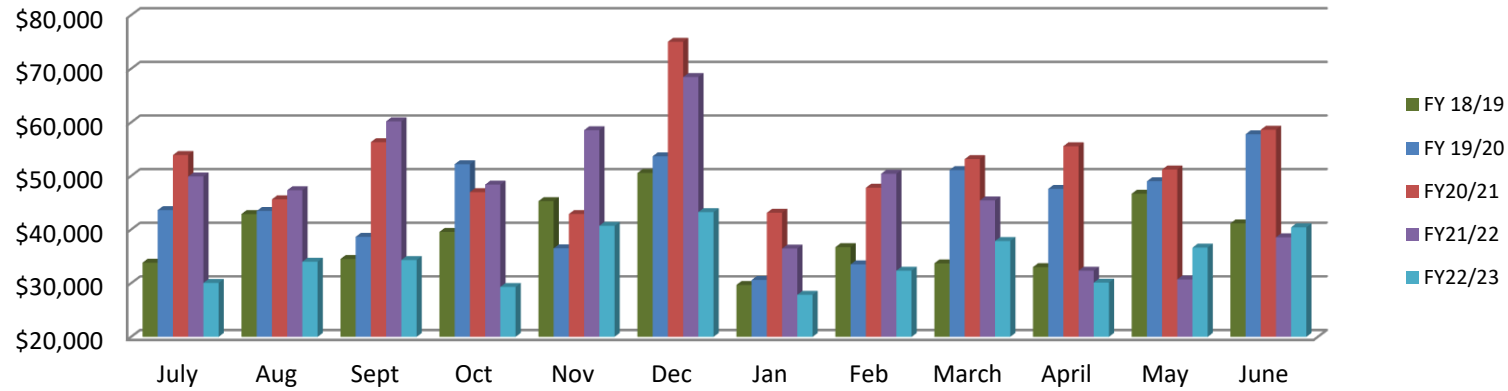
Wholesale Beer Tax



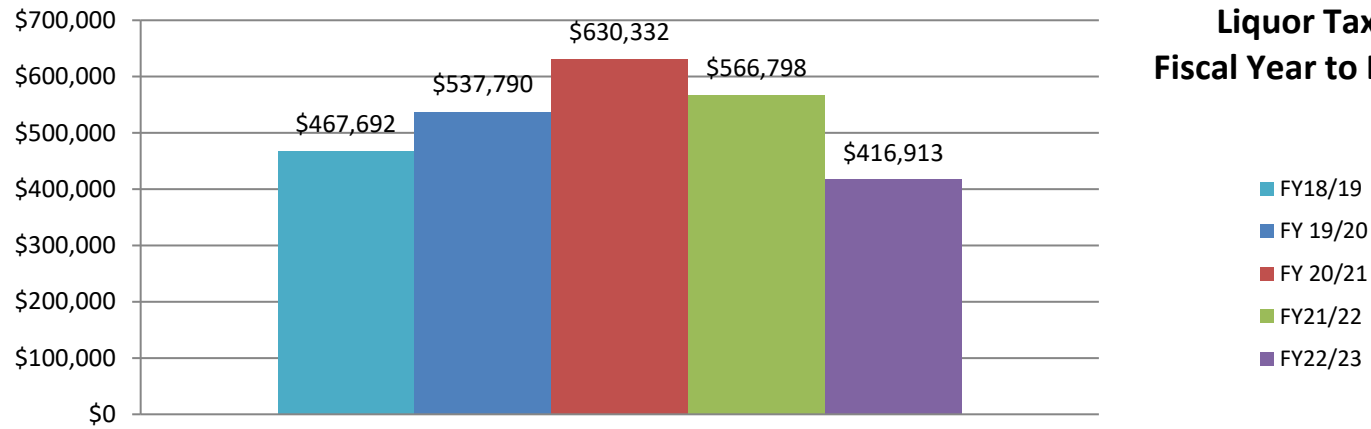
Wholesale Beer Tax Revenue Year To Date

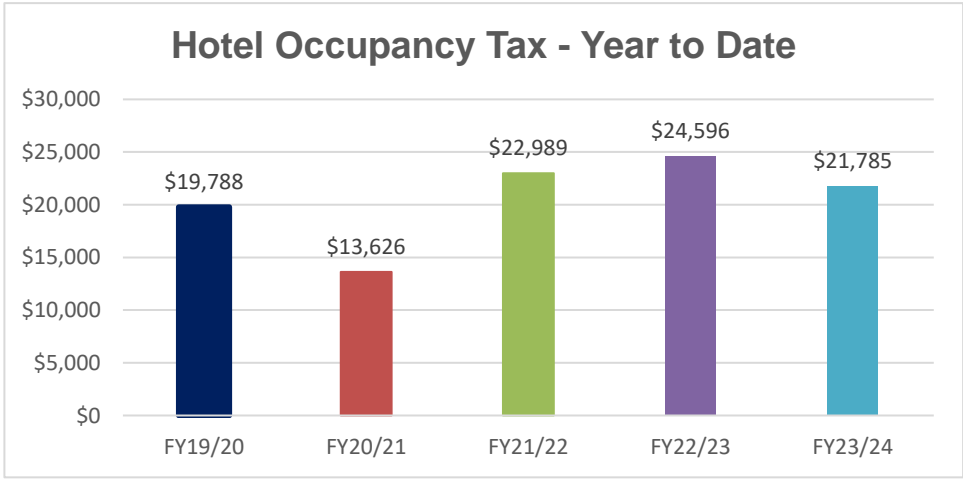
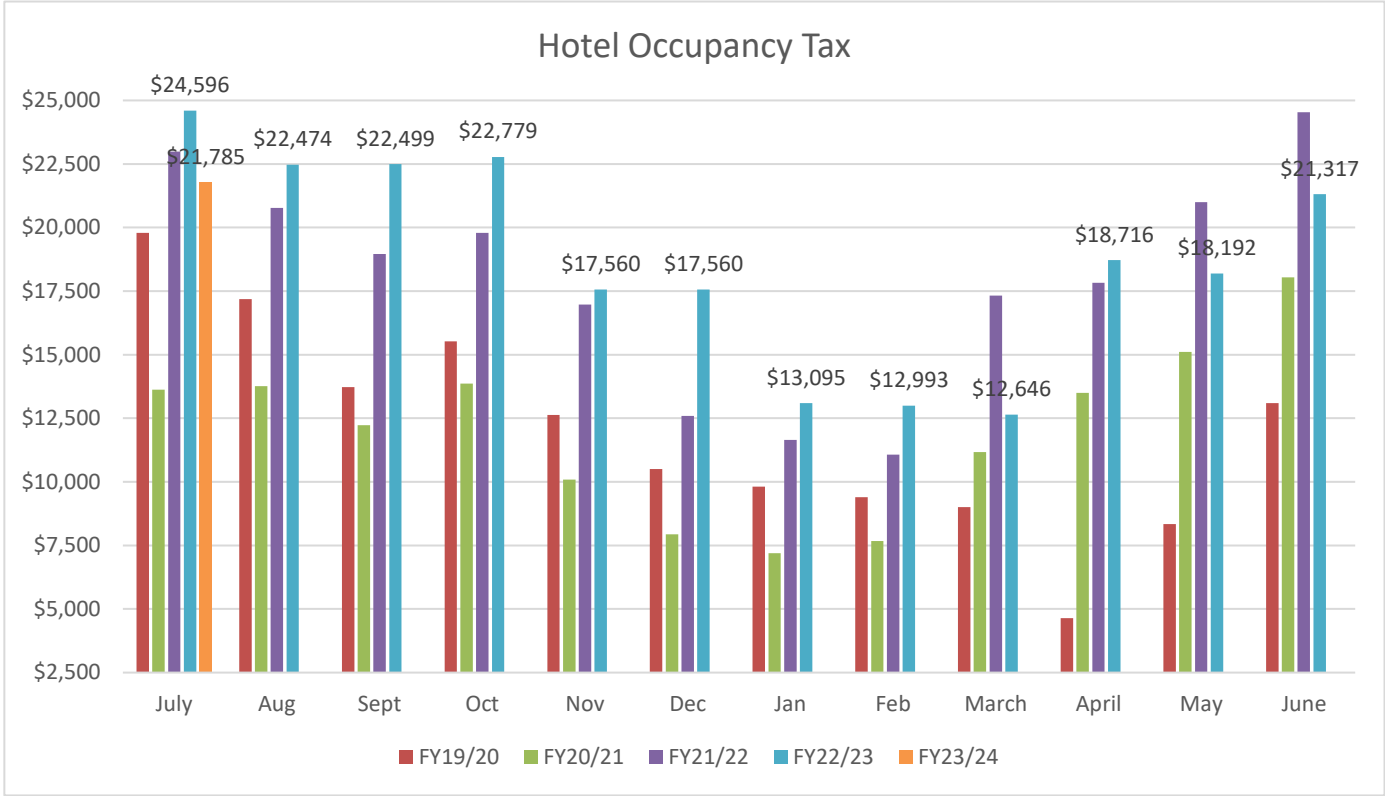


Liquor Income

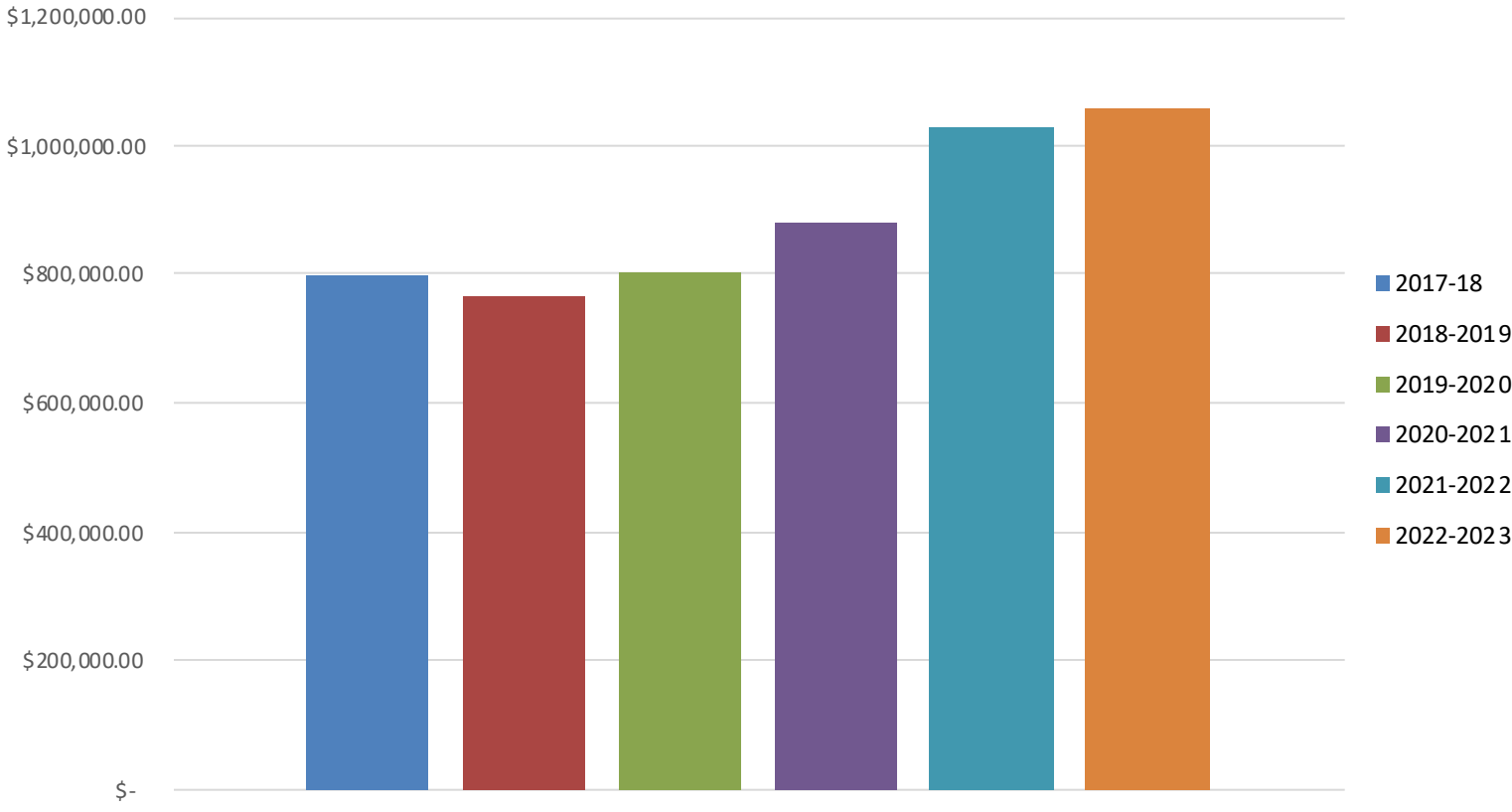


Liquor Tax Fiscal Year to Date





Business Tax



Monthly Stats
July 2023

CITATIONS		OFFENSES		ARRESTS	
Ran Stop Sign	3	Burglary	3	Burglary	1
Speeding	22	Theft from Building	3	Fraud	2
Seatbelt Violation	15	Theft from Vehicle	3	Embezzlement	1
Failure to Yield	1	Theft of Vehicle Parts	2	Assault	3
Ran Traffic Light	5	Theft All Other	5	Domestic Assault	5
Window Tint Violation	2	Fraud	9	Drug Violation	15
Registration Violation	13	Viol. OP/Bond Conditions	2	Drug Equipment	12
Light Law Violation	19	Shoplifting	3	Weapons Law Violation	6
Improper Use of Lane	3	Forgery	1	Vandalism	1
Insurance Violation	10	Drug Violation	1	DUI	8
Animals at Large	1	Property Damage	4	Viol. Of Implied Consent	2
Due Care	1	Lost Property	1	DOR/DOS/No DL	12
Viol. Of Open Container	2	Rape	1	Contraband into Jail	2
Texting while Driving	2	Death	2	Public Intoxication	21
		Counterfeit	1	Criminal Trespass	6
		Vandalism	7	Criminal Impersonation	1
		Hit & Run	2	Reckless Endangerment	3
		Dog Bite	1	False Report	1
		Overdose	2	Tampering with Evidence	4
		Vehicle Theft	2	Warrant	28
		Missing Person	1	Evading/Resisting Arrest	5
		Recovery	5	Sex Offender Violation	1
		Robbery	2		
		Weapons Law Violation	1		
		Identity Theft	1		
		Elder Abuse	1		
		Coin Operated Theft	1		
TOTAL	99	TOTAL	67	TOTAL	140
SPEED WARNINGS	1	JUVENILE ARRESTS		TOTAL CALLS	2449
WARNINGS	1	Runaway	1	ANIMAL CONTROL CALLS	42
JUVENILE CITATIONS				ACCIDENTS	
Ran Stop Sign	1			Fatality	0
Speeding	1			With Injury	8
Seatbelt Violation	1			Without Injury	20
Improper Use of Lane	1			Minor	68
TOTAL	4	TOTAL	1	TOTAL	96

* Provided traffic and crowd control for Fourth of July fireworks display.

* Provided traffic and crowd control for Cruise In on July 22nd.



CROSSVILLE POLICE DEPARTMENT

STAT COMPARISONS

JULY 2023 TOTAL CALLS - 2,449

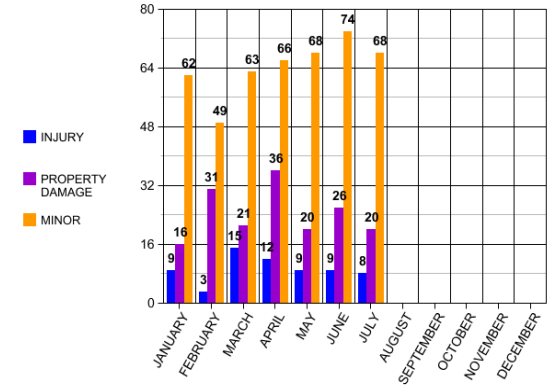
JUNE 2,438 YEAR TO DATE - 14,863

SPECIAL EVENTS

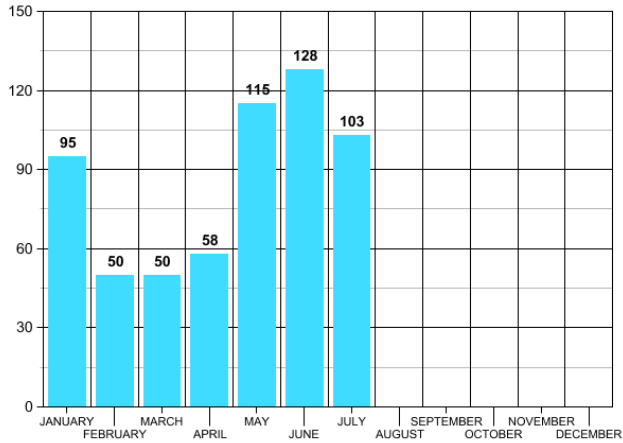
Fireworks Centennial Park

Cruise In

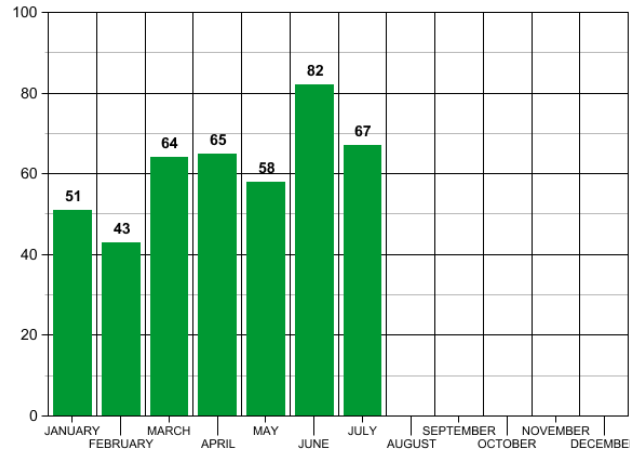
TOTAL MONTHLY ACCIDENTS



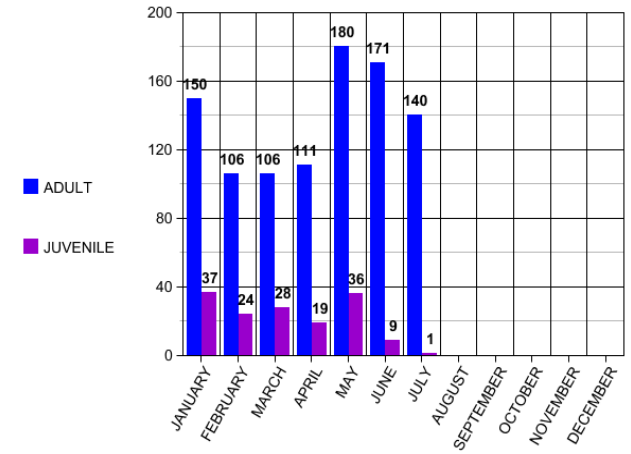
TOTAL MONTHLY CITATIONS



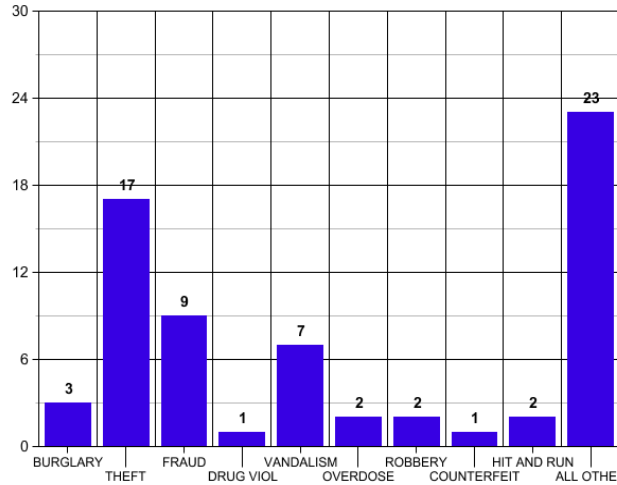
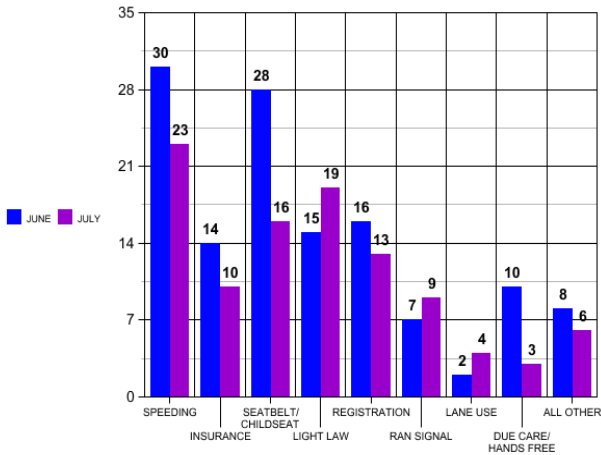
TOTAL MONTHLY OFFENSES



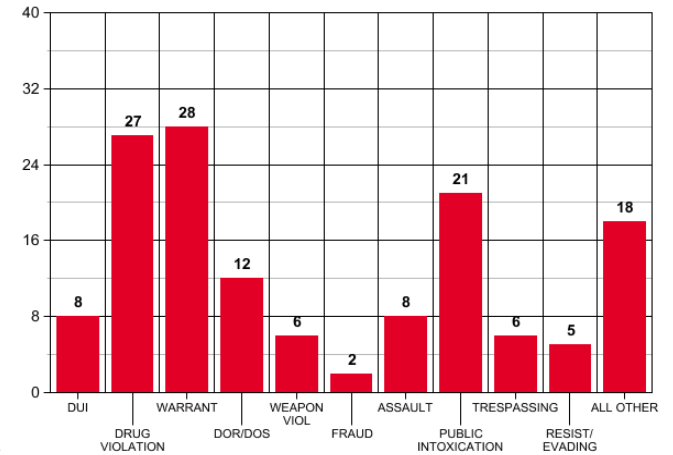
TOTAL MONTHLY ARREST



PREVIOUS MONTH CITATION COMPARISON



ARREST BY CATEGORY

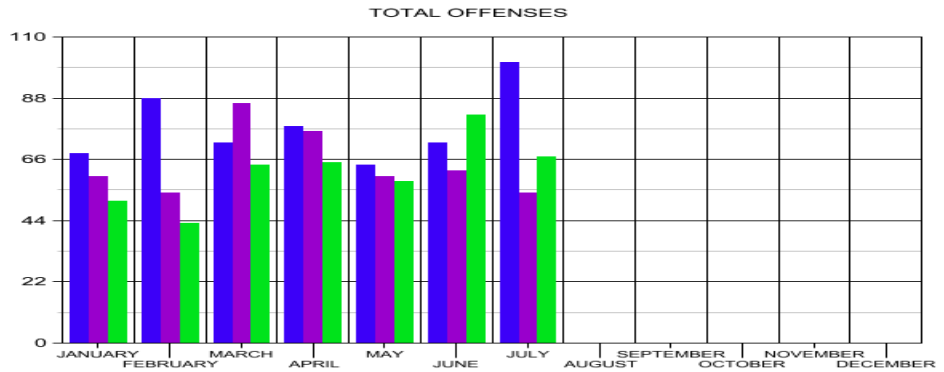
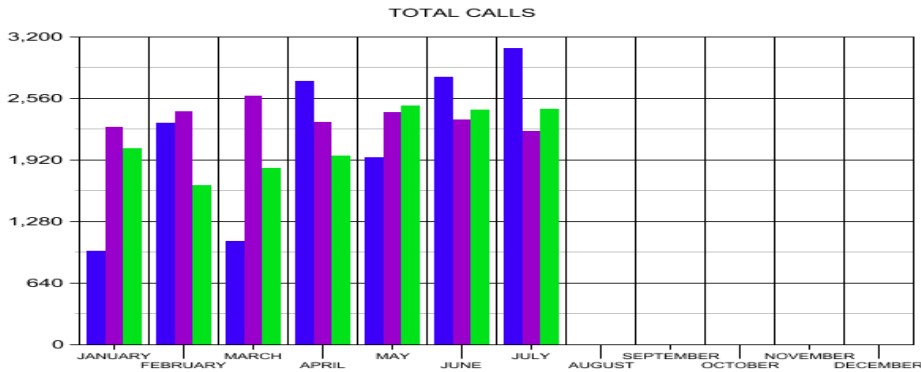




CROSSVILLE POLICE DEPARTMENT STAT COMPARISONS

YEAR TO YEAR— JAN 2023

■ ■ ■
2021 **2022** **2023**

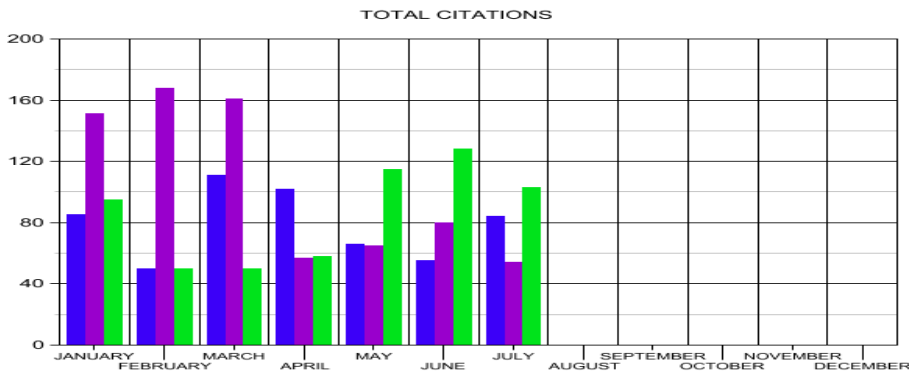


CALLS

2021—14,899 2022—16,549 2023—14,863

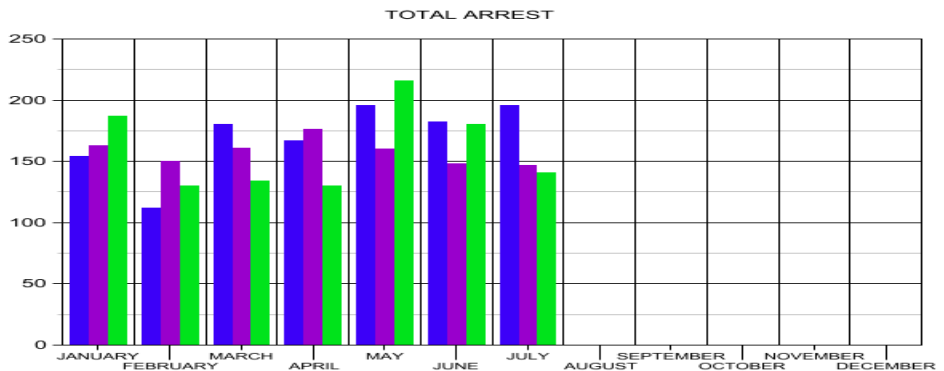
OFFENSES

2021—543 2022—452 2023—430



CITATIONS

2021—553 2022—736 2023—599



ARREST

2021—1,187 2022—1,107 2023—1,118

Crossville Fire Dept.

Crossville, TN

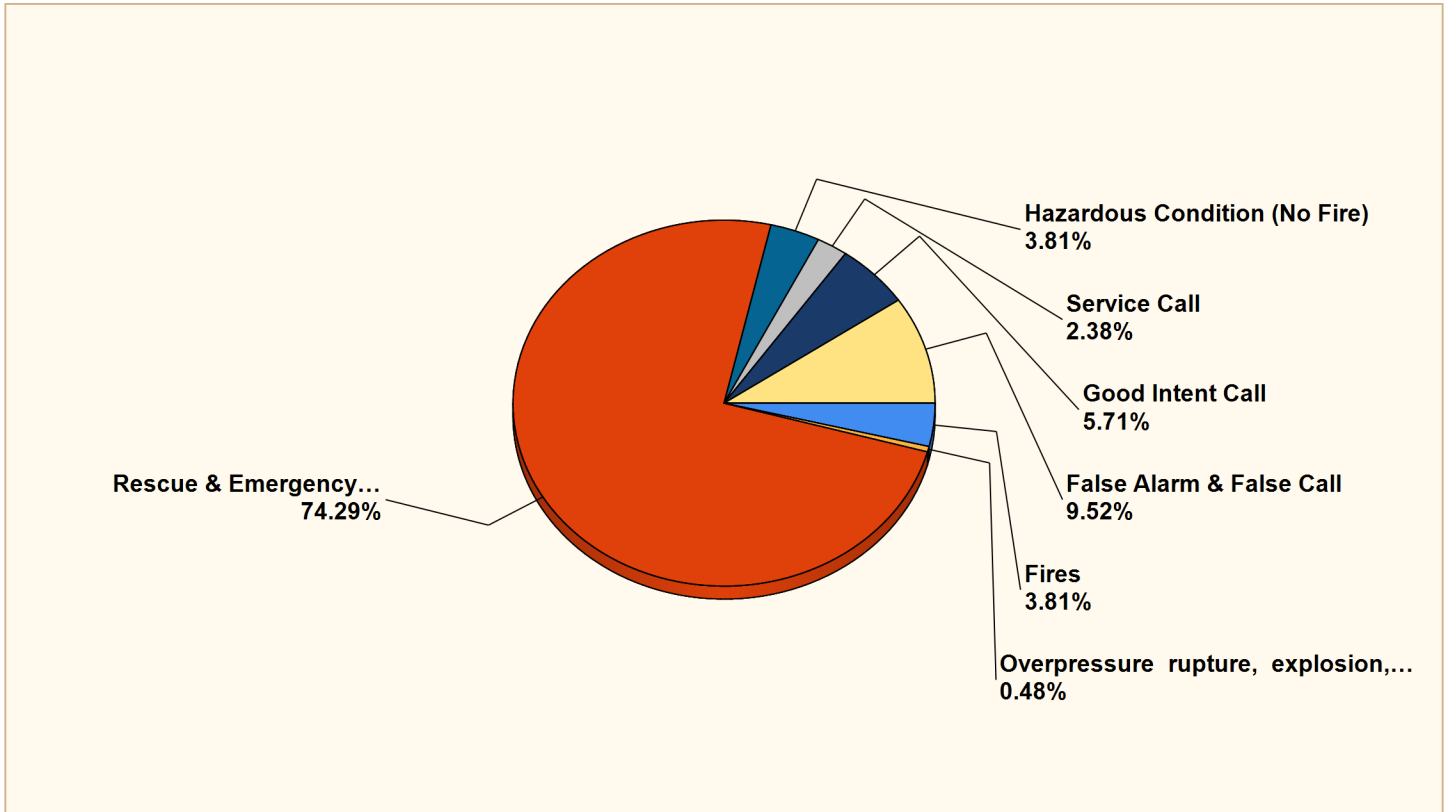
This report was generated on 8/1/2023 8:06:39 AM

CROSSVILLE



Breakdown by Major Incident Types for Date Range

Zone(s): All Zones | Start Date: 07/01/2023 | End Date: 07/31/2023



MAJOR INCIDENT TYPE	# INCIDENTS	% of TOTAL
Fires	8	3.81%
Overpressure rupture, explosion, overheating - no fire	1	0.48%
Rescue & Emergency Medical Service	156	74.29%
Hazardous Condition (No Fire)	8	3.81%
Service Call	5	2.38%
Good Intent Call	12	5.71%
False Alarm & False Call	20	9.52%
TOTAL	210	100%

Only REVIEWED and/or LOCKED IMPORTED incidents are included. Summary results for a major incident type are not displayed if the count is zero.



Detailed Breakdown by Incident Type

INCIDENT TYPE	# INCIDENTS	% of TOTAL
111 - Building fire	4	1.9%
112 - Fires in structure other than in a building	2	0.95%
118 - Trash or rubbish fire, contained	1	0.48%
131 - Passenger vehicle fire	1	0.48%
200 - Overpressure rupture, explosion, overheat other	1	0.48%
311 - Medical assist, assist EMS crew	4	1.9%
320 - Emergency medical service, other	1	0.48%
321 - EMS call, excluding vehicle accident with injury	136	64.76%
322 - Motor vehicle accident with injuries	11	5.24%
323 - Motor vehicle/pedestrian accident (MV Ped)	1	0.48%
324 - Motor vehicle accident with no injuries.	2	0.95%
340 - Search for lost person, other	1	0.48%
412 - Gas leak (natural gas or LPG)	1	0.48%
422 - Chemical spill or leak	1	0.48%
440 - Electrical wiring/equipment problem, other	1	0.48%
441 - Heat from short circuit (wiring), defective/worn	1	0.48%
443 - Breakdown of light ballast	1	0.48%
444 - Power line down	2	0.95%
445 - Arcing, shorted electrical equipment	1	0.48%
554 - Assist invalid	1	0.48%
561 - Unauthorized burning	4	1.9%
611 - Dispatched & cancelled en route	7	3.33%
622 - No incident found on arrival at dispatch address	1	0.48%
631 - Authorized controlled burning	2	0.95%
651 - Smoke scare, odor of smoke	2	0.95%
700 - False alarm or false call, other	4	1.9%
715 - Local alarm system, malicious false alarm	1	0.48%
735 - Alarm system sounded due to malfunction	1	0.48%
740 - Unintentional transmission of alarm, other	1	0.48%
745 - Alarm system activation, no fire - unintentional	13	6.19%
TOTAL INCIDENTS:	210	100%

Total Burn Permits for July, 2023
130



Jennifer Hall

Only REVIEWED and/or LOCKED IMPORTED incidents are included. Summary results for a major incident type are not displayed if the count is zero.



Crossville Fire Dept.

Crossville, TN

This report was generated on 8/1/2023 8:08:23 AM

CROSSVILLE



Daily Log Items per Activity Code for Date Range with Personnel

Activity Codes: Water Log - Commercial Water Log | Start Date: 07/01/2023 | End Date: 07/31/2023

Water Log - Commercial Water Log

START DATE	END DATE	DURATION (hh:mm)	STATION	APPARATUS	PERSONNEL	NOTES
07/04/2023 12:00:00	07/04/2023 12:00:00	0:00	ST1 - CFD Station 1		Hall, Jennifer A	400 GALLONS OF WATER USED FOR STRUCTURE FIRE 79 IVANHOE LN PER 540
07/05/2023 07:39:00	07/05/2023 07:39:00	0:00			Connell , Jeff	Rogers Group 800 gal.
07/10/2023 12:15:00	07/10/2023 12:15:00	0:00			Mangas, Jeremy	Mark Shoemaker 50 gallons
07/11/2023 14:07:00	07/11/2023 14:07:00	0:00			Blaylock, Gary Jr	CHW Landscaping 5,700 gal
07/14/2023 10:51:00	07/14/2023 10:51:00	0:00			Blaylock, Gary Jr	CHW Landscaping Erosion Control 5,900 Gal.
07/25/2023 10:45:00	07/25/2023 10:45:00	0:00			Mcgowan, Tyson Scott	Twin Construction 300 gallons
						Total Items: 6
						Grand Total Items: 6

Displays all Daily Log Items with personnel list for DATE RANGE and ACTIVITY CODE, grouped by Activity Code



emergencyreporting.com

Doc Id: 1668

Page # 1 of 1

	Consumption	Water loss - flushing	Water loss - leaks	Water loss-fire fighting	Total Internal Use	Unaccounted-for Water	Pumped Water	LOSS %
2022								
January	96,480,200	81,734	1,193,520	26,300	1,301,554	19,108,113	116,889,867	16%
February	85,713,300	90,186	6,599,655	18,800	6,708,641	8,226,759	100,648,700	8%
March	99,417,600	50,686	1,768,173	6,250	1,825,109	7,587,191	108,829,900	7%
April	91,940,100	532,444	1,085,494	29,850	1,647,788	14,340,712	107,928,600	13%
May	92,160,900	272,159	5,094,446	1,450	5,368,055	29,512,045	127,041,000	23%
June	102,704,000	287,416	3,408,224	19,600	3,715,240	27,613,460	134,032,700	21%
July	103,880,600	235,854	5,925,760	18,000	6,179,614	18,664,386	128,724,600	14%
August	97,180,200	79,705	3,369,885	12,700	3,462,291	29,121,510	129,764,000	22%
September	102,751,500	231,605	7,626,998	13,975	7,872,578	10,362,922	120,987,000	9%
October	95,489,200	278,513	2,484,770	318,545	3,081,828	9,971,462	108,542,490	9%
November	95,833,300	412,792	4,738,060	17,350	5,168,202	16,381,098	117,382,600	14%
December	89,122,200	162,695	2,323,086	8,800	2,494,581	35,381,219	126,998,000	28%
2023								
January	97,204,700	1,029,288	158,994	1,350	1,189,632	23,639,568	122,033,900	19%
February	99,352,300	280,135	929,232	53,200	1,262,567	7,113,733	107,728,600	7%
March	81,619,500	593,713	2,016,336	500	2,610,549	36,473,251	120,703,300	30%
April	81,438,000	296,889	851,118	6,700	1,154,707	38,405,193	120,997,900	32%
May	94,928,100	323,566	1,962,690	10,200	2,296,456	30,542,044	127,766,600	24%
June	101,422,500	212,007	960,264	27,800	1,200,071	28,538,929	131,161,500	22%
July	99,325,500	28,940	724,620	13,150	766,710	35,603,190	135,695,400	26%
August								
September								
October								
November								
December								
TOTAL:								
6 mos	558,085,900	1,735,251	7,444,260	111,550	9,291,061	176,676,339	744,053,300	24%
12 mos	1,135,667,000	3,929,850	28,146,053	484,270	32,560,173	301,534,117	1,469,761,290	21%

CATOOSA DEPARTMENT
WATER LOST
JULY 2023

MASTER PUMPS	WATER PURCHASED		
70-NORTH	12,995,360		
127 HWY	13,222,250		
GENESIS	6,716,400		
62 HWY	0		
TOTAL	32,934,010		
	WATER SOLD		
MASTER PUMP TOTALS	32,934,010		
LESS CUSTOMERS	19,647,500		
LESS 200 ACCOUNTS	4,120,700		
	9,165,810	% of Loss	28%
FIRE DEPARTMENT			
TANK CLEANING & FILLING	-		
METERED FILLING			
METERED FLUSHING	28,880		
UNMETERED FLUSHING	60		
UNMETERED LEAK	724,620		
BILL ADJUSTMENTS			
METERED LEAKS			
BULK SALES			
TOTAL	8,412,250	Total % Loss	26%

Permits Break Down Report

	City & County Mechanical	City & County Plumbing	City Commercial	City Residential	County Residential	House Moving	Sign	Total Permits	County Fees Paid	City Fees Paid	Total Fees Paid
July 2023	28	34	1	7	28	1	7	106	\$30,689.00	\$5,534.00	\$36,223.00
Total	28	34	1	7	28	1	7	106	\$30,689.00	\$5,534.00	\$36,223.00

Engineering Projects Report August 3, 2023

Project	Current Status	Dates
TDOT 127 South Utility Relocation	The Contractor has almost completed relocating the City's utilities and is in the process of moving services from the old main lines to the new main lines.	Target Completion Date June 30, 2024
TDOT 127 North Utility Relocation Section 1	The utilities for this project are 89% financially complete as of June 21st. The Contractor continues in testing the waterlines and is moving services over to the new line. Updated information was not available for the date of this report.	Target Completion Date June 30, 2025
TDOT 127 North Utility Relocation Section 4 (Fentress Cumberland County Line)	The portion of this project that is the City's water utility relocation is complete and a final punch list will be created after the road work is completed.	Target Completion Date August 31, 2026
TDOT 127 North Utility Relocation Section 2	A utility deconfliction meeting was held August 2nd 2022 and the City was informed by TDOT that the bid letting will be moved to 2025.	Bid Letting December 8, 2023
TDOT 127 North Utility Relocation Section 3	A utility deconfliction meeting was held August 2nd 2022 and the City was informed by TDOT that the bid letting will be moved to 2025.	Bid Letting December 8, 2023
Northwest Connector Phase 3	The utilities for this project are complete with the exception of final clean up.	Total Completion Date July 21, 2023 Finish from Genesis To Stout May 31, 2022
Northwest Connector Phase 2	The City has completed the acquisitions and TDOT is reviewing the right of way documents.	Tentative Bid Letting 2023
Downtown Sidewalks	TDOT is performing a final review. The next step will be bidding the project.	
Old Lantana Road, County Seat and Southbend Waterline Replacement	The City has reviewed the plans and the Engineer is revising the plans. A construction start date will be established once the easements are acquired.	
Bridges for Trails at Meadow Park Quail Hollow Court	The bridge will be delivered in September. The Exhibit "A" document required for the sale of the property will be updated when the Airport Layout Plan is updated.	
Main Street and Lantana Traffic Signal Replacement	The Contractor has completed the pole foundations and all underground conduit work. The Contractor will be back in September to set the poles. The current delivery schedule for materials will extend the completion of this project to December of 2023.	Completion date June 5, 2023
Fourth Street and West Avenue Traffic Signal Replacement	The City has received a draft set of ROW plans. A utility coordination meeting is forthcoming. This project has low priorities because the City will not have STP funds to fund construction for three to five years.	
Meadow Park Water Filtration Plant Sewer Project	The Engineer has created the exhibits for the easements. The City is in the process of acquiring the easements.	Schedule will be forthcoming
Raw Water Study (Meadow Park Lake Expansion)	The Engineers updated the Council at the work session and a contract is on the agenda to move forward with the next steps.	
Airport Obstruction Removal	The aerial LIDAR survey has been performed and the Contractor has a few trees to top in order to meet the contract requirements.	
Underwood Street Sidewalk	Acquisition documents have been turned over to the City Attorney so that City Staff can negotiate the acquisitions.	
Tulip Drive Sewer Installation Airport ALP	The plans are complete and the City is awaiting the payment of the fees. The operations data collection has been completed and the data shows that the width of the runway is justified at a width of 75 feet. The Engineer has submitted an updated schedule which projects this project to be completed in April 2024.	
Industrial Blvd and Highway 127 Intersection Waterline Rehab	The Main Street road bore and end connections is the remaining work for this project.	Completion date June 3, 2023
TDOT SR 1 Highway 70 Bridge Replacement (Sparta Highway) Utility Relocation	We are waiting on the bid letting. All plans and specifications have been delivered to TDOT.	Bid Letting December 9, 2022
TDOT SR 24 Highway 70 North Bridge Replacement Utility Relocation	The Engineer is developing the utility relocation plan. TDOT is working out clearance issues with TVA lines and this project's timeline will grow.	Bid Letting August 19, 2022 DELAYED
CoLinx Fire Pump and Tank System	The line has been capped and the tank and pump have been disconnected from the fire system. The city will start the demolition of the pump building in the coming months.	
Little Obed Pedestrian Bridge	The City was not selected for the CDBG grant last year and the City is reapplying.	
Airport PAPI Replacement	The lights are in working order and we are awaiting an FAA flight check and final clean up. The FAA flight check has been placed in the FAA flight queue.	Completion date December 14, 2022
Earnest Neal Road Waterline Extension	The fees have been paid and the plans have been approved by TDEC.	
Meadow Park Kayak Launch	The Contractor has punch list items to complete	
Site Construction for Airport Box Hangars	The permit has been modified to contain coverage for the 80 x 80 Hangar and the four 60 x 60 hangars. The Street Department has finished the 80 x80 pad. The Contractor working on the Whisper Aero contract is gathering shop drawings for submittals to the City.	
Truck Route	An Engineering contract is on the agenda for approval.	
Hilltoppers Paved Trail Extension	The Contractor has completed the paving and has not started the sealcoating of the parking lot.	
Airport Terminal Building	A preconstruction has been held. The Contractor is obtaining his bonds for the execution of the contract.	
TDOT West Avenue Drainage Repair and Paving	The water line installation is complete. TDOT is acquiring right of way for the headwall installation.	
Goose Point Sewer Extension	The fees have been paid and the plans have been submitted to TDEC for approval.	
Ramey Road Sewer Extension	The plans have been approved by TDEC and two easements have been acquired. We are awaiting on a construction start date.	
City Hall Roof Upgrade	The Contractor has delivered a portion of the materials and will be starting in the next couple of weeks.	
Demolition and removal of Buildings on Ford Property	The asbestos survey has been completed and the removal of the asbestos from the survey building and the McGinnis building will be discussed with TDEC and we will decide on the means of removal.	
ARPA Sewer I&I Project.	All preliminary inspection has been completed and the Engineers are working on finalizing the plans.	
Creston Road ARPA Waterline Project	The contract is on the agenda for approval.	
Private Developments		
The Gardens Phase 8 Plat 3	All roads, water and sewer are complete. The stormwater retention structures have not been completed and the City is holding a financial guarantee for this work.	
The Gardens Phase 8 Plat 4A	All roads, water and sewer are complete. The stormwater retention structures have not been completed and the City is holding a financial guarantee for this work.	
Sky View Meadow Subdivision Phase 2 & 3	All roads, water and sewer are complete. The stormwater retention structures have not been completed and the City is holding a financial guarantee for this work.	

July 2023

Tournament Recap:

July 1st: Crossville Crossroads Classic (Disc Golf)

Director: Kevin Harris, Smoky Mountain Discs

Total players- 82

Participants from: 20 cities in TN, Virginia, Georgia

Michael Caldwell-

Senior Mens World Series: USSA

July 8th & 9th: 23 teams

Participants from: AL, NC, GA, TN, TX, SC, OH, KY

Hotels: Comfort, Holiday, Hampton, Quality Inn

Total: 187 rooms

Karli Carter & Woody Smith-

July 22nd

KingSnake Women's Invitational: 12 teams

20 Estimated hotel rooms

Participants from: TN, GA, KY, AL

Big Bang Softball-Fastpitch: 28 teams

(this is a local association)

Josh Brewer and Randy Woody

July 29th

Rogue Invitational

Upper Cumberland Teams:

Cookeville, Crossville, Sparta, Monterey

Programs

CYBS Youth Baseball	\$3,846.20	63
CYBS Youth Softball	\$1,109.40	19
CYBS Youth T-ball/Coach Pitch	\$2,704.80	45
Upper Cumb. Youth Athletics	(\$8.78)	3
	\$7,651.62	130

Facilities

Centennial Park Shelter 2	\$93.16	3
Centennial Park Shelter 3	\$50.88	2
Crossville Depot Meeting Room	\$2,202.72	14
Meadow Park Lake Shelter 1	\$51.75	1
Meadow Park Lake Shelter 2 (Next to Playground)	\$51.75	1
Pickle Ball Court 1	\$61.82	19
Pickleball Court 2	\$82.66	27
Pickleball Court 3	\$107.64	38
Pickleball court 4	\$99.36	35
Pickleball Court 5	\$58.03	23
Pickleball Court 6	\$64.66	32
Pickleball Court 7	\$77.08	37
Pickleball Court 8	\$97.57	40
Turner Field 1	\$430.50	2
Warner Field 1	\$1,273.05	4
	\$4,802.63	278

POS

Palace	\$3,673.00	1,014
	\$3,673.00	1,014

Vendor

7/1/2023

To

7/31/2023

Assorted pickleball revenue

\$33.00

2

\$33.00

2

Palace Events July 2023

PALACE-PRODUCED EVENTS	Event	Artist	# Tickets	Ticket	ACTUAL	Concessions	Sound Tech	NET
	Date	Fee	Sold	Revenue	Ticket	Revenue	Cost	P/L
Authentic Unlimited	July 1	\$ (5,500.00)	119	\$3,269.00	\$ 2,991.84	\$ 223.00		\$ (2,285.16)
Movie: A Few Good Men*	July 7	\$ (225.00)	23	\$ 115.00	\$ 115.00	\$ 106.00		\$ (4.00)
Movie: Super Mario Brothers	July 8	\$ (525.00)	89	\$ 445.00	\$ 445.00	\$ 410.00		\$ 330.00
Domine: Pink Floyd Tribute (Ticket Split)	July 15	\$ (4,089.40)	297	\$ 7,842.00	\$ 6,909.64	\$ 501.00	\$ (125.00)	\$ 3,196.24
Movie: Talladega Nights*	July 21	\$ (225.00)	44	\$ 220.00	\$ 220.00	\$ 180.00		\$ 175.00
Movie: The Muppet Movie	July 25	\$ (225.00)	39	\$ 195.00	\$ 195.00	\$ 154.00		\$ 124.00
Robert Moore & Friends (Ticket Split)	July 30	\$ (1,881.60)	172	\$ 3,696.00	\$ 3,360.00	\$ 86.00		\$ 1,564.40
TOTALS:		\$ (12,671.00)	783	\$ 15,782.00	\$ 14,236.48	\$ 1,660.00	\$ (125.00)	\$ 3,100.48
RENTALS	EVENT DATE	RENT	# Tickets	Ticket Revenue	OUR FEES	Concessions Revenue	Sound Tech Cost	NET P/L
Crawford Family Medical meeting	July 11	\$ 300.00	45					\$ 300.00
Civil War Roundtable	July 12	\$ 225.00	300			\$ 239.00		\$ 464.00
Sweet Baby James: James Taylor Tribute	July 14	\$ 725.00	299	\$ 7,886.00	\$ 1,196.00	\$ 283.00	\$ (125.00)	\$ 2,079.00
Killer Beaz	July 23	\$ 600.00	233	\$ 7,938.76	\$ 1,002.00	\$ 354.00		\$ 1,956.00
TOTALS		\$ 1,850.00	877	\$ 15,824.76	\$ 2,198.00	\$ 637.00	\$ (125.00)	\$ 4,799.00
OTHER	EVENT DATE	RENT	# Tickets	Ticket Revenue	OUR FEES	Concessions Revenue	Sound Tech Cost	NET P/L
TAD Center Movie	July 6	\$ (285.00)				\$ 143.00		\$ (142.00)
Open Mic Night	July 18					\$ 34.00	\$ (125.00)	\$ (91.00)
FREE AMP movie: Grease	July 28	-						-
TOTALS:		\$ (285.00)			\$ -	\$ 177.00		\$ (233.00)
TOTALS:			744	\$ 12,270.16	\$ 4,417.30	\$ 1,483.00	\$ (425.00)	
							TOTAL JULY	\$ 7,666.48
STAFFING: Movies = 2 people 4 hrs ea								
Events = 4 people four hours each	\$108/movie est.							
	\$216.00/event							

6 Months interest in December and May

Principal payment in May

				6/30/2022	Due		6/30/2023
				LOAN	May	INTEREST	LOAN
				BALANCE	PRINCIPLE	PAYMENT	BALANCE
					PAYMENT		
GENERAL FUND							
E-911		2024	Variable	\$ 130,000	\$ 130,000	\$ 5,800	\$ -
2020 Series A1 Bonds	2021	2037	4.00%	\$ 3,905,000	\$ 55,000	\$ 87,250	\$ 3,850,000
2020 Series B Bonds	2021	2028	4.27%	\$ 1,650,000	\$ 270,000	\$ 19,690	\$ 1,380,000
2020 Series A2 Bonds	2021	2037	3.00%	\$ 1,105,000	\$ 60,000	\$ 24,000	\$ 1,045,000
				\$ -	\$ -	\$ -	\$ -
				<u>\$ 6,790,000</u>	<u>\$ 515,000</u>	<u>\$ 136,740</u>	<u>\$ 6,275,000</u>

Water & Sewer Fund

2020 Series C Bonds	0.80534	2050	4.00%	\$ 29,360,000	\$ 560,000	\$ 681,966	\$ 28,800,000
Catoosa's Share	0.19466			\$ 5,715,218	\$ 109,010	\$ 132,752	\$ 5,606,208
				\$ 23,644,782	\$ 450,990	\$ 549,214	\$ 23,193,792
2020 Sries D Bonds		2027	4.19%	\$ 1,030,000	\$ 205,000	\$ 11,102	\$ 825,000
				<u>\$ 24,674,782</u>	<u>\$ 655,990</u>	<u>\$ 560,316</u>	<u>\$ 24,018,792</u>

CATOOSA

2020 Series C Bonds		2050	4.00%	\$ 5,715,218	\$ 109,010	\$ 132,752	\$ 5,606,208		
5/20/2021 RUD Plateau tank	40 yrs	2021	2061	1.75	\$ 873,174	\$ 15,818	\$ 15,154	\$ 857,355	mnth pmnt
4/11/2022 RUD Plateau tank	40	2061	1.5	\$ 307,519	\$ 5,722	\$ 4,574	\$ 301,796	mnth pmnt	
				<u>\$ 6,588,392</u>	<u>\$ 124,828</u>	<u>\$ 147,906</u>	<u>\$ 6,463,563</u>		

TOTALS (WATER & SEWER FUND)

\$ 31,263,174 \$ 780,818 \$ 708,222 \$ 30,482,355

TOTAL ALL FUNDS

\$ 38,053,174 \$ 1,295,818 \$ 844,962 \$ 36,757,355

