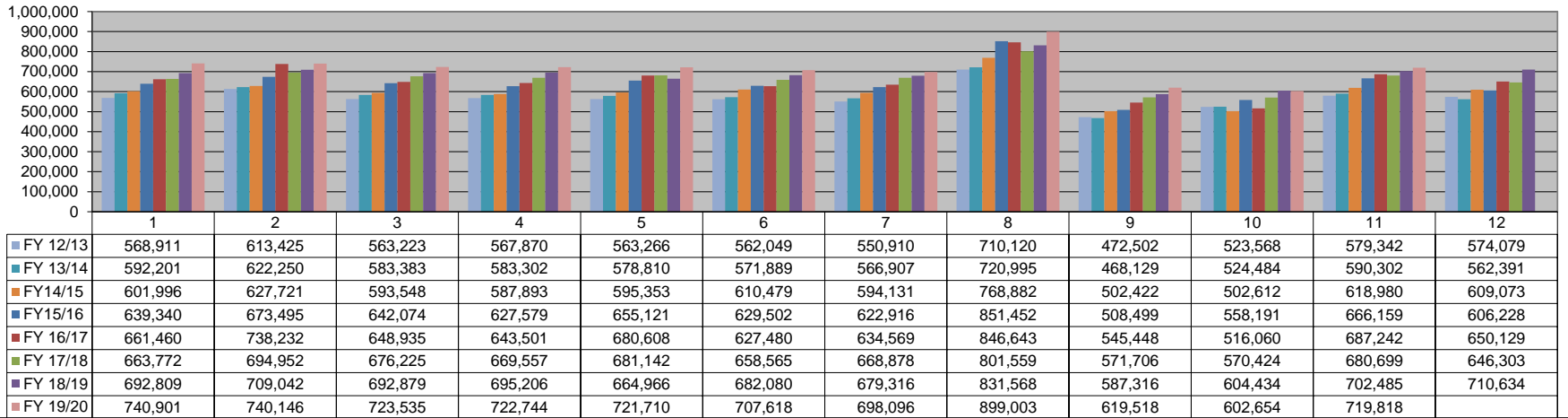
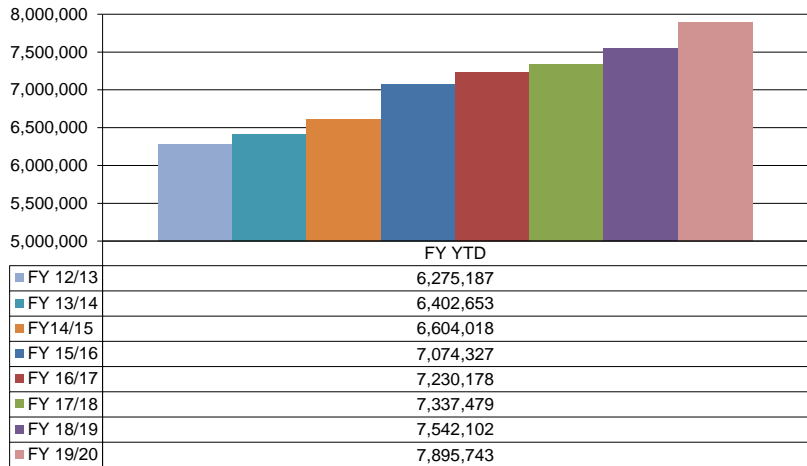


Sales Tax



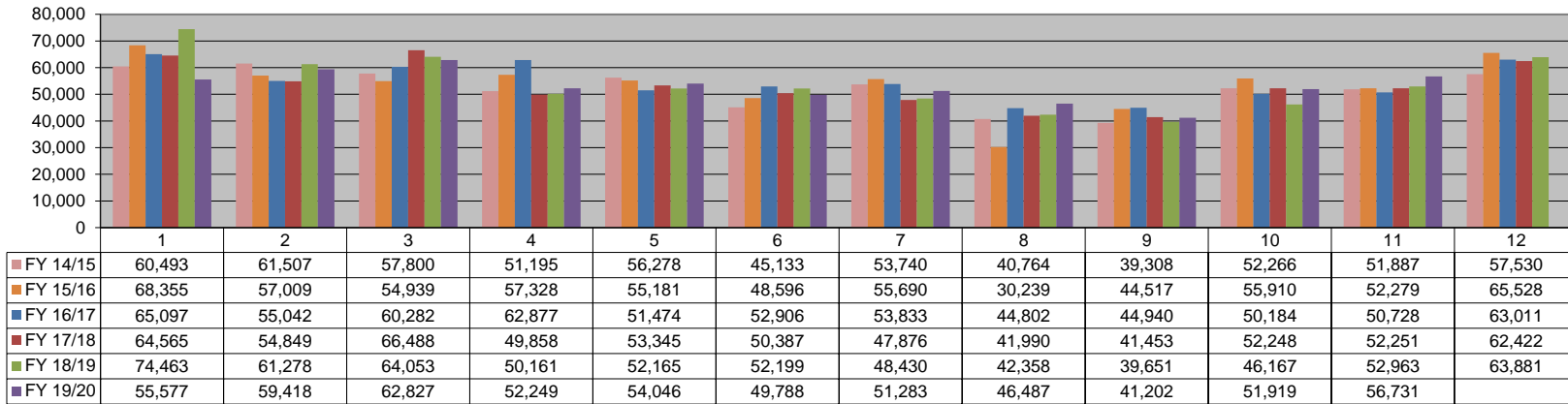
Sales Tax Revenue Year-to-Date



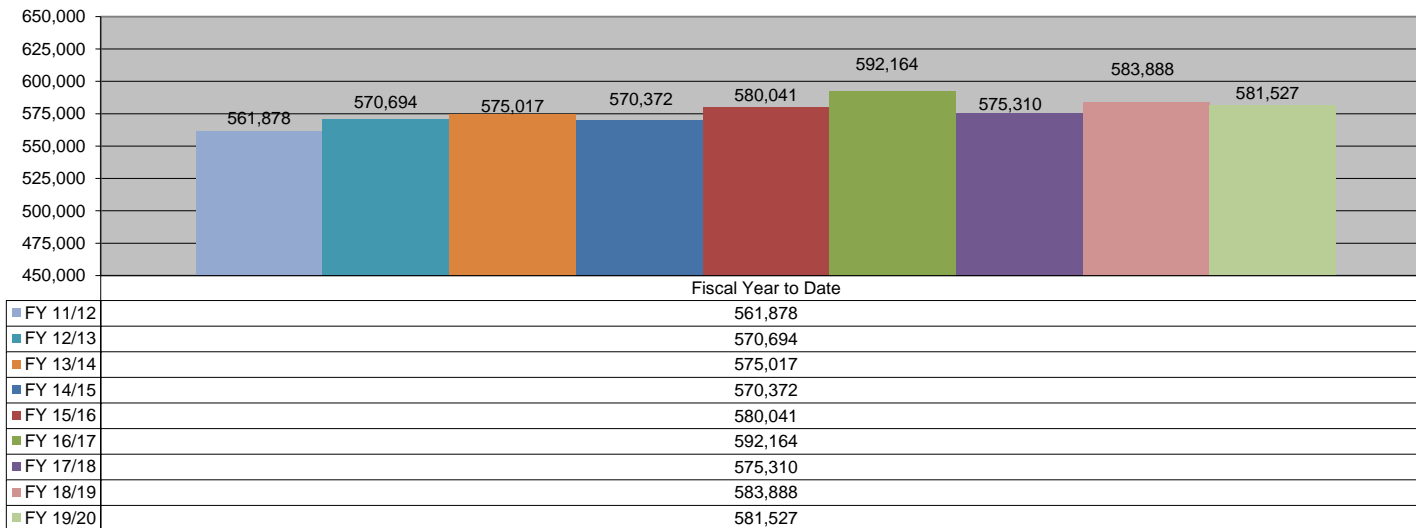
*COLLECTIONS IN THE CITY OF CROSSVILLE		\$	1,470,724.29
State of TN Cost of Administration	1.125%	\$	16,454.65
Net Collections (sent to Trustee's office)		\$	1,454,178.64
Trustee of Cumberland County	1%	\$	14,541.79
Net To Be Distributed		\$	1,439,636.85
CITY OF CROSSVILLE SPLIT			
Check to City of Crossville		\$	719,818.43
Check to Cumberland County Board of Education		\$	719,818.43

*Totals reported in April, but actually collected in March

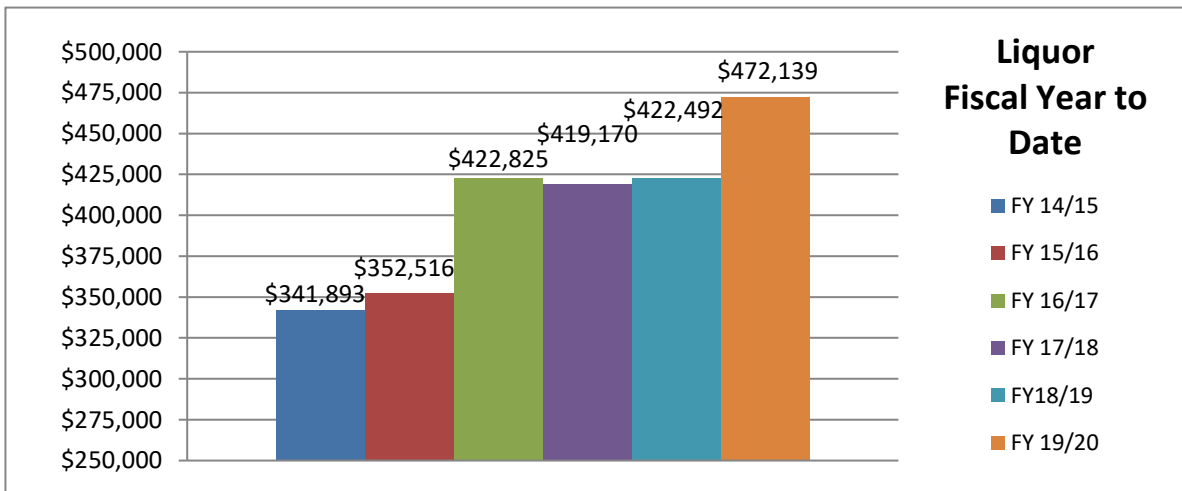
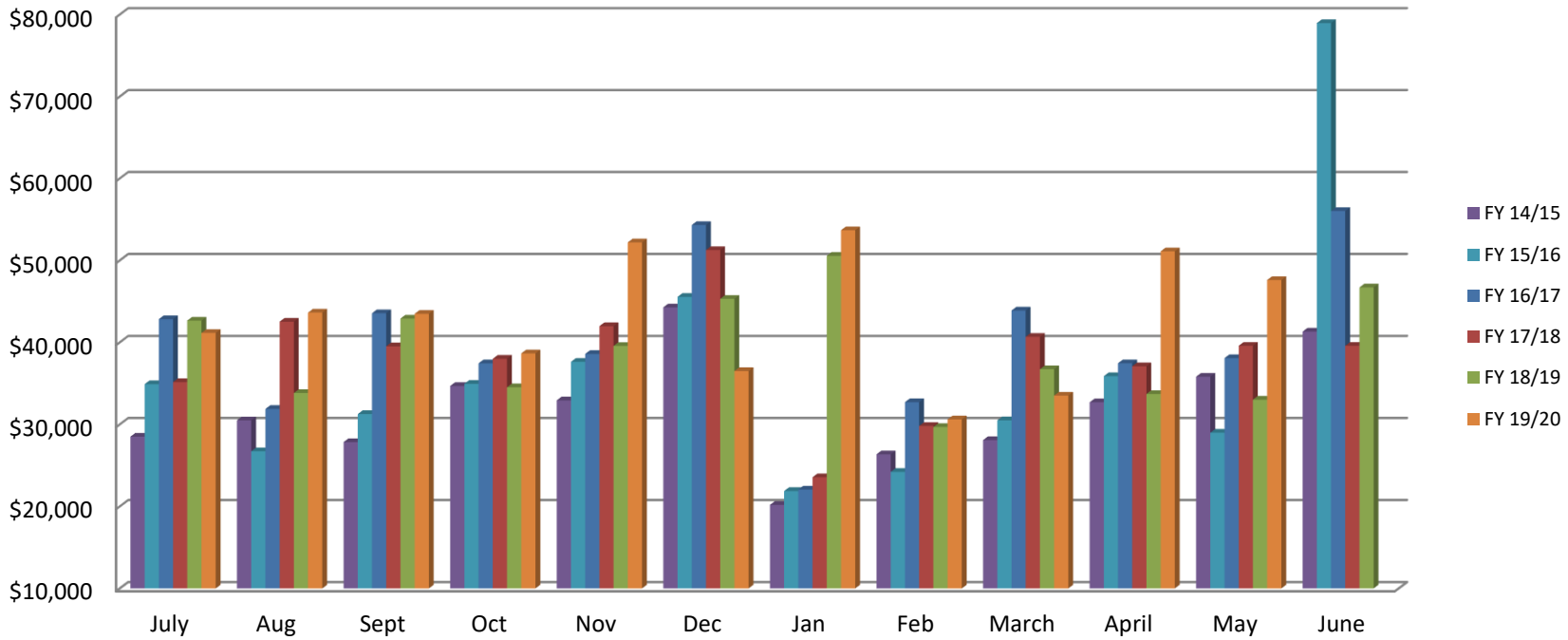
Wholesale Beer Tax



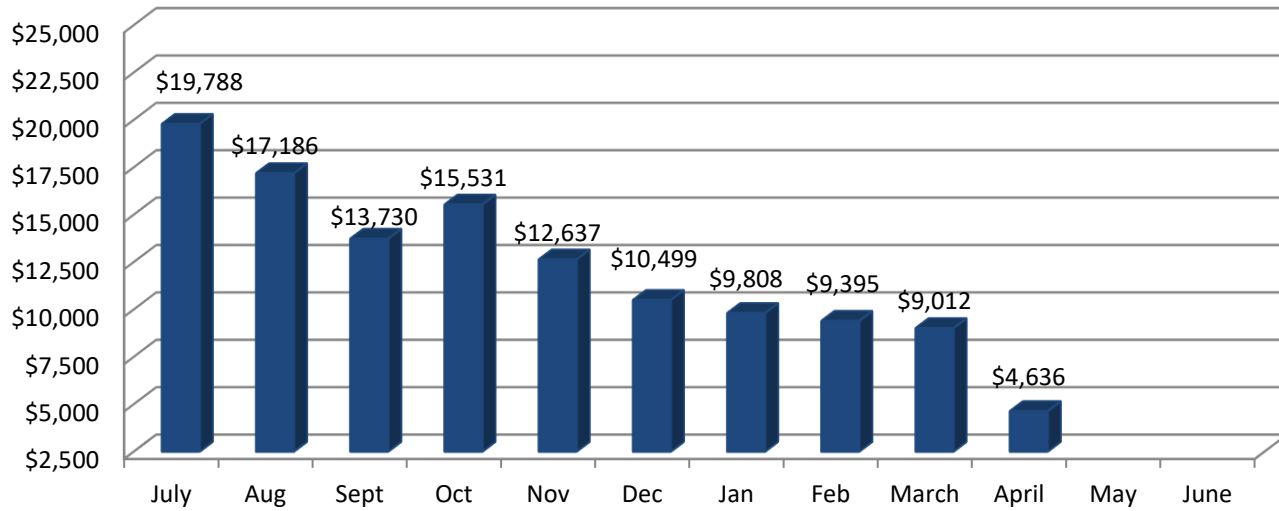
Wholesale Beer Tax Revenue Year To Date



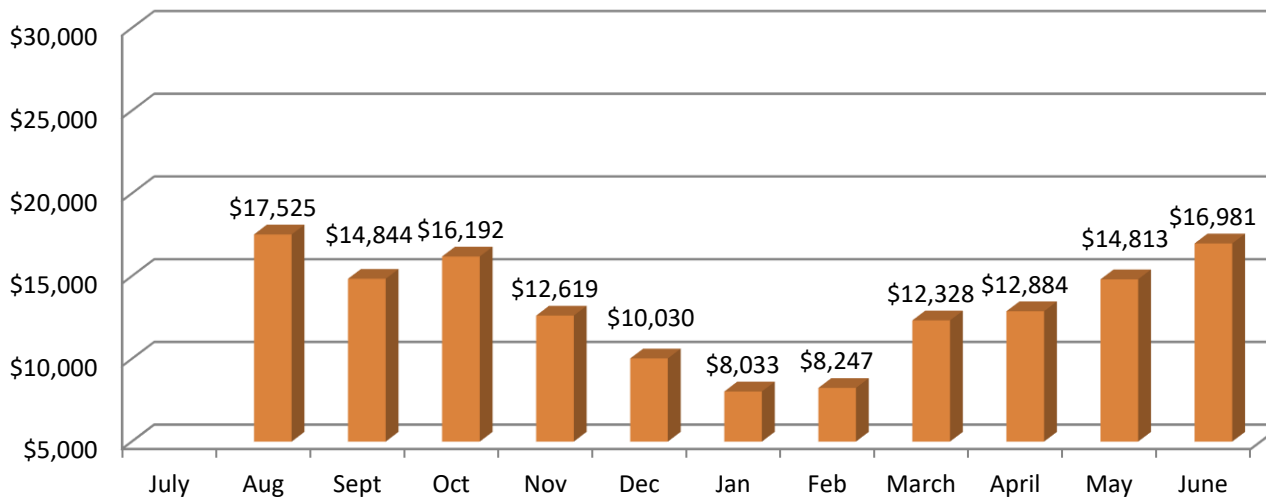
Liquor Income



Hotel Occupancy Tax FY19-20



Hotel Occupancy Tax FY18-19



Monthly Stats						
	TOTAL		TOTAL		TOTAL	
CITATIONS		OFFENSES		ARRESTS		
Ran Stop Sign	5	Burglary	5	Burglary	2	
Speeding	13	Theft from Building	2	DOR/DOS/No DL	18	M
Seatbelt Violation	3	Theft of Vehicle Parts	3	Public Intoxication	13	A
Ran Traffic Light	3	Theft All Other	6	Vehicle Theft	1	Y
Improper Use of Lane	1	Vehicle Theft	3	Shoplifting	7	
Window Tint Violation	1	Shoplifting	4	Vandalism	2	
Registration Violation	6	Fraud	10	Violation of OP	2	
Insurance Violation	17	Counterfeit	4	Assault	1	
Violation Light Law	2	Vandalism	11	Domestic Assault	11	
Child Restraint Viol.	1	Viol. Bond Cond/OP	1	Drug Violation	20	
Blocking Intersection	1	Domestic assault	1	Drug Equipment	5	
Failure to Yield	1	Theft from Vehicle	4	Weapons Law Violation	2	2
Reckless Driving	1	Recovery	2	DUI	9	0
Due Care	1	Forgery	3	Viol. Implied Consent	1	2
Texting While Driving	1	Forcible Fondling	1	Disorderly Conduct	9	0
Speed Warning	0	TOTAL	60	Criminal Trespassing	12	
TOTAL	57	WARNINGS	0	TOTAL	115	
JUV CITATIONS		JUV ARRESTS		PARKING TICKETS		
Seatbelt Violation	1	Vandalism	12	TOTAL	0	
		Aggravated Domestic	1	ACCIDENTS		
		Weapons Law Viol.	1	With Injury	5	
				Without Injury	17	
				Minor	56	
TOTAL	1	TOTAL	14	TOTAL	78	

* May 23rd provided traffic and crowd control for the Cruise In on Main Street

Crossville Fire Dept.

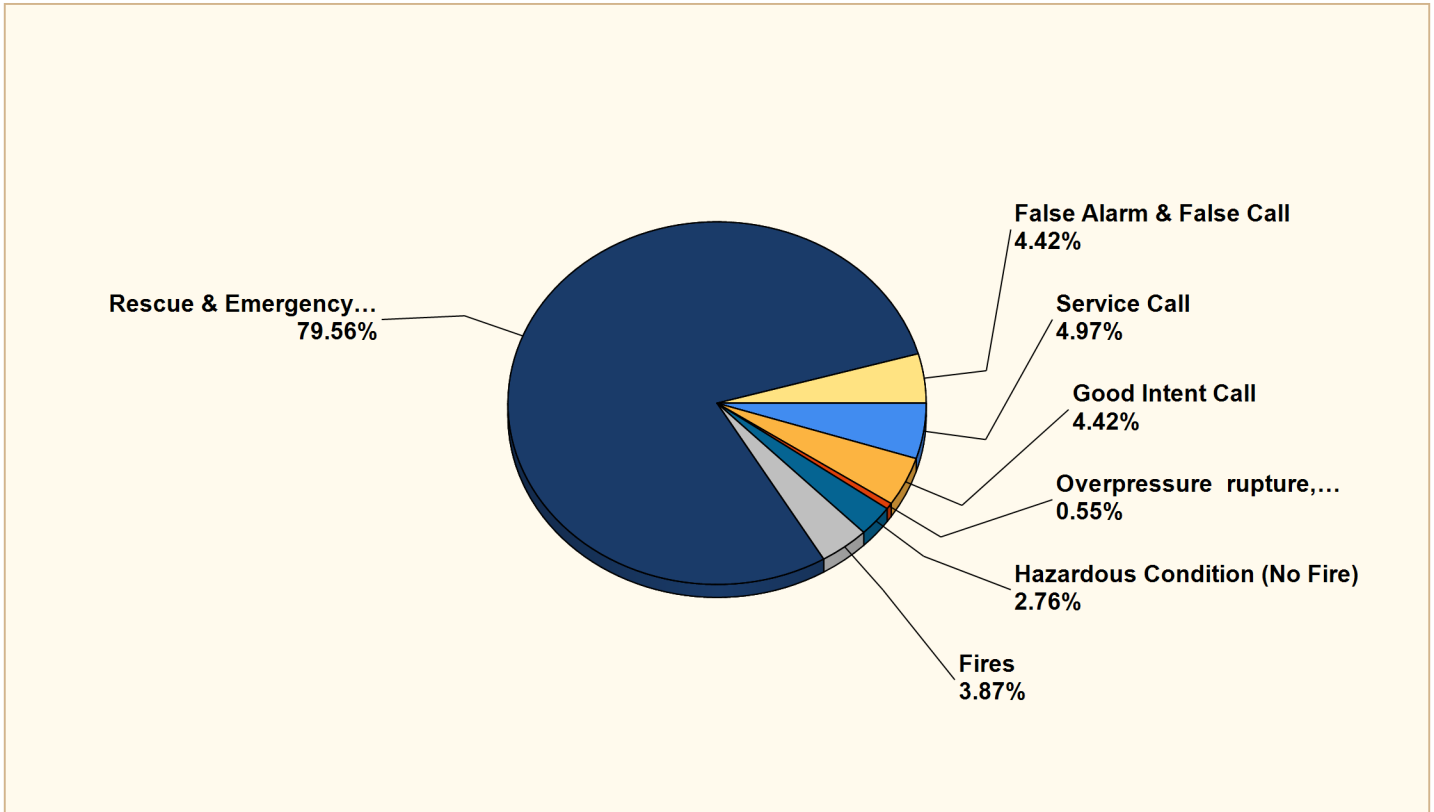
Crossville, TN

This report was generated on 6/1/2020 9:14:16 AM



Breakdown by Major Incident Types for Date Range

Zone(s): All Zones | Start Date: 05/01/2020 | End Date: 05/31/2020



MAJOR INCIDENT TYPE	# INCIDENTS	% of TOTAL
Fires	7	3.87%
Overpressure rupture, explosion, overheating - no fire	1	0.55%
Rescue & Emergency Medical Service	144	79.56%
Hazardous Condition (No Fire)	5	2.76%
Service Call	9	4.97%
Good Intent Call	8	4.42%
False Alarm & False Call	8	4.42%
TOTAL	182	100.00%

Issued 228 burn permits

Only REVIEWED and/or LOCKED IMPORTED incidents are included. Summary results for a major incident type are not displayed if the count is zero.

Detailed Breakdown by Incident Type

INCIDENT TYPE	# INCIDENTS	% of TOTAL
111 - Building fire	2	1.10%
112 - Fires in structure other than in a building	1	0.55%
118 - Trash or rubbish fire, contained	1	0.55%
131 - Passenger vehicle fire	1	0.55%
151 - Outside rubbish, trash or waste fire	1	0.55%
154 - Dumpster or other outside trash receptacle fire	1	0.55%
221 - Overpressure rupture of air or gas pipe/pipeline	1	0.55%
321 - EMS call, excluding vehicle accident with injury	129	70.88%
322 - Motor vehicle accident with injuries	12	6.59%
324 - Motor vehicle accident with no injuries.	2	1.10%
350 - Extrication, rescue, other	1	0.55%
411 - Gasoline or other flammable liquid spill	2	1.10%
412 - Gas leak (natural gas or LPG)	1	0.55%
424 - Carbon monoxide incident	1	0.55%
445 - Arcing, shorted electrical equipment	1	0.55%
500 - Service Call, other	6	3.30%
531 - Smoke or odor removal	2	1.10%
561 - Unauthorized burning	1	0.55%
600 - Good intent call, other	1	0.55%
611 - Dispatched & cancelled en route	4	2.20%
631 - Authorized controlled burning	1	0.55%
651 - Smoke scare, odor of smoke	2	1.10%
700 - False alarm or false call, other	2	1.10%
730 - System malfunction, other	1	0.55%
735 - Alarm system sounded due to malfunction	1	0.55%
740 - Unintentional transmission of alarm, other	1	0.55%
745 - Alarm system activation, no fire - unintentional	3	1.65%
TOTAL INCIDENTS:	182	100.00%

Only REVIEWED and/or LOCKED IMPORTED incidents are included. Summary results for a major incident type are not displayed if the count is zero.

Crossville Fire Dept.

Crossville, TN

This report was generated on 6/1/2020 9:14:46 AM



Incidents for Personnel for Date Range

Personnel: Fox, Mark A | Start Time: 00:00 | End Time: 23:00 | Incident Type(s): All Incident Types | Sort By: Incident Date | Station: All Stations | Start Date: 05/01/2020 | End Date: 05/31/2020

Fox, Mark A			
INCIDENT DATE	INCIDENT #	ADDRESS	INCIDENT TYPE
05/03/2020	2020-892	480 DORTON RD	500 - Service Call, other
05/21/2020	2020-0001901	273 OLD LANTANA RD	322 - Motor vehicle accident with injuries
05/25/2020	2020-0001967	1036 Holiday DR	322 - Motor vehicle accident with injuries
05/26/2020	2020-0001975	1197 STANLEY ST	700 - False alarm or false call, other
TOTAL CALLS: 4			

TOTAL CALLS FOR ALL PERSONNEL: 4

Only REVIEWED incidents included. The Start and End Time selectors represent the hours selected. Example: Selecting 07:00-13:00 will return calls that occurred between 07:00 and 13:59:59. They default to the entire day.

Water Loss Report

	Consumption	Water loss - flushing	Water loss - leaks	Water loss-fire fighting	Total Internal Use	Unaccounted-for Water	Pumped Water	LOSS %
2018								
January	88,114,500	1,978,358	1,272,890	60,000	3,311,248	40,696,952	132,122,700	31%
February	92,164,600	5,904	3,749,588	65,000	3,820,492	9,054,908	105,040,000	9%
March	80,217,300	34,375	1,929,024	145,000	2,108,399	29,884,501	112,210,200	27%
April	80,489,000	86,729	1,233,996	2,000	1,322,425	26,231,575	108,043,000	24%
May	83,464,600	681,483	429,676		1,111,159	33,736,841	118,312,600	29%
June	93,994,400	152,880	2,693,928		2,846,808	16,951,792	113,793,000	15%
July	92,933,800	461,753	1,124,995		1,586,748	27,013,152	121,533,700	22%
August	94,724,300	47,115	11,949,329	2,000	11,998,444	23,857,600	118,581,900	20%
September	103,519,000	423,299	1,487,856	5,100	1,916,255	5,352,745	110,788,000	5%
October	87,432,600	541,673	2,244,551	2,600	2,788,824	23,625,476	113,846,900	21%
November	90,719,700	58,772	2,161,156		2,219,928	16,188,372	109,128,000	15%
December	85,827,100	141,659	2,230,374	4,500	2,376,533	26,819,267	115,022,900	23%
2019								
January	78,615,200	45,193	1,231,332		1,276,525	37,433,475	117,325,200	32%
February	83,850,700	120,407	3,630,186		3,750,593	25,387,707	112,989,000	22%
March	79,635,900	117,534	2,566,872		2,684,226	40,751,574	123,071,700	33%
April	84,372,600	240,891	2,674,092	7,100	2,922,083	31,045,317	118,340,000	26%
May	85,946,000	163,822	4,683,636	109,500	4,956,958	45,210,942	136,113,900	33%
June	96,622,200	98,995	7,626,119	30,000	7,755,114	17,662,086	122,039,400	14%
July	104,717,400	117,626	2,750,076	4,400	2,867,702	19,618,398	127,203,500	15%
August	101,985,200	263,684	4,797,924	20,100	5,081,708	22,690,792	129,757,700	17%
September	104,149,900	222,064	3,880,278	7,300	4,109,642	16,773,458	125,033,000	13%
October	107,018,600	460,042	9,481,866	4,600	9,946,508	10,778,662	127,743,770	8%
November	102,271,900	391,315	4,385,586	9,300	4,786,201	14,637,899	121,696,000	12%
December	96,686,300	5,058	2,837,604	950	2,843,612	25,236,088	124,766,000	20%
2020								
January	95,899,500	6,628	823,986	2,450	833,064	29,235,836	125,968,400	23%
February	90,749,900	551,076	604,800		1,155,876	32,725,224	124,631,000	26%
March	84,635,300	60,841	1,827,840	300	1,888,981	47,772,019	134,296,300	36%
April	92,557,600	133,183	2,583,380	11,800	2,728,363	32,148,037	127,434,000	25%
May	92,340,000	212,101	385,560	17,665	615,326	44,614,374	137,569,700	32%
June								
July								
August								
September								
October								
November								
December								
TOTAL:								
6 mos	552,868,600	968,887	9,063,170	33,165	10,065,222	211,731,578	774,665,400	27%
12 mos	1,169,633,800	2,522,613	41,985,019	108,865	44,612,097	313,892,873	1,528,138,770	21%

2019-2020 Building Permits

	County	County	City	City	City & County	City & County	Land Disturbance	Plan	House	County Fees Paid	City Fees Paid	
	Residential	Commercial	Residential	Commmercial	Plumbing	Mechanical	Permits	Sign	Review	Moving		
July	20	0	18	2	35	32	7	0	1	0	\$18,669.00	\$12,196.50
August	21	2	6	6	27	21	8	0	0	0	\$38,862.50	\$14,797.50
September	26	0	19	4	42	21	6	0	1	0	\$14,945.00	\$23,936.50
October	26	2	19	4	45	25	2	0	0	0	\$28,064.00	\$16,054.00
November	17	1	12	1	30	28	5	0	0	0	\$16,458.00	\$9,405.00
December	17	1	8	4	22	44	1	0	1	0	\$16,902.50	\$6,356.00
January	33	2	5	4	40	49	4	0	0	0	\$32,040.00	\$7,890.00
February	15	0	10	1	24	15	3	0	1	0	\$15,472.00	\$8,255.00
March	22	2	6	7	29	25	5	0	0	1	\$22,190.50	\$10,252.50
April	18	0	17	3	29	39	0	0	0	0	\$18,852.50	\$10,840.00
May	21	0	11	1	30	20	0	1	0	0	\$19,047.00	\$6,650.00
June												
Total	236	10	131	37	353	319	41	1	4	1	\$241,503.00	\$126,633.00

Engineering Projects Report June 3, 2020

Project	Current Status	Dates
127 South Utility Relocation	The Mayor and Director of Engineering met with Paul Degges, Deputy Commissioner of TDOT, and Mr. Degges is checking into releasing the City's funds deposited for utility relocation.	
Northwest Connector Phase 3	The City has received revisions to the previously approved acquisitions and the City Attorney and staff are developing a plan to address the revisions. The bid letting date is set for August 13, 2021.	Bid Letting 2021
Northwest Connector Phase 2	The City Attorney has started the title searches and City Staff has started coordinating the appraisals. The utility engineers are developing the easements. The bid letting date has been moved to August 13, 2021.	Bid Letting 2021
Downtown Sidewalks	The plans have been submitted to TDOT for review.	Award Bid February 2021
Brookhaven Subdivision and Highland Lane Waterline Upgrade	The Contractor started January 8th. All of the main lines have been installed and the contractor is tying in services and performing clean up. The project is roughly 90 percent complete.	Completion July 2020
Old Lantana Road, County Seat and Southbend Waterline Replacement	The Engineer is locating property pins for the easements. The City has reviewed the plans and the Engineer is revising the plans. A construction start date will be established once the easements are acquired.	
Bridges for Trails at Meadow Park	The foundations are in place and the Street Department will start the abutments when they get caught up on other work.	
Quail Hollow Court	The Exhibit "A" document required for the sale of the property will be updated when the Airport Layout Plan is updated during this year.	
Main Street and Lantana Traffic Signal Replacement	This project will be bid this summer.	
Fourth Street and West Avenue Traffic Signal Replacement	The Engineer is addressing the comments from the TDOT review. A utility coordination meeting is forthcoming.	
Meadow Park Water Filtration Plant Sewer Project	The Engineer and City Staff are coordinating the TDOT permit for the installation along Lantana Road. The City and the Engineer will start developing easements in the coming months.	Schedule will be forthcoming
Raw Water Study	The Engineer presented a schedule to the City Council at the Work Session. The Contracts for the environmental phase and the archeological study for permitting will be discussed at the City Council meeting.	
Meadow Park Pavilion	The structure is complete and the sidewalks from the parking lot to the pavilion will be constructed when funds are available. This project will be removed from this list.	
Airport Tree Removal	The contractor has completed the work on Albert Frye Road portion of the project and started on the west end of the airport property.	
Catoosa 127 North Water Tank	The bid is on the agenda for approval.	
Underwood Street Sidewalk	Acquisition documents have been turned over to the City Attorney so that City Staff can negotiate the acquisitions.	
Tulip Drive Sewer Installation	The plans are complete and the City is awaiting the payment of the fees.	
Airport ALP	The Engineer has started on the Exhibit "A". Obstruction removal plays a part in this schedule.	
Airport Maintenance Hangar Rehab	The contractor has replaced the sky lights and is cleaning the roof for the coating. The roof coating system, insulation repair and the gutter replacement is all that remains.	
Meadow Park Water Filtration Master Meters	The Engineering Department has started developing a master meter design to measure the water leaving the Meadow Park plant. This project is not in the current budget and will be discussed during the budget season.	
Meadow Park Sludge Collection Rebuild	The materials for the sludge removal were delivered this week.	
Industrial Blvd and Highway 127 Intersection Waterline Rehab	City Staff is working on documents to apply for a CARES Act grant for the funding of this project.	
Miller Avenue Sewer Force main Replacement	A pre construction meeting was held and the notice to start is scheduled for May 26. The contractor will be starting the clearing portion of the project in the next couple of weeks.	
Cook Road Sewer Extension	The Utilities Maintenance Department has the project in their queue.	
Bee Hive Lane Water Extension	The fees have been paid and the Catoosa Department will install the waterline extension.	
Airport Rotating Beacon Light	The City has received the light and the Maintenance Department is waiting on good calm weather for installation.	
Deer Creek Sewer	City staff has developed a plan and is discussing options with TDEC and the HOA.	
Tansi Sewer	The City Attorney is working on the contracts.	
Palace Theater Masonry Renovations	The contractor is about 60 % complete. If the weather cooperates this project will be completed by the end of June.	

Private Developments

The Gardens Phase 8 Subdivision Plat 2	This Section is complete and the road is on the agenda for acceptance. This Development will be removed from this list.
Waverley Place and Tree House Plantations Subdivision	(No Change) The Developer is looking at different development options. This development may change in type, shape and name. Water and sewer plans have been submitted to TDEC and the TDEC approval has expired.
Crossroad Village Subdivision Phase 3	Unit 1 of this phase is complete. Final approval of the road in Unit 2 is forthcoming.
Crossroad Village Subdivision Phase 5	Water and sewer plans have been approved by TDEC and the developer has started clearing the subdivision.
Maple Glen-Dorton Woods Phase 2	All sewer lines have been installed and the Contractor is starting on the installation of the waterlines. Approximately 300 feet of the water line has been installed in an acceptable manner.

**CITY OF CROSSVILLE
DEBT**

	<u>END DATE</u>	<u>INT RATE</u>	<u>5/31/2020 LOAN BALANCE</u>	<u>PRINCIPAL PAYMENT</u>	<u>INTEREST PAYMENT</u>	
GENERAL FUND						
E-911	2024		\$ 313,000	\$ 59,000	\$ 5,000	Variable
Series A Bonds 25 Yrs	2037	3.18%	\$ 3,995,000	\$ 20,000	\$ 122,413	
Series B Bonds 16 Yrs	2028	2.67%	\$ 2,095,000	\$ 220,000	\$ 63,731	
			\$ -			
			<u>\$ 6,403,000</u>	<u>\$ 299,000</u>	<u>\$ 191,144</u>	

Water & Sewer Fund

23008 TMBF Refund 3 RUD Loans 2014	2034		\$ 3,006,328	\$ 180,420	\$ 48,072	Variable
23009 SRF 12-116 Downtown Waterline	2035	1.87%	\$ 977,965	\$ 248,328	\$ 25,332	
23010 SRF 2015 I/I (CW1 15-346)	2035	1.61%	\$ 1,507,599	\$ 76,164	\$ 24,840	
23116 SRF 00-020 MPL Plant (water)	2024	1.77%	\$ 1,124,565	\$ 325,344	\$ 22,560	
23118 SRF 2010 - WWTP CWA 2009-225	2028	2.88%	\$ 929,383	\$ 305,268	\$ 46,488	
23119 SRF 2010 WTR Harvesting 2009-087 (Tansi)	2028	2.83%	\$ 1,042,921	\$ 338,160	\$ 51,000	
23245 2012 Series C Bonds	2032	2.95%	\$ 7,980,000	\$ 145,000	\$ 237,994	
			<u>\$ 16,568,761</u>	<u>\$ 1,618,684</u>	<u>\$ 456,286</u>	

CATOOSA

23007 TMBF/Refund '05 Bonds	2028		\$ 2,400,000	\$ 245,000	\$ 50,000	Variable
23008 TMBF Refund 3 RUD Loans 2014	2034		\$ 1,871,672	\$ 110,580	\$ 35,000	Variable
			<u>\$ 4,271,672</u>	<u>\$ 355,580</u>	<u>\$ 85,000</u>	
			<u>\$ 20,840,433</u>	<u>\$ 1,974,264</u>	<u>\$ 541,286</u>	

\$ 27,243,433

The City carries debt for E-911.

Grant Agency	Project	ARRA	Amount			%				Money Spent	Money Received	To Be Received	Budget
			Grant	Local	Total								
AWARDED:													
Dept. of Justice	bulletproof vests	No	\$ 36,781.44	\$ 36,781.44	\$ 73,562.88	50/50		on-going/Federal Funds 100%	\$ 63,732.12	\$ 32,083.78	\$2,435.00		
THSO Alcohol Saturation/Checkpoint Grant	Alcohol Saturation-2019	No	\$ 25,000.00	\$ -	\$ 25,000.00	100%		\$25,000 Federal Funds					
HIDTA	Drug Task Force Overtime		\$ 18,000.00	\$ -	\$ 18,000.00			\$18,000 Federal Funds					
TDEC-LPRF	Garrison Park Redevelopment		\$ 500,000.00	\$ 500,000.00	\$ 1,000,000.00	50/50		\$500,000 State Funds	\$ 748,421.49	\$ 374,219.73	\$125,859.88		
TDOT-Aeronautics	Airport Maintenance 19/20		\$ 15,000.00	\$ -	\$ -	95/5		100% State Funds	\$ 7,474.46	\$ 6,995.07			
TDOT-Aeronautics	Airport Layout Plan		\$ 190,000.00	\$ 10,000.00	\$ 200,000.00	95/5		Federal Funds \$180,000/State \$10,000/Local \$10,000	\$ 10,000.00				
TDOT-Aeronautics	Maintenance Hangar Rehab		\$ 209,782.00	\$ 24,682.00	\$ 234,554.00	89/11		Federal Funds \$198,144/State \$11,728/Local \$24,682	\$ 103,755.00		\$79,073.00		
TDOT-TAP	Downtown Sidewalks/Lights		\$1,299,651	\$ 324,912.84	\$1,624,564	80%		\$1,299,651 Federal Funds/\$342,912.84 Local					
TDOT-Surface Trans	Northwest Connector		\$ 715,799.00	\$ -	\$ 715,799.00			Federal Funds \$715,799	\$ 1,313,415.21	\$ 712,356.17			
TNECD	Three Star 19-20		\$40,000	\$ -	\$40,000	100%			\$ -	\$ -			
TOTALS			\$ 3,050,013.80	\$ 896,376.28	\$ 3,931,480.08								

	Grant Agency	Project	ARRA	Amount				Money Spent	Money Received	To Be Received	Budget
				Grant	Local	Total					
AWARDED:											
1	TDOT	Lantana Rd. Utility Reloc	No					\$ 806,354	\$ 805,594.85	\$ 758	413-52390-934-020
2	TDOT	127S Utility Reloc	No					\$ 238,369	\$ 20,437.69	\$ 217,932	413-52390-934-011
3	TDOT	Livingston/Miller	No					\$ 169,950			413-52390-934-021
7	Rural Development	Catoosa water tank - Hwy. 127N		\$ 160,500.00	\$ 890,000.00	\$ 1,050,500.00	160,500 Federal Funds				
8	CDBG-2018	Sewer Rehabilitation	No	\$525,000	\$ 299,329.00	\$ 824,329.00	\$525,000 Federal Funds	905,599.90	525,000.00		413-33198
	TOTALS			\$ 685,500.00	\$ 1,189,329.00	\$ 1,874,829.00					
PENDING:											
1	?	Meadow Park dam	??	\$ 9,000,000.00	\$ 3,000,000.00	\$ 12,000,000.00	75/25 loan/possible ARRA grant	\$ 1,367,897			413-52390-934-014
2											
3											