

Dave's Pawn Shop

1576 North Main Street

Crossville, TN 38685

www.SWATclasses.com

terry@davespawnshop.com

01/17/2013

Southeast Weapons And Training (SWAT) Indoor Shooting Range Proposal

JAN 17

WFD

The safest range in Tennessee

Dave's Pawn Shop has been a family owned and operated business in Crossville for 32 years. We have studied to proposition of opening an indoor shooting range for many years now. We agreed early on that it was not important to us to build the most "state of the art" range, we want to build the "safest" range in Tennessee. The following pages are a quick look at the highlights of our proposed range and why we believe it will be the safest range in all of Tennessee. We will also list the reasons we believe the range will save the City of Crossville and Cumberland County Thousands of dollars a year. Some of the reasons we believe this endeavor is so important are listed below.

Tennessee Troopers, City of Crossville Police and CCSD Officers

It is a known fact that Cumberland County and the City of Crossville spend many thousands of dollars a year on training and retraining of their officers. We can help in two ways:

1. We will offer the facility to TN State Troopers, City Police officers and CCSD officers FREE of charge for off duty practice as well as yearly training that is a requirement by the state. Our range is built to the specific lane numbers, distances and limits required to use as a qualifying facility for all police training from road deputies to SWAT team members. The city can use one of our Four RSOs (Range Safety Officers) or bring one from the department in question. This alone will save the City Thousands of dollars in gas and training fees charged at the current facility they use and our facility will better meet the needs of our local police force.
2. Our facility will be ready to train officers from the day we open the doors. Special Tactics Units can train in our facility with simulated darkness, police flashing lights and realistic sound simulators. Off duty officers can train for FREE in their off time to stay on top of their game. We care about our police force and any upgrade we offer in the facility, our officers can use for FREE anytime. This will help our officers to be better trained and help the City of Crossville at the same time.

More income for the City of Crossville

We estimate by year Two of range open, we will generate around \$80,000 to \$110,000 of tax revenue for the City of Crossville. We will achieve this by offering yearly memberships to the range that are residual in nature. From the surrounding counties, we believe we can produce 1,400 to 1,600 members annually all paying tax to the City of Crossville. There is no competition in this market for 37.5 miles around us. We will be able to pull around 175,000 clients from other counties that will spend their dollars in Crossville.

Income generation for other businesses

Police, hunters and sportsmen from 5 counties will travel to Crossville to use our facility. This will increase income for many businesses in Crossville. Any time we can offer a attraction that will bring dollars in from other counties on a daily basis, it's good for the whole community. We have corresponded with multiple range owners in Tennessee and Georgia about the dollars generated by their ranges and the numbers are staggering. Dave Martin from Shooter's Depot in Chattanooga allowed me to look at the books of his range. He generated \$488,000 his first year (10,736.00 to his county for tax generation) and a extra \$300,000 in sales from his store connected to the range. The deli across the street from his range saw a 21% increase in sales (just over \$35,000) the first year the range opened. Our project will generate income for many businesses in Crossville that they would not have seen before.

SAFETY

SECURITY

WEB

The safest range in Tennessee – Building ABOVE specifications

We mean it when we say we want the SAFEST range in Tennessee. We will prove it as well. In the overview below, we will explain the processes that make our range project so safe.

Security

Security is a top concern. Some ranges employ a security lane beam or a ADT system but we will install all of these measures plus some more. A quick overview of the security aspect of our range is as follows:

1. We have already purchased a 16 channel 24 hour recording DVR. This unit is top of the line for digital video recorders. It offers facial recognition, 3 months of record time (at high quality) and connects directly to the audible security system. This allows the range safety officers to view the video live from any smart phone. 10 cameras will be directly above each shooter in the shooter's lane and the remaining 8 cameras will be located elsewhere on the complex.
2. Redundant audio security. We already have ADT and Sonitrol in the pawn shop building that is monitored live by a data center. This redundant system worked so well for us, we will be installing 2 systems in the range complex as well.
3. Lane lasers. We have already ordered 6 laser motion sensors to install outside the shooter's booth. This will alarm any time a object or shooter moves in front of the booth thus shutting the range down in a "cease-fire" mode. These can only be reset by the RSO.
4. Full-time Range Safety Officers. Many indoor ranges allow shooters to enter the range and shoot unsupervised. We will not do this. We have 3 NRA trained and 1 military trained Range Safety Officer on staff full-time. The range will only be live when a Range Safety Officer is present and is prepared to give the "fire" command. The only exception to this rule is if the police department is training and they have their own range safety officer with them.

This section left blank

Highlights that make Dave's Pawn Shop different

In closing, this page list highlights that make our range stand out from other ranges in Tennessee. This section explains how we went above and beyond in our planning of a safe, fun and effective indoor shooting range for Crossvillians.

1. **Safety ceiling.** A safety ceiling is required in a shooting range but ours is above standard in many ways. A standard safety ceiling consists of $\frac{1}{4}$ " AR500 ballistic steel 8' high. This keeps a projectile from going through the ceiling and out into the environment. Our safety ceiling is better. We start with a 12" thick concrete roof. This alone is sufficient for the state of Tennessee to approve our range but we did not want the possibility of a ricochet. We will add a $\frac{3}{8}$ " piece of AR500 ballistic steel at 8' covered with a 2" gap of air then 1.5" of plywood finished off with 4" ballistic rubber for soundproofing. This is extra expense but in the event of a discharge into the ceiling, the projectile will stay within the 2" air gap and NEVER ricochet. We also extended our ceiling 4' to cover ALL the available area the shooter will be standing.
2. **Safety laser beams.** As mentioned in section 2, we will employ 6 "no pass" laser type motion sensors to keep the shooter and any of his/her gear from going in front of the shooting lane. If this beam is broken, a red light flashes along with a emergency statement over the intercom system to "cease fire until instructed differently".
3. **Locking table trays.** A shooter has a small table at 36" high to place their firearm on while not in use. This table will house a couple of safety features. 1. The table will be locked with a 1200lb electro-magnetic locking device that only the RSO can unlock. This simply means that the shooter can not enter the shooting lane area of the range until we allow them to do so. 2. The tray will have a indentation of a handgun built into it forcing the shooter to lay his/her pistol down in only one way, facing muzzle down-range.
4. **Extra length backstop.** The common building practice for the backstop in a range is only 12'. We are making our backstop a full 19". This will be added protection for the backstop frame, obliterate the chance of lead dust being released into the air and reduce the sound signature at the end of the range by 50%.

Other factors to mention but do not require much explanation are: **Safety walls**-The projectile, upon striking a wall, will not ricochet but would be trapped inside the wall. **Safety Baffles**-The projectile will not bounce off of the ceiling safety baffles but will be trapped between the AR500 steel and 2 $\frac{3}{8}$ " pieces of plywood, no possible ricochet. **Bulletproof Stalls**-All shooter stalls are rated for 30 caliber rifle fire (1 $\frac{3}{4}$ " thick Polylexan Bullet Resistant Glass) but we will only allow pistol rounds in the range. **Safety Floor Grates**-24" metal grating in the concrete floor beneath the shooter catches brass minimizing the chance of a shooter slipping on the spent hulls on the ground. These will be caught in a trough under the shooter's feet.


Soundproofing

One thing a range needs to be keenly aware of is the sound signature coming from the building. We have addressed this in multiple ways. You do not want a problem with neighbors because their business is affected by loud sounds. We will not allow this to happen. A huge investment has went into cutting the sound signature of the range down to near non noticeable. The walls are filled 12" thick concrete block. The ceiling is solid 12" thick concrete. This alone will not dissolve the sound signature the way we want it to. To make the range neighbor friendly, we will add filler to all cracks, holes and molding in the facility. We will also add $\frac{1}{4}$ " AR500 steel plate to 80% of the building inside. On top of these implements, we will add 2"x2" wood strips that encase 2" of air between the AR500 steel and 2" of sacrificial wood walls. This will all be covered with 4" Auralex studio acoustic

See Attachment on Baffles

pyramid foam that will significantly cut down on the sound signature of the building. This will also cut the interior reverberation down to a minimum. The ceiling will have 100% coverage of 2" Auralex studio acoustic foam rubber in drop ceiling tiles with 2" air space insulated with sound absorbing insulation. I have personally tested this method of sound proofing and found it to work flawlessly. The sound signature outside a range that was built like this was nearly nonexistent. We will continue to work and revise until the sound signature outside the building is null.

WEB



UPCOMING CLASSES

01/19/2013 - 01/19/2013 | 8AM - 5PM
TN Handgun Carry Permit Class-Crossville
[Get More Information](#)
No Seats Available [Book Class](#)

01/26/2013 - 01/26/2013 | 12:00PM - 8:00PM
TN Handgun Carry Permit - Cookeville
[Get More Information](#)
No Seats Available [Book Class](#)

02/02/2013 - 02/16/2013 | 8AM - 5PM
TN Handgun Carry Permit Class-Crossville
[Get More Information](#)
No Seats Available [Book Class](#)

02/02/2013 - 02/02/2013 | 12:00PM - 6:00PM
TN Handgun Carry Permit - Cookeville
[Get More Information](#)
4 Seats Available [Book Class](#)

CLASS REVIEWS

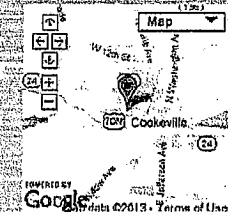
2012-11-27 18:47:04
 michael.feltner
 Daves class was very enjoyable and informative. He kept it on everyones level and really stressed gun safety from the classroom to the firing range. I would recommend this class to everyone.
[click here for more reviews >>>](#)

WELCOME

Welcome to S.W.A.T. Training Center! Southeast Weapons And Training is a venture started by Dave's Pawn Shop in 2011 to meet the needs of the sport shooters of East Tennessee. We are located at 103 North Willow Ave. in Cookeville, TN and 1576 North Main St. in Crossville, TN. We are the area's only full service gun store and training facility with 3 full-time instructors and 2 licensed gunsmiths. If you are a beginner looking to explore the shooting sports, you may want to try our "First Steps" program. Advanced shooters and law enforcement may want to try our "Advanced Program" to stay sharp on the job or just improve your shooting skills. Black gun lovers are impressed with our "AR-15 DNA" class and are proud to own a gun they built! Please browse our web site for more details on our service offerings.

We are proud to be a member of NSSF, NRA, NPA, ASA and NFATCA. Our entire management team are shooting enthusiasts and work at Dave's Pawn Shop helping folks get the firearm they want at a price they can afford! Dave's Pawn Shop has been serving the Upper Cumberland since 1982!

Come by and see the crew at either location of Dave's Pawn Shop and we'll be happy to explain the differences in the classes we offer and help you find a class that's perfect for you!



Southeast Weapons And Training
 A division of Dave's Pawn Shop
 1576 North Main St. Crossville, TN
 103 N. Willow Ave. Cookeville, TN
 Call: 931-464-8947 or 931-372-7296
 Email us at SWAT@Davespawnshop.com

WWW.DAVESPAWNSHOP.COM

Our parent company, Dave's Pawn Shop has been serving East Tennessee for 32 years! Visit our website to learn more about our world famous stores!



Visit the Dave's Pawn Shop firearm and accessory marketplace
WWW.ROCKINGUNS.COM

WEB

Our Staff



David Oakes has been providing the Upper Cumberland with a professional handgun carry class experience for 14 years. David is the lead instructor and RSO at Southeast Weapons and Training in Crossville, Tennessee and works full time at Dave's Pawn Shop. David is a former officer (Cumberland County Reserve deputy 2002-2009) and has trained literally thousands of folks to properly and safely carry a firearm as part of the Tennessee Handgun Carry Permit program by offering the most comprehensive and up to date course on the Plateau. The classes offered by Dave are:

- NRA certified Pistol Instructor
- NRA basic firearms instructor
- NRA Home firearms instructor
- NRA personal protection instructor
- NRA First Steps
- Basic Pistol 101
- Ladies Handgun Safety and Usage
- Private training program instructor

To book a class with David, simply sign up online for his 2nd or 4th Saturday class on www.svatclasses.com. David's class is the TN Handgun Carry Permit Class offered in Crossville from the Dave's Pawn Shop Crossville location via Plateau Handgun Safety School and Southeast Weapons and Training.

Jared Blair is a Employee of Dave's Pawn Shop, Cookeville and a full time firearms instructor for S.W.A.T. Training Centers. Jared is a member of the TN Army National Guard and holds multiple certifications in this field. On the civilian side, he is NRA certified in many instructor programs. These include:

- NRA First Steps
- NRA Basic Pistol
- NRA Protection Inside the Home
- NRA Protection Outside the Home
- Basic Pistol 101
- AR-15 DNA Black Rifle

Along with other marksmanship programs



Jared is an excellent instructor that will take the program at the student's pace. Jared offers private instruction in handgun and AR-15 rifle. His private instruction schedule is posted with limited dates on S.W.A.T.'s website but be sure and call him if you would prefer a private instruction date that is not listed on our itinerary.

Jared works out of Dave's Pawn Shop's Cookeville store at 103 North Willow Ave., Cookeville, TN 38501 and can be reached directly at (931) 372-7288.



Terry Hassler is the CEO of Dave's Pawn Shop, Crossville and a full time firearms instructor for S.W.A.T. Training Centers. Terry is a full time licensed gunsmith with credentials from the School of Gunsmithing, graduate 1997. He is NRA certified in many instructor programs. Those include:

- NRA First Steps
- NRA Basic Pistol
- NRA Protection Inside the Home
- NRA Protection Outside the Home
- Basic Pistol 101
- Glock DNA-Armorer

Along with other programs

Terry offers private instruction in handgun and bolt action rifle. His private instruction schedule is posted with limited dates on S.W.A.T.'s website but be sure and call him if you would prefer a private instruction date that is not listed on our itinerary.

Terry works out of Dave's Pawn Shop's Crossville store at 1576 North Main Street., Crossville, TN 38555 and can be reached directly at (931) 484-8947.

Other instructor postings will be up very soon so check back with us for updates on other great instructors to come!

UPCOMING CLASSES

01/19/2013 - 01/19/2013 | 8AM - 5PM

TN Handgun Carry Permit Class-Crossville

Get More Information

[Book Class](#)

No Seats Available

01/26/2013 - 01/26/2013 | 12:00PM - 6:00PM

TN Handgun Carry Permit - Cookeville

Get More Information

[Book Class](#)

No Seats Available

02/02/2013 - 02/16/2013 | 8AM - 5PM

TN Handgun Carry Permit Class-Crossville

Get More Information

[Book Class](#)

No Seats Available

02/02/2013 - 02/02/2013 | 12:00PM - 6:00PM

TN Handgun Carry Permit - Cookeville

Get More Information

[Book Class](#)

4 Seats Available

CLASS REVIEWS

2013-01-05 18:02:32

Anthony Mowery

I took their class and really enjoyed it. They not only did a great job with the class but made it fun and interesting. A great deal of information was presented. I would advise anyone to take the class from David and Shirleana. Great job and hope that more people show their interest in saving our rights.

[click here for more reviews >>>](#)

TN Handgun Carry Permit Class-Crossville

04/20/2013 - 04/20/2013 | 8AM - 5PM
0 out of 25 Seats Reserved

Class Cost: \$60.00

Class Description:

This is a full day Saturday class to be held at Crossville, Tennessee by instructor David Oakes at 205 Wild Plum Dr, Crossville Tennessee 38555. You can get detailed directions by calling 931-484-4532 or Dave's Pawn Shop 931-484-8947.

This class is required by the state of Tennessee to obtain a pistol carry permit. The class is 4 hours in classroom, a 1 hour break and then finish up with 4 hours on the range. We have a great facility outdoors and we shoot rain or shine so dress appropriate. If you have any questions about the Tennessee Handgun Carry Permit class, please feel free to email us at the "contact us" link above. The class will cover basic pistol operation, uses of the pistol, safe handling, written test and live fire testing. Bring a 50 round box of ammo and a good working pistol. All firearms will need to be checked by the class instructor at the range. "No firearms or ammunition are allowed in the classroom at any time" The state is very strict on this rule, thank you very much for your compliance.

This class is for the individual who wants to obtain the Tennessee Carry Permit. The 8 hour block of instruction will cover the Tennessee Department of Safety curriculum for handgun safety. The students will learn safe weapon handling, helpful tips on shooting and basic shooting skills.

Some of the objectives of this class are:

- Safety
- Mind-set
- Legal Matters
- Characteristics of handguns
- Maintenance of the handgun (pistol and revolver)
- Helpful tips on getting the most from your pistol
- Fundamentals for shooting
- Gear accessories and gear placement
- Attitudes
- Shooting positions
- Reloads and malfunctions
- Live Fire / Qualification (50 rounds at on the range)

Equipment Requirements: Although we have enough gear for you to complete this class, it is best if you train with your own gear if you can. That being said, a list of gear to bring is:

- **Functioning handgun** - We examine every firearm before going to the range with it. A name brand and clean firearm is required if you bring your own.
- **50 rounds of ammunition**
- **Eye protection** - Bring your approved shooting glasses, sunglasses, or prescription eyewear
- **Hearing protection** - Ear muffs work great if you can bring your own. We have extra sets as well as ear plugs available
- **Case** - A case to carry the firearm in until we present them at the range such as a zipper soft case or plastic/aluminum pistol case are all good if you have one.
- **Semi-auto guns** - Don't forget to bring a magazine.
- **We must stress again, there can be NO LIVE AMMUNITION in the classroom portion of the class.**

The class is FUN! Don't worry about anything, this is a very informative and safe class and we try very hard to make it interesting and fun for all! Any day of shootin' is better than ANY day at work!

Please note: You are responsible for additional fees to State of Tennessee for application processing and background check. We will help guide you through the rest of the process to obtain your permit. Thanks and we'll see you at the class!

Firing Range Procedures:

Before arriving at the range, be sure that your handgun is unloaded. Place your handgun in a case, pouch, or original box. There will be no shooting from a holster.

You will need one empty magazine for your semi-auto. When your name is called at the range, be certain your handguns remove from the pouch, case, or box with slides back, magazines out and cylinder open on revolvers.

Registration Form

First Name: _____
 Middle Name: _____
 Last Name: _____
 Address Street: _____
 City: _____
 State: Select State \$1
 Zipcode: _____
 Phone Number: _____
 Payment Sum: \$60.00 \$1
 Email: _____




Enter Credit Card Information

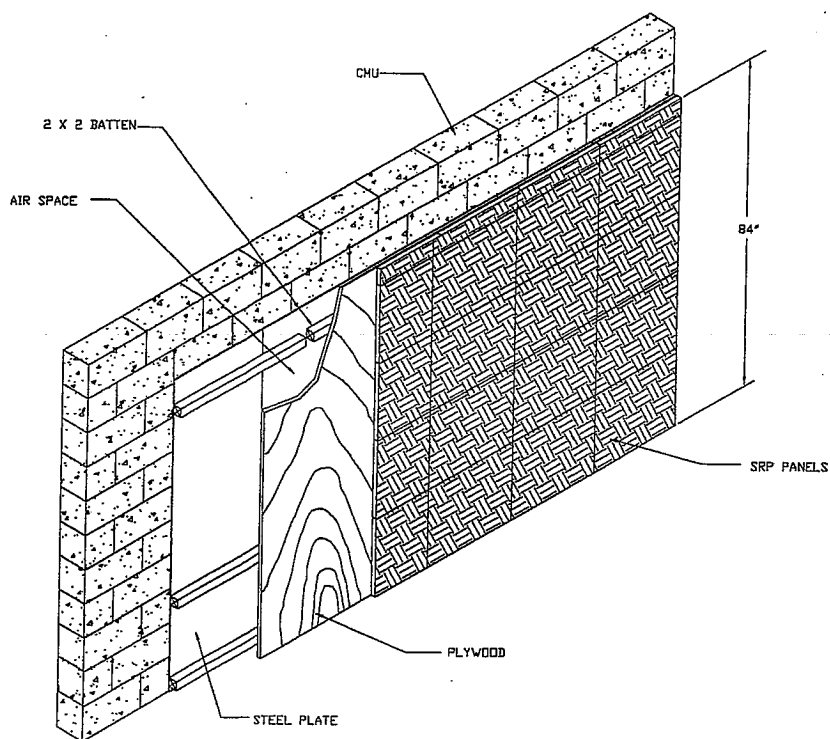
Card Number: _____
 Month Expired: (mm) 2 digit
 Year Expired: (yy) 2 digit
 CVV: _____

Follow us on Facebook

4" acoustic soundproofing
.91 rated pyramid style 24"x24"



Example of a concrete filled wall section with AR500 bullet resistant steel covered with 2"x2" batten and 3/4" plywood for projectile stopping and sound proofing. Most ranges run this 10' downrange, we will install it the full length of the range for maximum protection. In this system, there is NO lead dust exposure. To release lead, a lead bullet has to hit something hard and break up, this system catches all fragments inside the 2" air chamber.



MEGGITT TRAINING SYSTEMS 2342 - 3RD STREET NE, KANSAS CITY, MO 64110-2412 TELEPHONE 816-279-8000 FAX 816-279-2347 780 INDUSTRIAL DRIVE, BUILDING 8400, CHRY. B. 64613 TELEPHONE 817-439-7444 FAX 817-439-7454			
TITLE TYPICAL LAW ENFORCEMENT COMBAT RANGE WALLS			
DWG GLG	DATE 08/10/00	SHEET NO. 1 OF 2	PROJ. NO. 13-4368
			REV. 3

The safety baffles as shown in the next example are made to the same specifications as the safety wall.

Final words.

All potential shooters must watch a 9 minute video approved by the BATFE and the State of Tennessee produced by the National Shooting Sports Foundation. We are producing our own video to accompany this video that will run about 6 minutes in length as well. This video will explain the benefits of safety and include warnings about not following range rules. We will give NO WARNINGS once a shooter is on a live range. If the shooter disobeys an order, they will be asked to leave and not return. David Oakes has been a NRA certified safety instructor for 14 years and has taught 10,000 people how to safely handle a firearm. We will only allow safe, responsible shooters on our range. Unsafe shooters or "pranksters" will be given a refund and be asked to leave with no future chance of returning to our range.

With facial recognition software, we'll also be able to enforce this rule by knowing banned shooters before they ever step foot onto the range floor.

All firearms and ammunition will be checked before entering the range and must be deemed safe. We employ 2 full-time and licensed gunsmiths from the School of Gunsmithing in Atlanta, Ga. We will check the firearm and make sure it is safe to use.

A shooter MUST be a member of the range before entering the range area. To become a member, potential shooters must watch both safety videos, undergo a mental health pre-screening by the RSO on duty and pay the membership fees. We will not allow "walk on" shooters in the early stages of the range endeavor.

We will print a membership card and send it to the shooter in the mail upon his/her approval to the range club.

Once the shooter receives his/her card, they can make an appointment to use the range during range hours set right now at 9AM-6PM Mon-Fri and 8AM-3PM Sat. To enter the range, a shooter must provide the photo ID member card we issued and be signed in. Once this process is complete, the shooter swipes their card over an RFID scanner and if they are in good standing with the range, the air-lock door will open and they can enter the range for target practice.

SHOOTING SPORTS

Final words.

As any rules or regulations at the range change, the Cumberland County Sherrifs Department and The Crossville City Police Dept. will be notified of said changes. We want local law enforcement to be abreast of any meaningful happenings at the range.

Organizations we are a part of

NSSF – National Sport Shooting Foundation. America's largest organization for the protection of firing ranges and the hunting and competition shooting sports. We are a CHARTER MEMBER and attend their SHOT SHOW every year in Las Vegas.

NRA – National Rifle Association – Advocates of firearm rights. Lifetime member both in the store and individually

NSA – National Silencer Association. Protectors of NFA (National Firearms Act branch BATFE).

NFATCA – CHARTER MEMBER. Protecting the rights of law abiding citizens to own and operate NFA items.

NBS – Nations Best Sports. Buying group (4013c non profit) helping merchants save capital on stocking merchandise. There are only 405 members nation wide and the vetting process takes about a year. You have to be very upstanding and proven yourself worthy in the shooting sports community to qualify.

BNI – Business Network Intl. Local referral group helping merchants in Crossville.


Chamber of Commerce. – Crossville, TN chamber of Commerce.

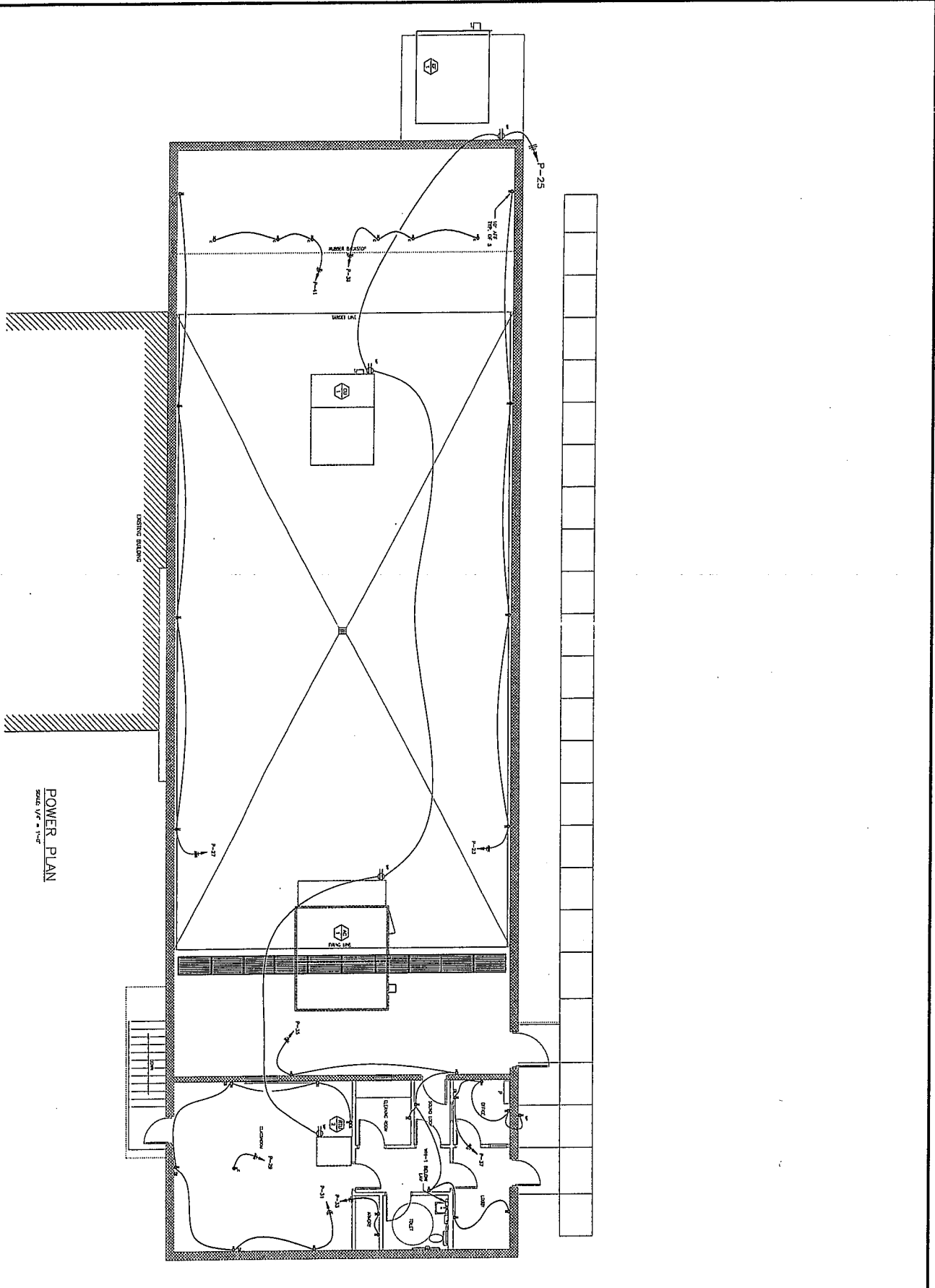
NPA – National Pawnbrokers Association. The largest pawnbrokers association in the world, we have been a CHARTER MEMBER for 32 years.

Morpho Trust – We are One (1) of Five (5) total licensed points in Tennessee that can take fingerprints for the FBI. We will complete digital fingerprints on FBI agents, TBI agents, teachers, carry permit applicants and ATF agents. We completed a vetting process that took 6 months to complete including 12 panel drug testing, background checks and site approval. We begin this service for the state on or about January 25th, 2013.

Although you persue most any business endeavor with the intent to make money, I have a personal connection to the shooting range. I truly want to embolden folks with the power to carry a firearm safely. I have trained men and women that should not be carrying a firearm until they are more confident in their skill to carry and not be afraid of the firearm. With the opportunity to train in a specialized facility, we can make Crossville a much safer place. Some folks may want to buy a firearm but after shooting it, realize they are not cut out for firearm ownership and don't have what it takes to be safe with one. I will have the safest indoor firing range in the state of Tennessee Ir I will close the doors and use it as a storage building. Teaching folks how to use their firearm is a passion of mine and it may save a life one day. There are many teachers out there that simply sell a carry permit certificate, this is a disservice to the gun owner and more importantly to our community. My staff will teach people to be safe above all else with their firearm and teach them to use it in a responsible manner.

Thank you for your consideration


Terry D Hassler – Owner Dave's Pawn Shop



POWER PLAN
SCALE 1/8" = 1'-0"

POWER PLAN

**DAVE'S PAWN SHOP
STORAGE BUILDING**
OLD JAMESTOWN HIGHWAY
CROSSVILLE, TENNESSEE

PROJECTIONS
T-4-028

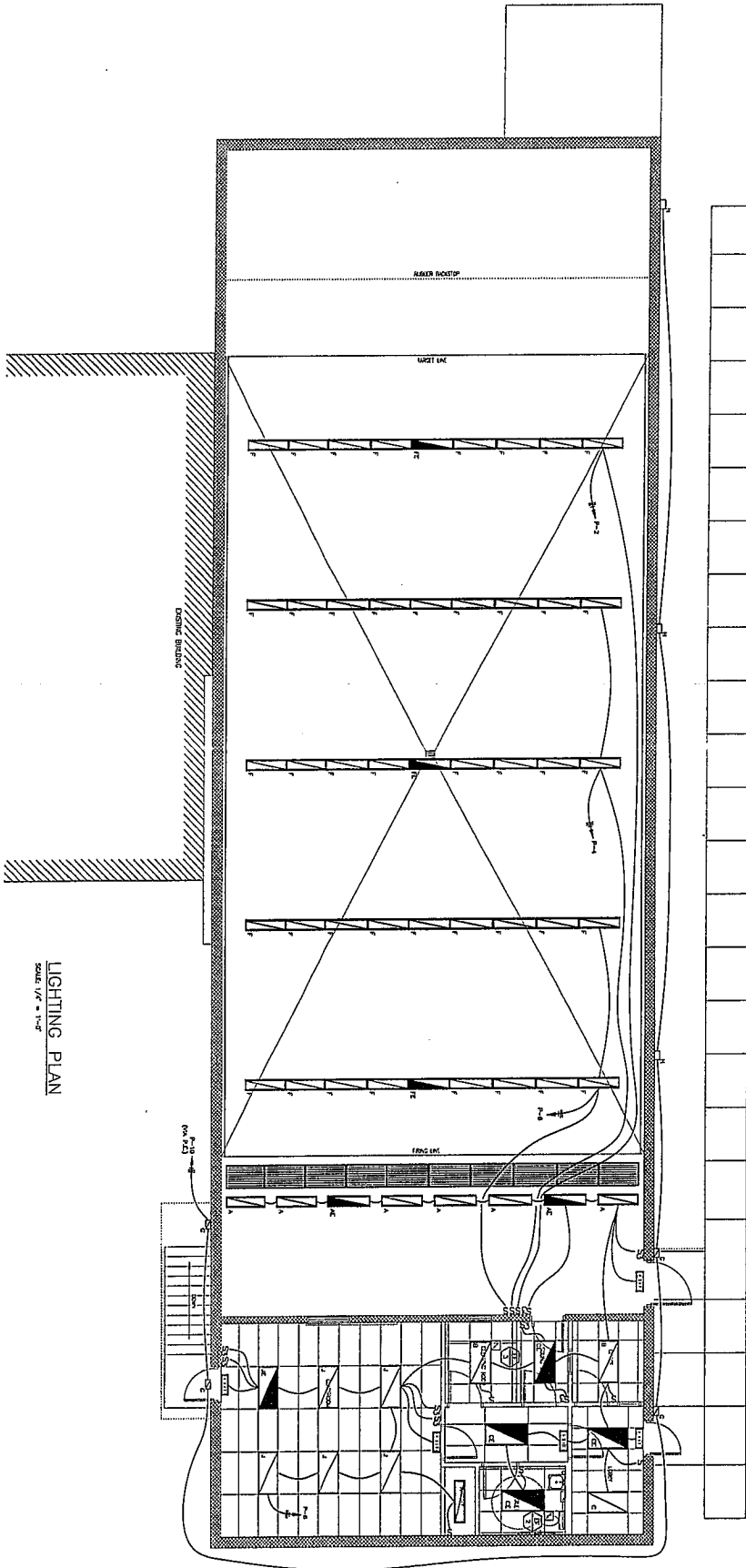


ORA Consulting Engineers
300 Eastwood Boulevard, Tallahassee, FL 32304
Office: (904) 484-6600 • Fax: (904) 484-6700
Email: ora@ora-engineers.com

TOUTON ASSOCIATES ARCHITECTS
63 N. Main St., Crossville, TN 38555
Phone: (931) 484-6600 Call: (931) 200-2523
email: toutonassociates@volstar.net

NO.	BY	DATE	REVISIONS

DATE: 01/11/11
E1.1



LIGHTING PLAN
SCALE 1/4" = 1'-0"

LIGHTING PLAN

**DAVE'S PAWN SHOP
STORAGE BUILDING**
OLD JAMESTOWN HIGHWAY
CROSSVILLE, TENNESSEE

PROJECT NO.
TA-012



ORA Consulting Engineers
Drew R. Adams & Associates, Inc.
301 Industrial Boulevard, Tipton, TN 37170
Crossville, TN 37625
Phone: (931) 484-6600 Cell: (931) 200-2523
Fax: (931) 484-6600
E-mail: ora@ora-engineers.com

LOUTON ASSOCIATES
ARCHITECTS
53 N. Main St., Crossville, TN 38555
Phone: (931) 484-6600 Cell: (931) 200-2523
email: loutonassociates@aol.com

NO.	REV.	DATE	REVISIONS

E2.1
DATE: 01/12/02

REVIEWS

NO.	BY	DATE

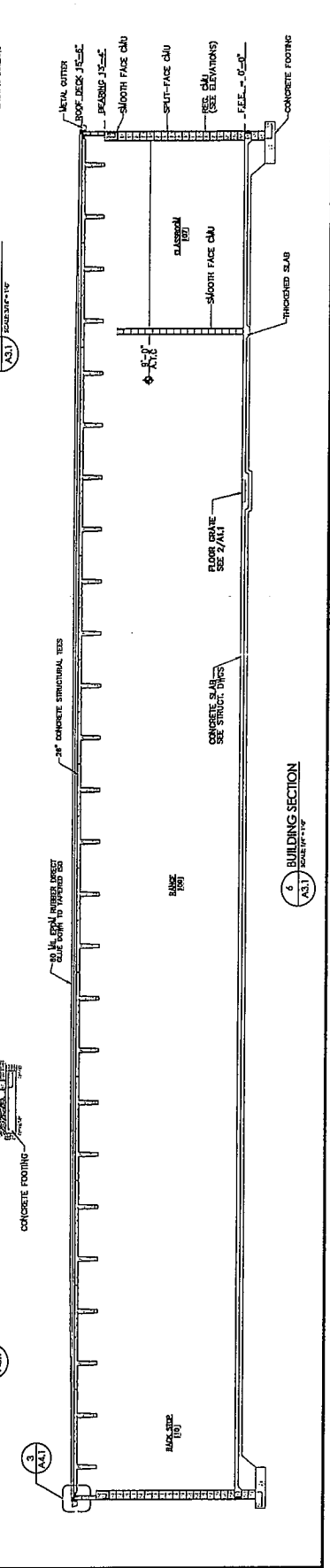
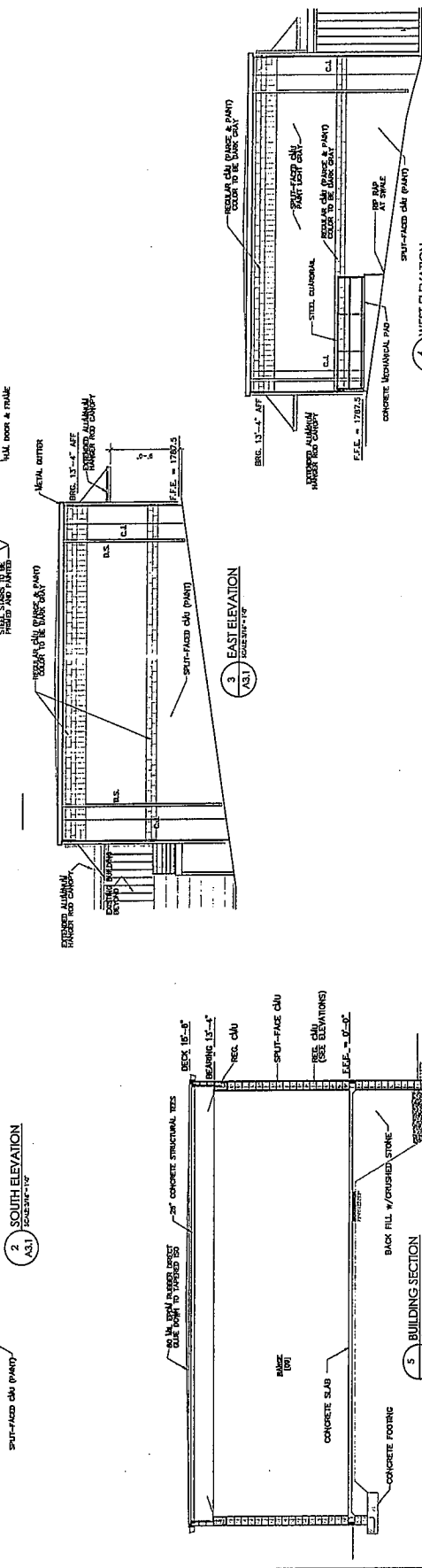
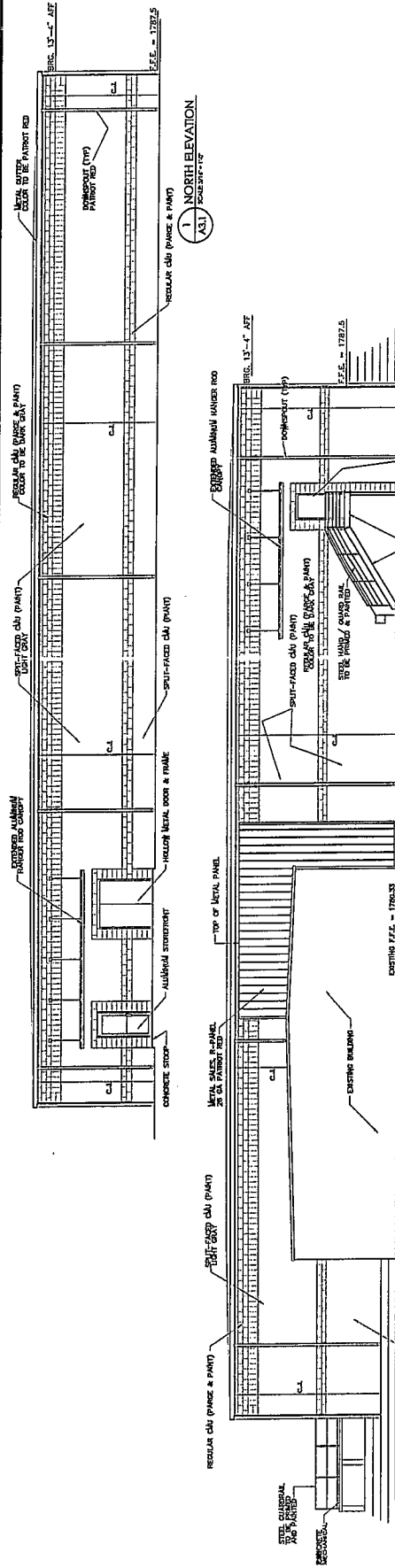
ARCHITECTS
Kouton Associates
 55 N. Main St., Crossville, TN, 38555
 Phone: (931) 884-6600
 Fax: (931) 884-6600
 Email: tkouton@koutonassociates.com



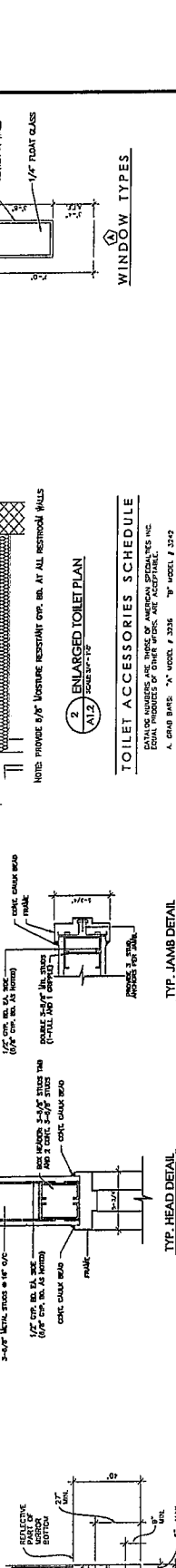
EXTERIOR ELEVATIONS & BUILDING SECTIONS
DAVE'S PAWN SHOP STORAGE BUILDING
 OLD JAMETOWN HIGHWAY, CROSSVILLE, TENNESSEE
 PROJECT NO: TA-032

DATE	BY

A3.1




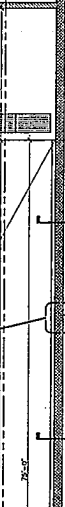
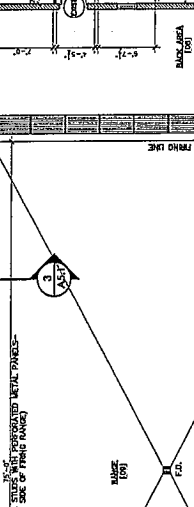
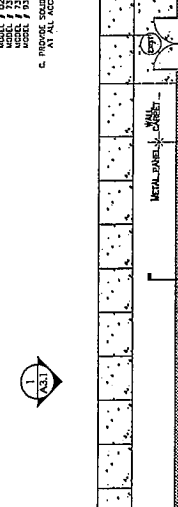

SPACE NO.	SPACE	FLOOR	WALL	CEILING	CLEANING HT.
100	LOBBY	VCT	PANTRY PAINT	A.T.C.	9'-0"
101	OFFICE	VCT	PANTRY PAINT	A.T.C.	9'-0"
102	TOILET	VCT	PANTRY PAINT	A.T.C.	9'-0"
103	TOILET	VCT	PANTRY PAINT	A.T.C.	9'-0"
104	OFFICE	VCT	PANTRY PAINT	A.T.C.	9'-0"
105	RECEPTION	VCT	PANTRY PAINT	A.T.C.	9'-0"
106	CLASS	VCT	PANTRY PAINT	A.T.C.	9'-0"
107	CLASS	VCT	PANTRY PAINT	A.T.C.	9'-0"
108	BACK AREA	SEALD CONC.	METAL PANELS	13'-0"	13'-0"
109	BACK AREA	SEALD CONC.	METAL PANELS	13'-0"	13'-0"
110	BACK STOP	SEALD CONC.	PAINT	OPEN	13'-0"



QTY	DESCRIPTION
1	GRAB BARS - 3/4" MODEL A 3036
1	WATER RESISTANT GYP. BR. AT ALL RESTROOM WALLS
1	METAL PANELS - 13'-0" X 13'-0"
1	BACK AREA
1	SEALD CONC.
1	METAL PANELS
1	PAINT

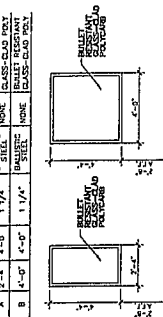
MARK	NO.	HEIGHT	THICK.	FRAME	DOOR	STYLE	LABEL	HANDLING
100A	3'-0"	7'-0"	1-3/4"	NUM	A	NONE	1	
100B	3'-0"	7'-0"	1-3/4"	NUM	A	NONE	2	
100C	3'-0"	7'-0"	1-3/4"	NUM	A	NONE	3	
100D	3'-0"	7'-0"	1-3/4"	NUM	A	NONE	4	

SET NO.	DESCRIPTION
SET-1	1- 1/2" PIN BOLTS 1- STOP OR BUMPER 1- STOP OR BUMPER
SET-2	1- 1/2" PIN BOLTS 1- STOP OR BUMPER 1- STOP OR BUMPER
SET-3	1- 1/2" PIN BOLTS 1- STOP OR BUMPER 1- STOP OR BUMPER
SET-4	1- 1/2" PIN BOLTS 1- STOP OR BUMPER 1- STOP OR BUMPER



WINDOW SCHEDULE BASE PLAN

MARK	WIDTH	HEIGHT	FINISHES	LABEL	REMARKS
A	3'-4"	4'-0"	1/2" ALUMINUM UNIVERSAL BALLET RESISTANT GLASS POLY CARBONATE	NO. 1	
B	4'-0"	4'-0"	1/2" ALUMINUM UNIVERSAL BALLET RESISTANT GLASS POLY CARBONATE	NO. 2	



DOOR SCHEDULE BASE PLAN

MARK	WIDTH	HEIGHT	THRESH.	FRAME	MATERIAL	TYPE	LABEL	HARDWARE
100 A	3'-4"	7'-0"	1-3/4"	AL.	ALUMINUM	B	NO. 1	MACHINERY
100 B	3'-4"	7'-0"	1-3/4"	AL.	ALUMINUM	A	NO. 2	MACHINERY
100 C	3'-4"	7'-0"	1-3/4"	AL.	ALUMINUM	A	NO. 3	MACHINERY
100 D	3'-4"	7'-0"	1-3/4"	AL.	ALUMINUM	A	NO. 4	MACHINERY

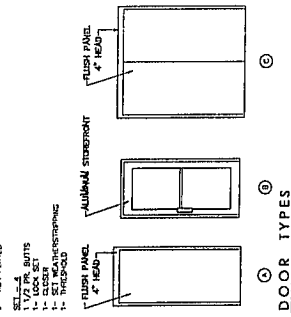
HARDWARE SETS

SET_1
 1- CLOSURE LOCK
 1- EXTERIOR PULL
 1- INTERIOR PULL
 1- THRESHOLD

SET_2
 3- PIN BOLTS
 2- CLOSERS
 1- SET FLUSH BOLTS AND SET FLUSH BOLTS TAB
 1- SET WATERSTOPPING
 2- HAD OPEN

SET_3
 1- 1/2" PIN BOLTS
 1- 1/2" PIN BOLTS
 1- STOP OR BUMPER
 1- CLOSURE
 2- PIN BOLTS

SET_4
 1- 1/2" PIN BOLTS
 1- LOCK SET
 1- SET WATERSTOPPING
 1- THRESHOLD

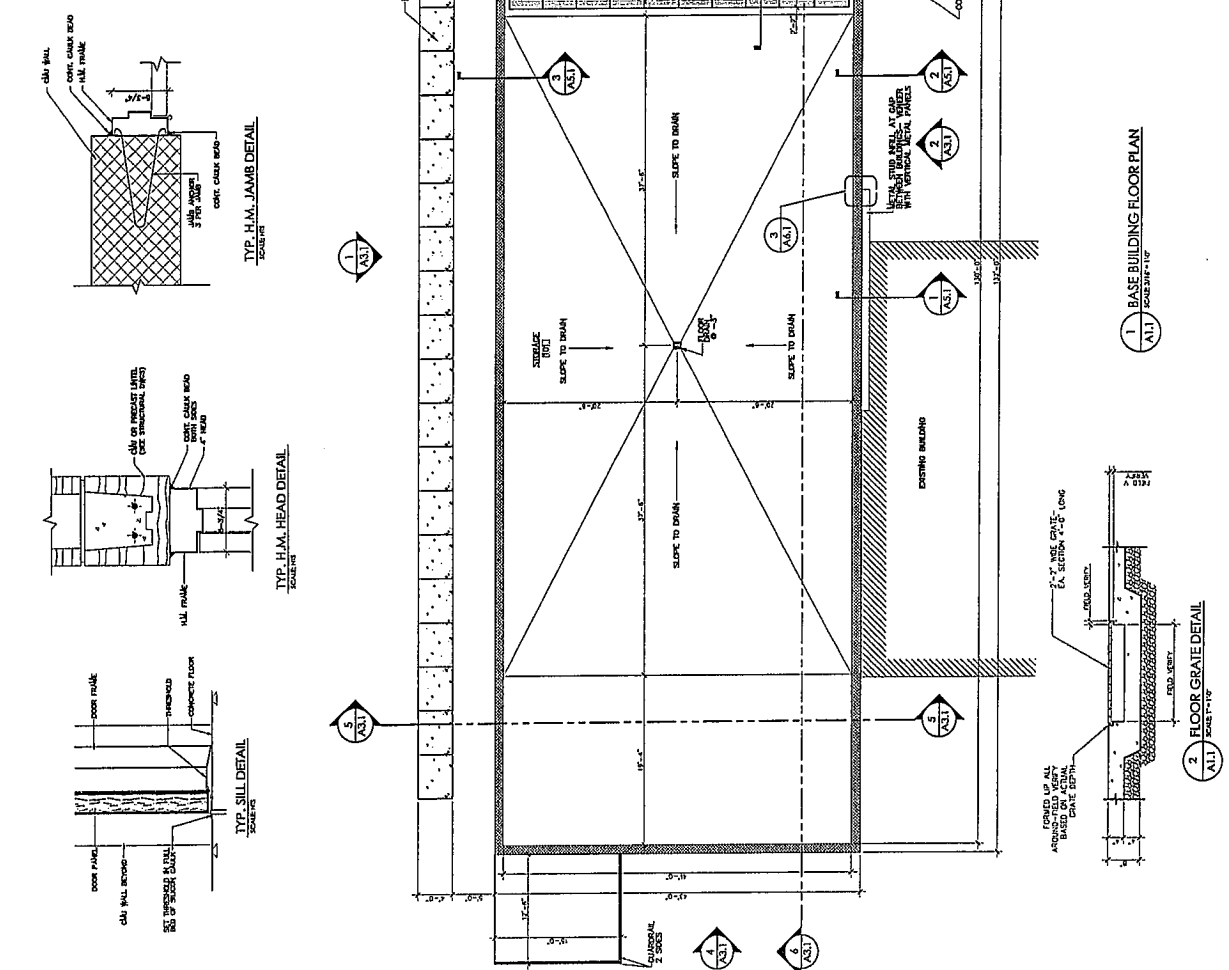

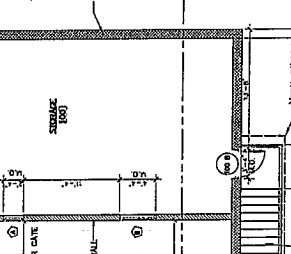
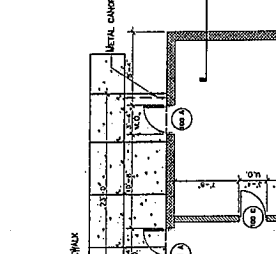
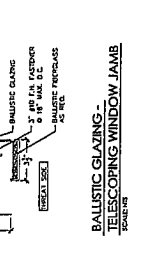
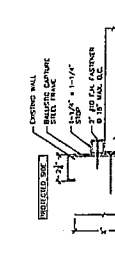


GENERAL NOTES

1. See notes on schedule.
2. Coordinate dimensions with the contractor.
3. Coordinate door hardware with the contractor.
4. Verify the location of any hardware.
5. Verify the location of any hardware.
6. Verify the location of any hardware.
7. Verify the location of any hardware.
8. Verify the location of any hardware.
9. Verify the location of any hardware.
10. Verify the location of any hardware.
11. Verify the location of any hardware.
12. Verify the location of any hardware.
13. Verify the location of any hardware.
14. Verify the location of any hardware.
15. Verify the location of any hardware.
16. Verify the location of any hardware.
17. Verify the location of any hardware.
18. Verify the location of any hardware.
19. Verify the location of any hardware.
20. Verify the location of any hardware.
21. Verify the location of any hardware.
22. Verify the location of any hardware.
23. Verify the location of any hardware.
24. Verify the location of any hardware.
25. Verify the location of any hardware.
26. Verify the location of any hardware.
27. Verify the location of any hardware.
28. Verify the location of any hardware.
29. Verify the location of any hardware.
30. Verify the location of any hardware.
31. Verify the location of any hardware.
32. Verify the location of any hardware.
33. Verify the location of any hardware.
34. Verify the location of any hardware.
35. Verify the location of any hardware.
36. Verify the location of any hardware.
37. Verify the location of any hardware.
38. Verify the location of any hardware.
39. Verify the location of any hardware.
40. Verify the location of any hardware.
41. Verify the location of any hardware.
42. Verify the location of any hardware.
43. Verify the location of any hardware.
44. Verify the location of any hardware.
45. Verify the location of any hardware.
46. Verify the location of any hardware.
47. Verify the location of any hardware.
48. Verify the location of any hardware.
49. Verify the location of any hardware.
50. Verify the location of any hardware.
51. Verify the location of any hardware.
52. Verify the location of any hardware.
53. Verify the location of any hardware.
54. Verify the location of any hardware.
55. Verify the location of any hardware.
56. Verify the location of any hardware.
57. Verify the location of any hardware.
58. Verify the location of any hardware.
59. Verify the location of any hardware.
60. Verify the location of any hardware.
61. Verify the location of any hardware.
62. Verify the location of any hardware.
63. Verify the location of any hardware.
64. Verify the location of any hardware.
65. Verify the location of any hardware.
66. Verify the location of any hardware.
67. Verify the location of any hardware.
68. Verify the location of any hardware.
69. Verify the location of any hardware.
70. Verify the location of any hardware.
71. Verify the location of any hardware.
72. Verify the location of any hardware.
73. Verify the location of any hardware.
74. Verify the location of any hardware.
75. Verify the location of any hardware.
76. Verify the location of any hardware.
77. Verify the location of any hardware.
78. Verify the location of any hardware.
79. Verify the location of any hardware.
80. Verify the location of any hardware.
81. Verify the location of any hardware.
82. Verify the location of any hardware.
83. Verify the location of any hardware.
84. Verify the location of any hardware.
85. Verify the location of any hardware.
86. Verify the location of any hardware.
87. Verify the location of any hardware.
88. Verify the location of any hardware.
89. Verify the location of any hardware.
90. Verify the location of any hardware.
91. Verify the location of any hardware.
92. Verify the location of any hardware.
93. Verify the location of any hardware.
94. Verify the location of any hardware.
95. Verify the location of any hardware.
96. Verify the location of any hardware.
97. Verify the location of any hardware.
98. Verify the location of any hardware.
99. Verify the location of any hardware.
100. Verify the location of any hardware.

WINDOW NOTES

1. MANUFACTURER: PROTECTIVE STRUCTURES LTD. OR EQUAL.
2. U.S. FEEL LEVEL & SECURE TOP - POLY.



WALL LEGEND

- 1. 12" CMU BLOCK WITH 2" POLYSTYRENE INSULATION
- 2. 8" CMU BLOCK WITH 2" POLYSTYRENE INSULATION
- 3. 12" CMU BLOCK WITH 2" POLYSTYRENE INSULATION
- 4. 8" CMU BLOCK WITH 2" POLYSTYRENE INSULATION
- 5. 12" CMU BLOCK WITH 2" POLYSTYRENE INSULATION
- 6. 8" CMU BLOCK WITH 2" POLYSTYRENE INSULATION
- 7. 12" CMU BLOCK WITH 2" POLYSTYRENE INSULATION
- 8. 8" CMU BLOCK WITH 2" POLYSTYRENE INSULATION
- 9. 12" CMU BLOCK WITH 2" POLYSTYRENE INSULATION
- 10. 8" CMU BLOCK WITH 2" POLYSTYRENE INSULATION

NO.	BY	DATE

Loupton Associates Architects
 328 N. Main St., Crossville, TN 38555
 Phone: (931) 484-6900 Fax: (931) 484-6900
 Email: loupton@loutp.com www.loutp.com

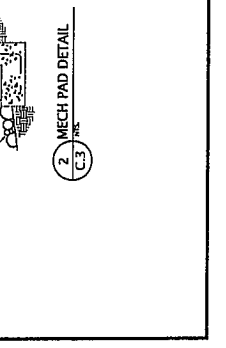
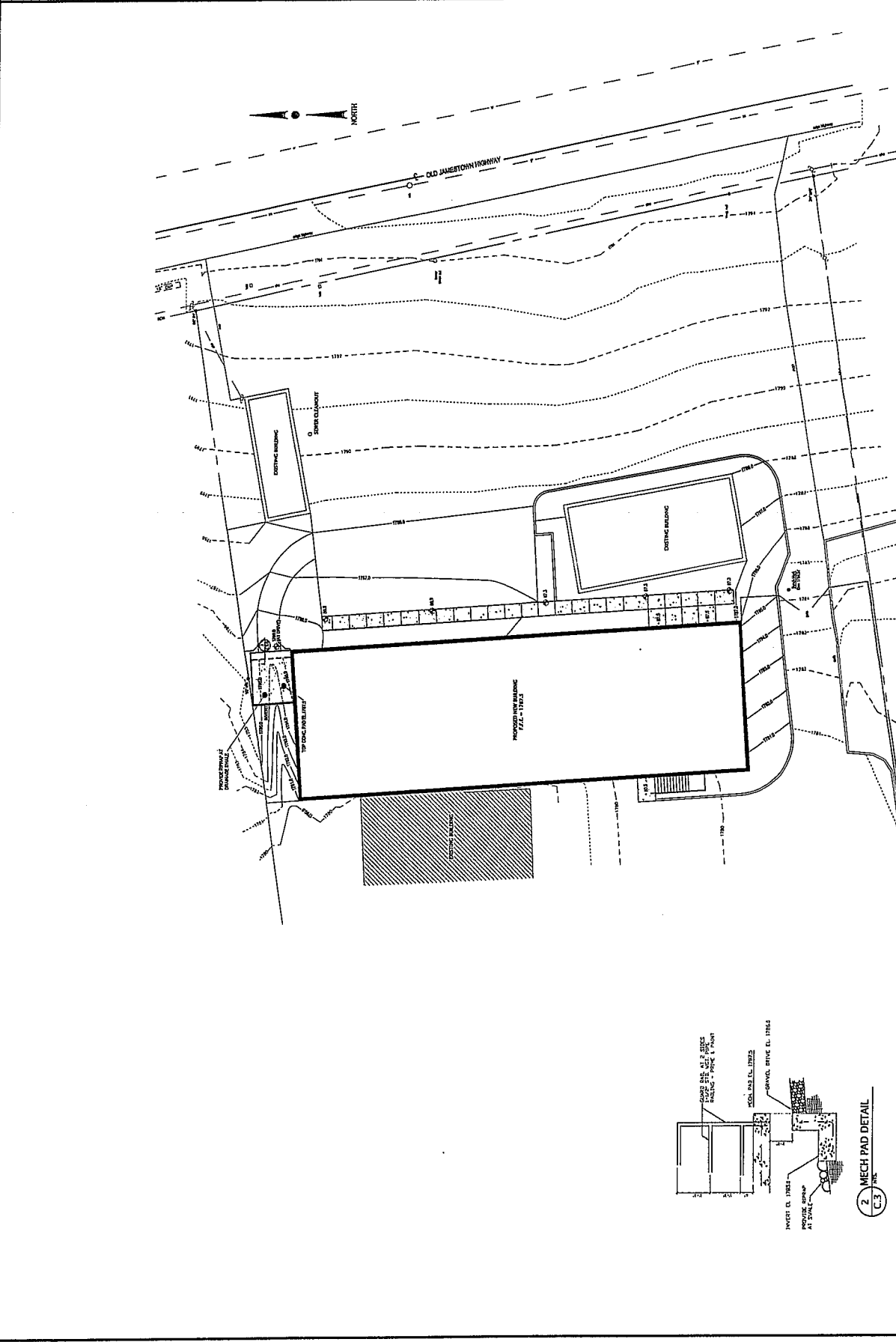


PROJECT NO. TA-032

DAVE'S PAWN SHOP STORAGE BUILDING
 OLD JAMESTOWN HIGHWAY, CROSSVILLE, TENNESSEE

DATE: 04-20-17
 DRAWN BY: ALAN
 CHECKED BY: [Signature]
 SCALE: AS SHOWN
 PROJECT: [Blank]

C3.0



2 MECH PAD DETAIL
 C3

NO.	BY	DATE	REVISIONS

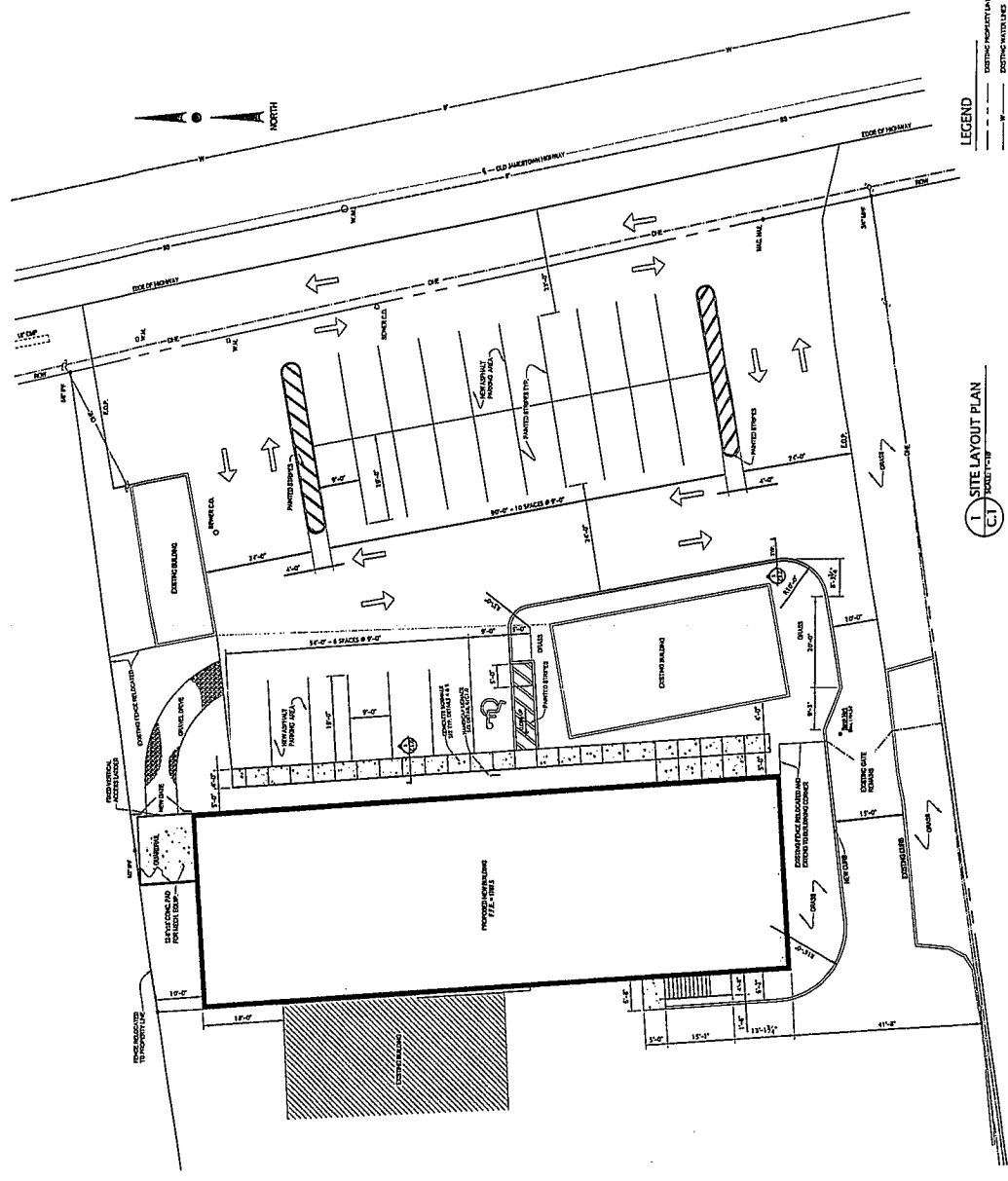
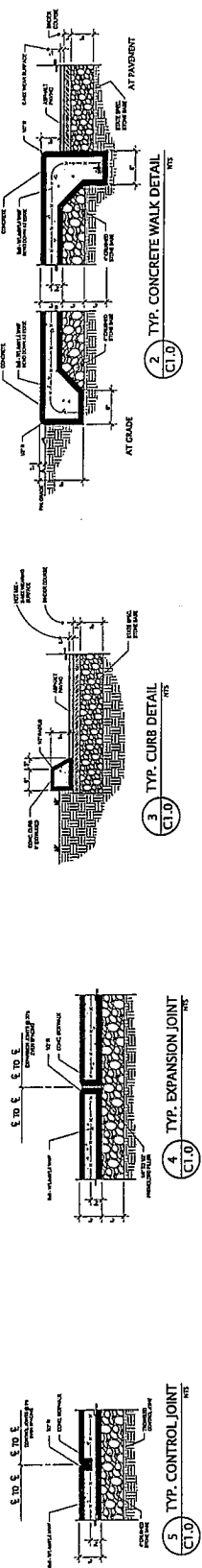
ARCHITECTS
AUTON ASSOCIATES
 53 N. Main St., Crossville, TN 38555
 Phone: (931) 484-6600 Cell: (931) 200-2523
 Email: autonarchitects@autonarchitects.com

PROJECT NO: TA-032

DAVE'S PAWN SHOP STORAGE BUILDING
 SITE LAYOUT PLAN
 OLD JAMESTOWN HIGHWAY, CROSSVILLE, TENNESSEE

DATE:	NOV 2018
SCALE:	AS NOTED
DRAWN BY:	DAVID WHITE
CHECKED BY:	DAVID WHITE

C1.0



LEGEND

---	EXISTING PROPERTY LINES
---	EXISTING WATER LINES
---	EXISTING SANITARY SEWER
---	EXISTING OVERHEAD ELECTRIC

C1.0

DATE	BY	CHKD	APP'D

PLUMBING PLAN

DAVE'S PAWN SHOP
 STORAGE BUILDING
 OLD JAMESTOWN HIGHWAY
 CROSSVILLE, TENNESSEE

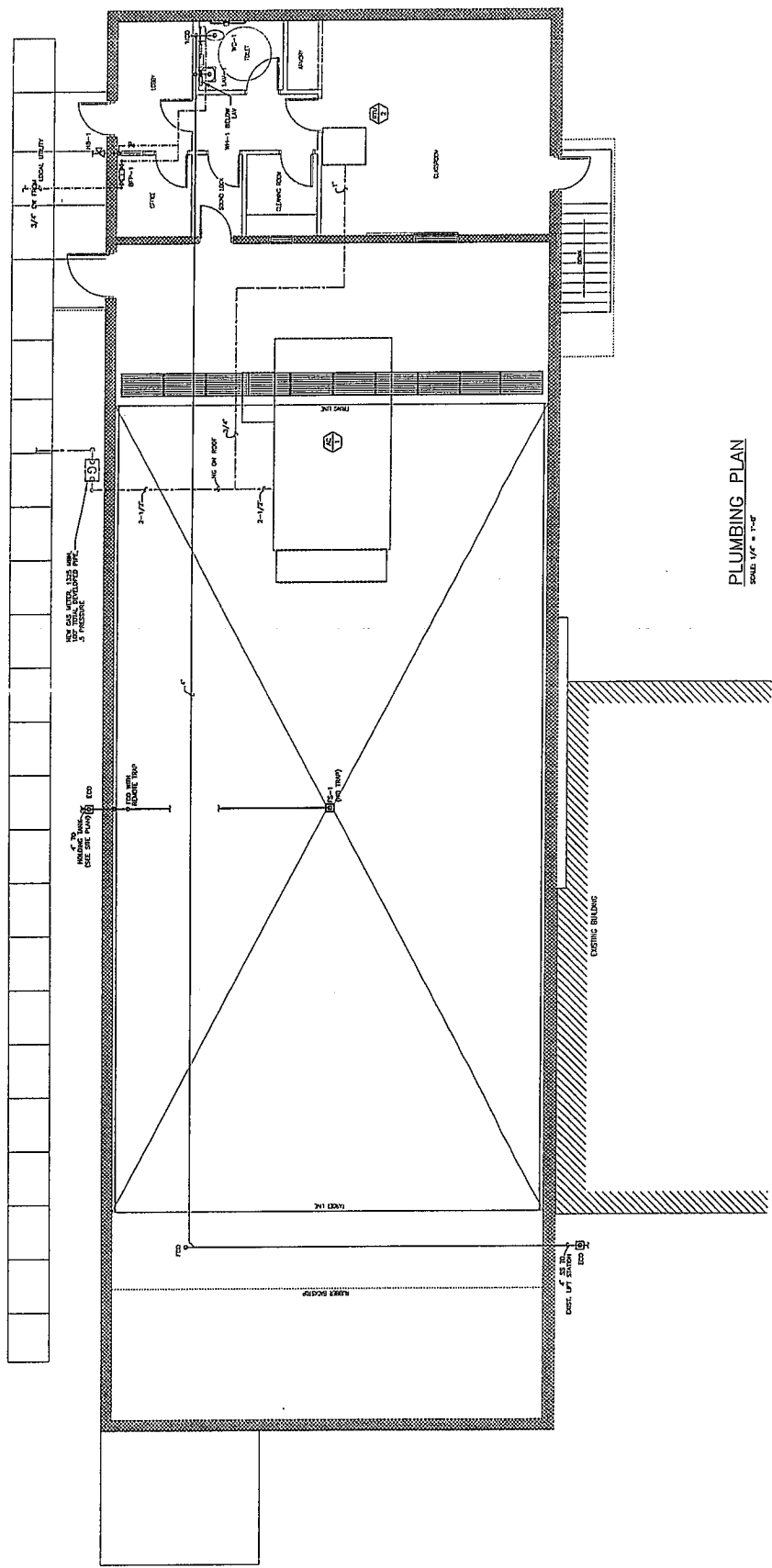


ORA Consulting
 1111 Highway 100
 Crossville, TN 38508
 Phone: (931) 484-6500 Fax: (931) 200-2523
 Email: info@oraconsulting.com

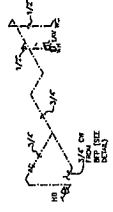
Auton ARCHITECTS ASSOCIATES
 13 N. Main St., Crossville, TN, 38555
 Phone: (931) 484-6500 Fax: (931) 200-2523
 Email: info@autonarchitects.com

NO.	BY	DATE

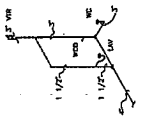
PLUMBING PLAN
 SCALE: 1/4" = 1'-0"

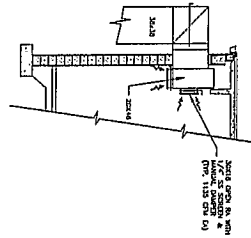


CW & HW PIPING ISOMETRIC

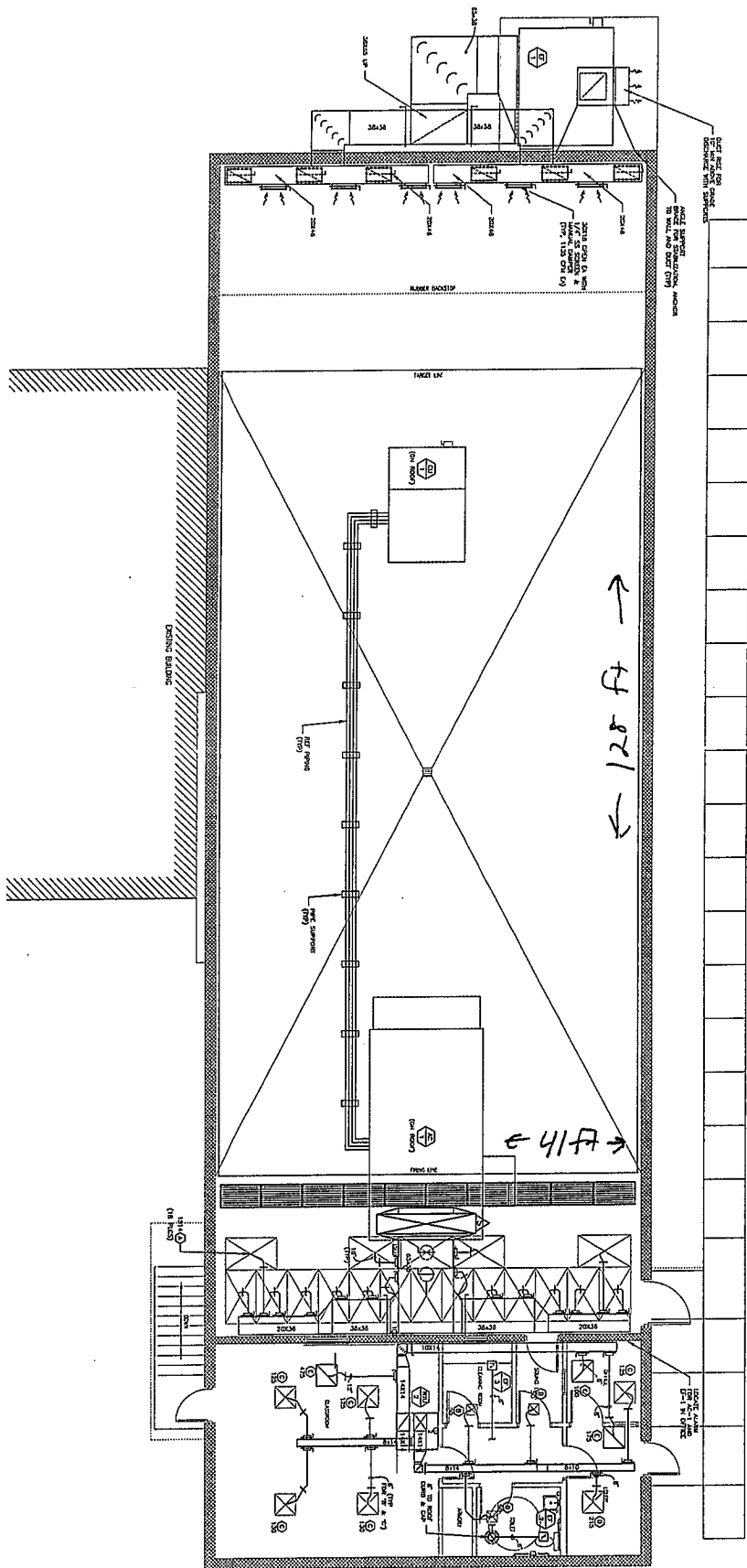


DWA PIPING ISOMETRIC





SECTION AT EF-1 EXHAUST DUCT
SCALE: 1/8" = 1'-0"



HVAC PLAN
SCALE: 1/8" = 1'-0"

NO.	BY	DATE

LAUTON ASSOCIATES ARCHITECTS
63 N. Main St., Crossville, TN 38555
Phone: (931) 484-6600 Fax: (931) 200-2523
email: lautonassociates@earthlink.net

ORA Consulting Engineers
Civil, Mechanical & Electrical
201 Industrial Boulevard, Crossville, TN 38555
Phone: (931) 484-6600 Fax: (931) 484-6600
email: ora@ora-engineers.com



DAVE'S PAWN SHOP STORAGE BUILDING
OLD JAMESTOWN HIGHWAY
CROSSVILLE, TENNESSEE

HVAC PLAN

MI.1

04/17/07 09:11