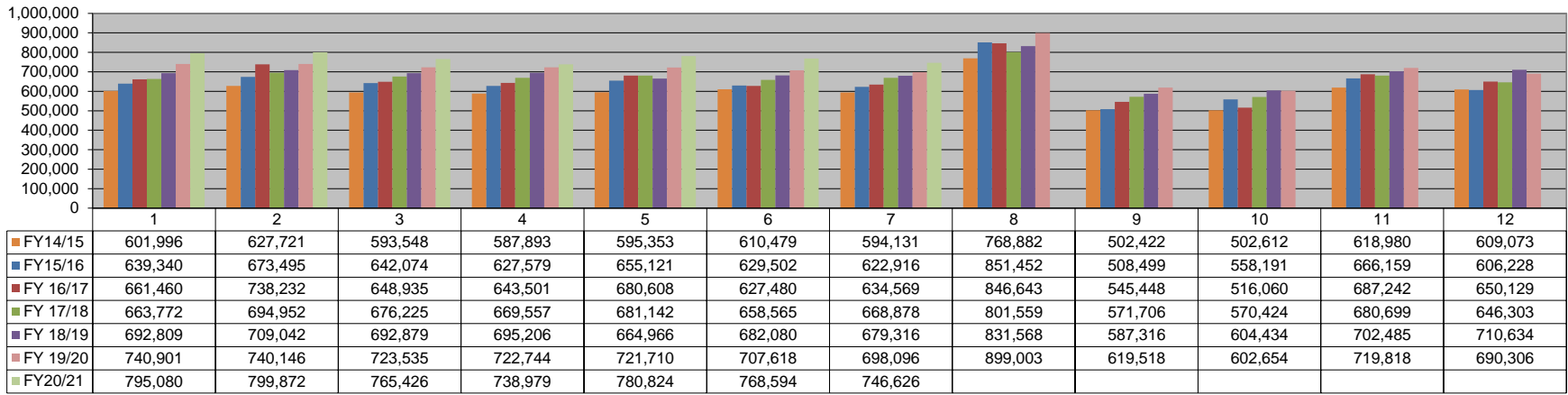
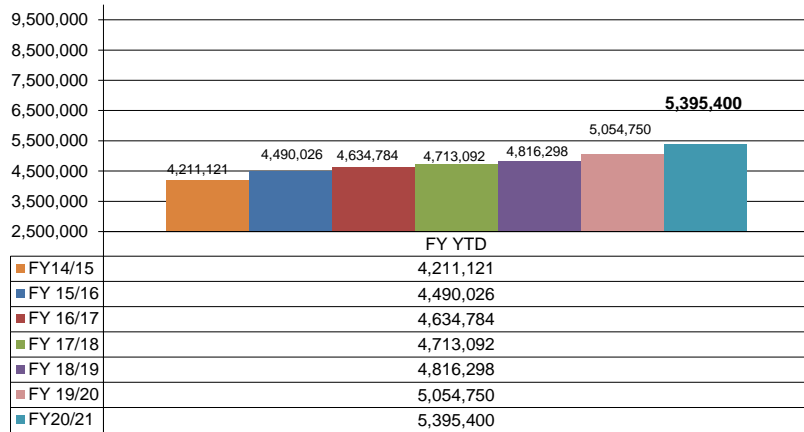


Sales Tax



Sales Tax Revenue Year-to-Date



*COLLECTIONS IN THE CITY OF CROSSVILLE

State of TN Cost of Administration 1.125% \$ 1,525,497.89
 Net Collections (sent to Trustee's office) \$ 17,161.85
 \$ 1,508,336.04

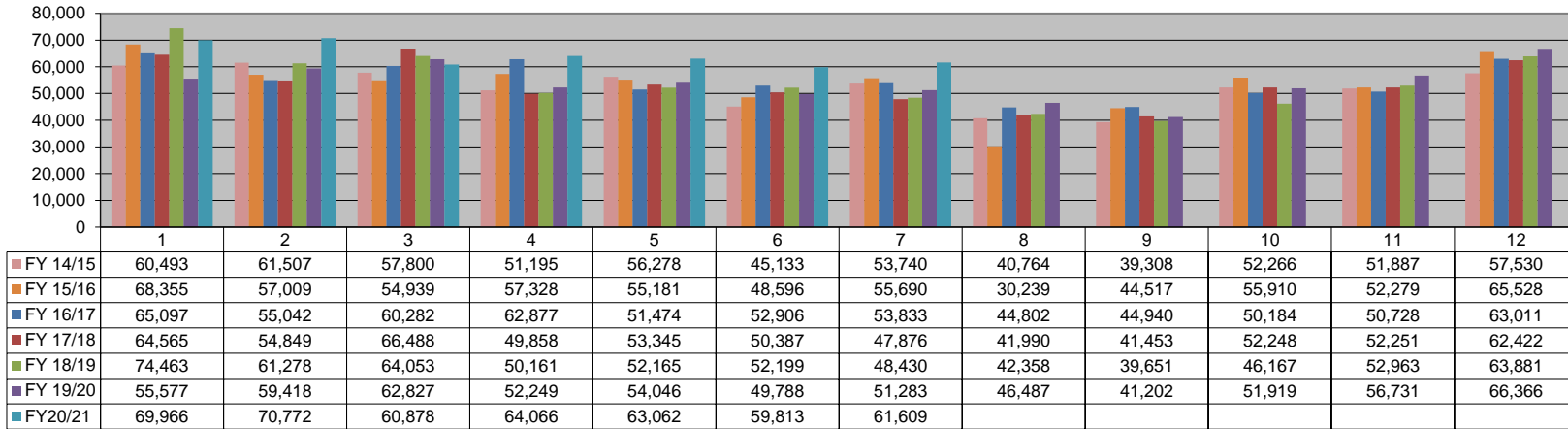
Trustee of Cumberland County 1% \$ 15,083.36
 Net To Be Distributed \$ 1,493,252.68

CITY OF CROSSVILLE SPLIT

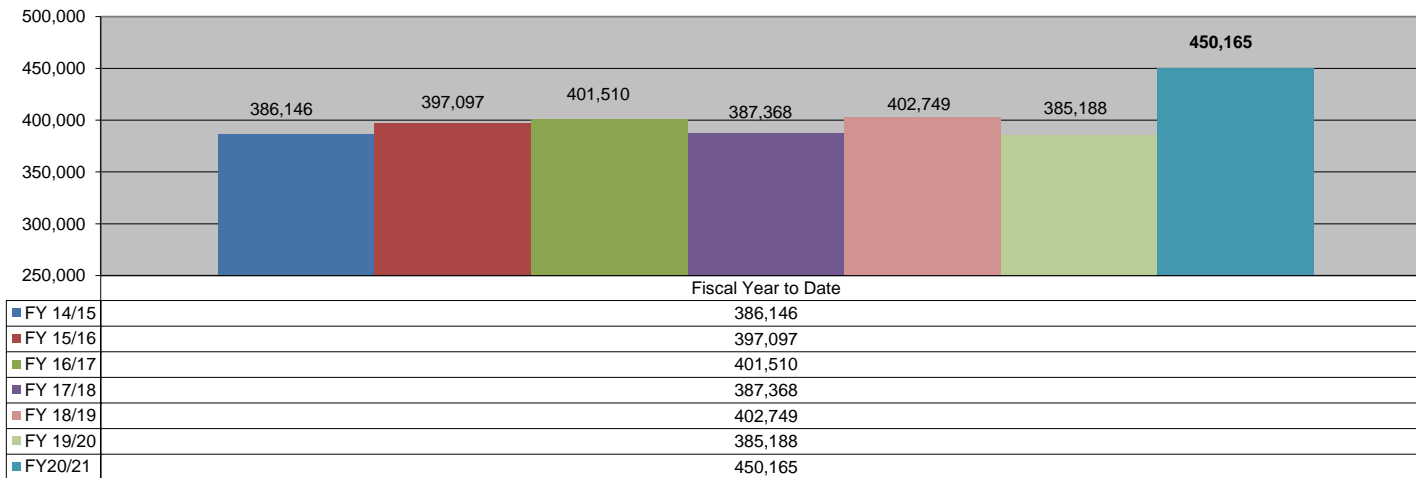
Check to City of Crossville \$ 746,626.34
 Check to Cumberland County Board of Education \$ 746,626.34

*Totals reported in January, but actually collected in November

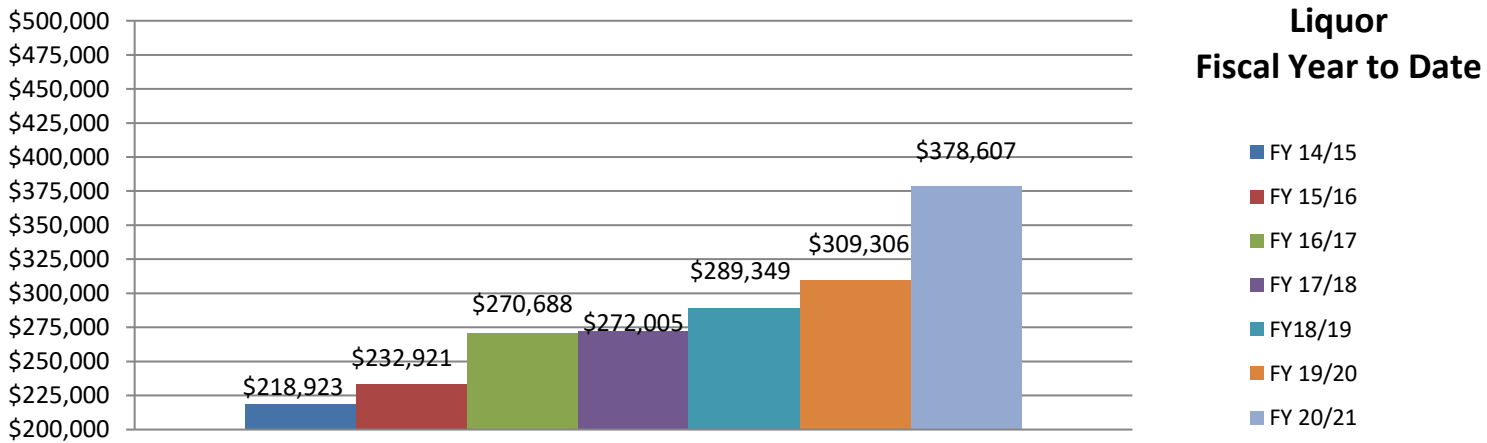
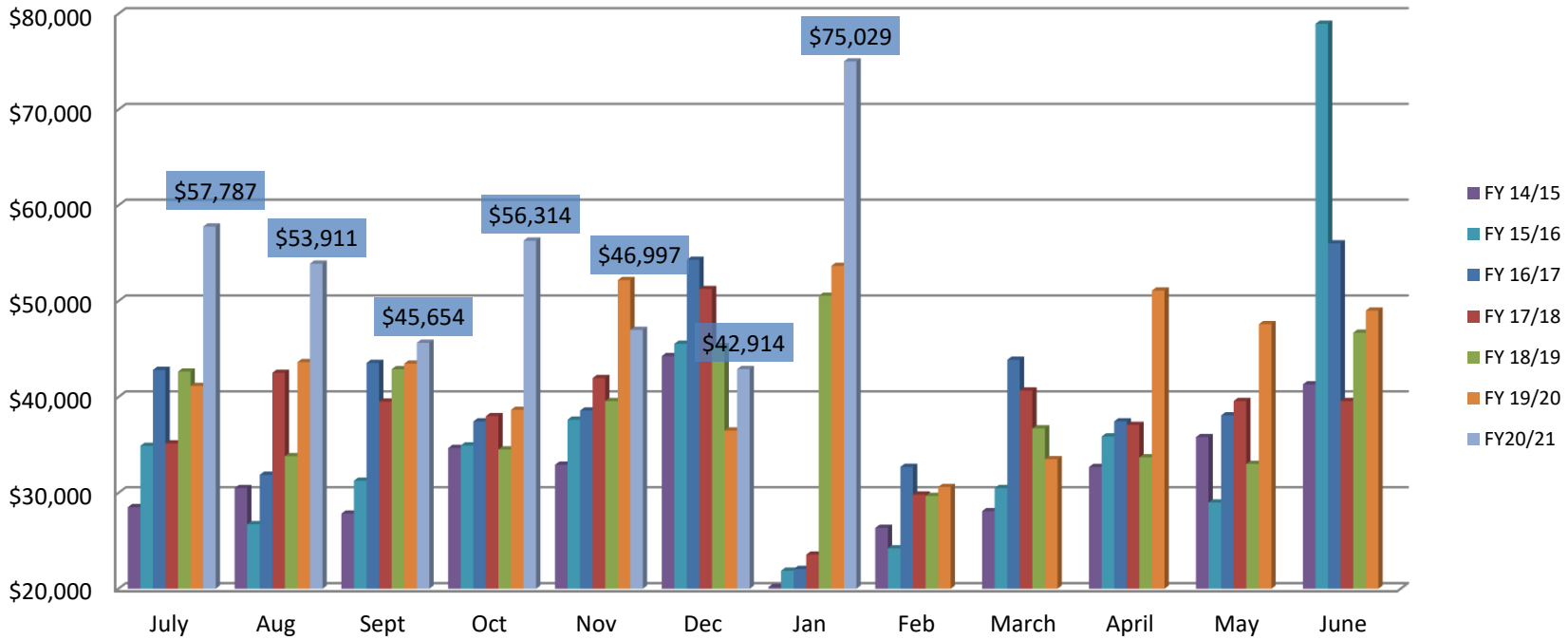
Wholesale Beer Tax

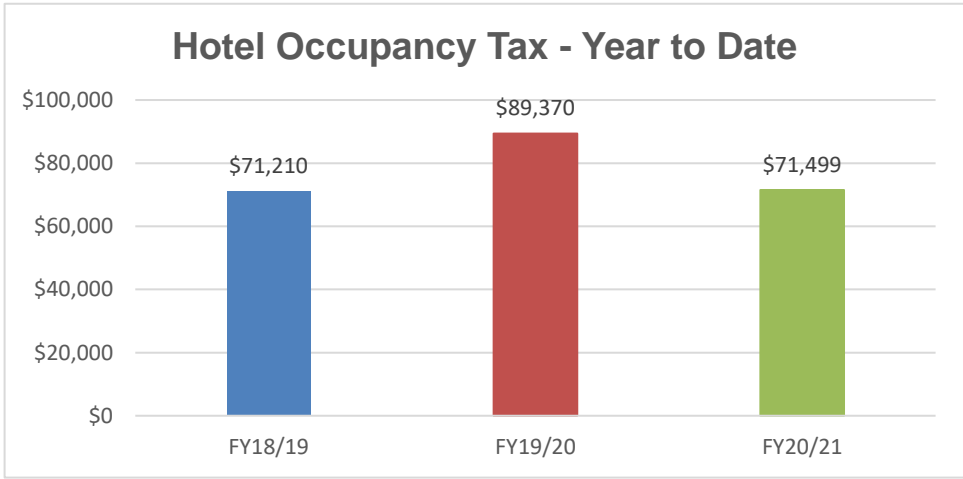
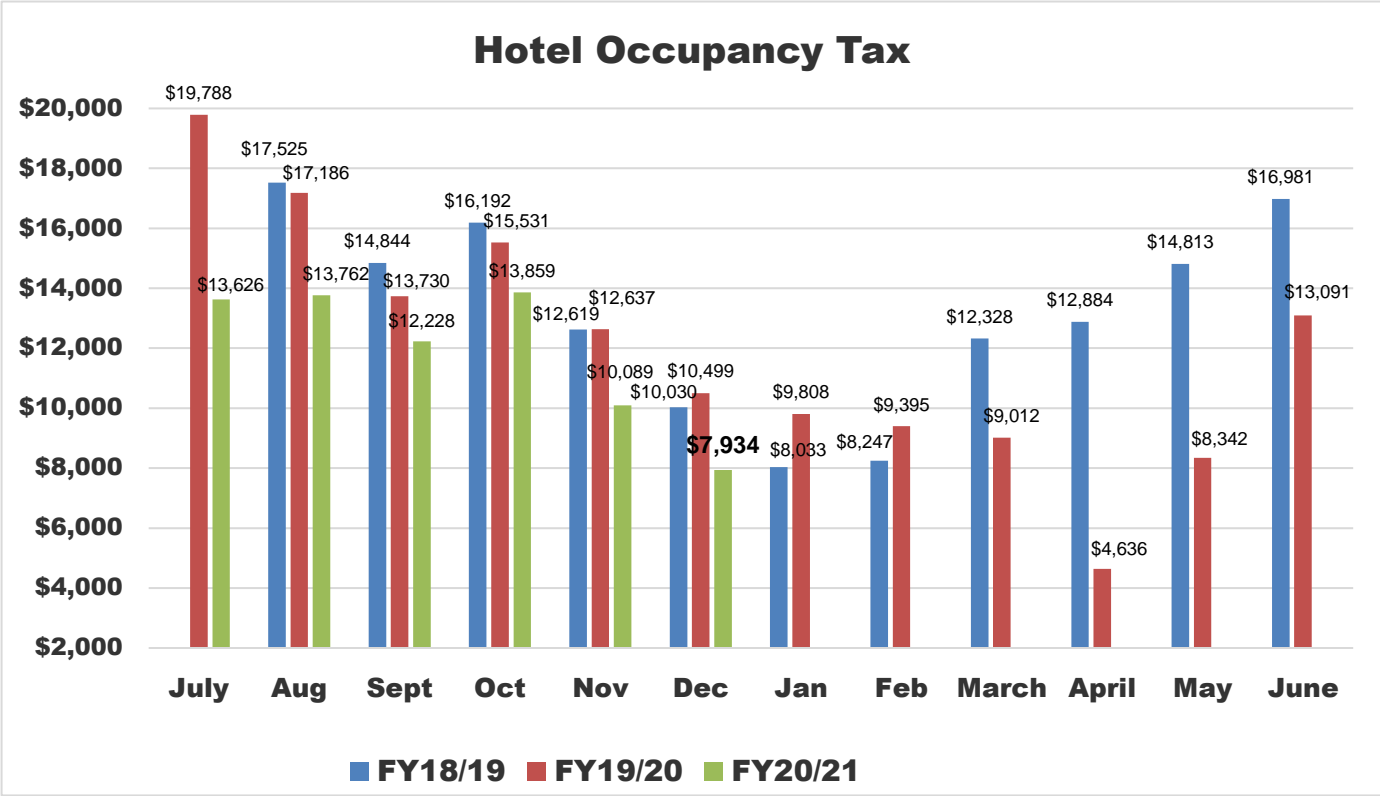


Wholesale Beer Tax Revenue Year To Date



Liquor Income







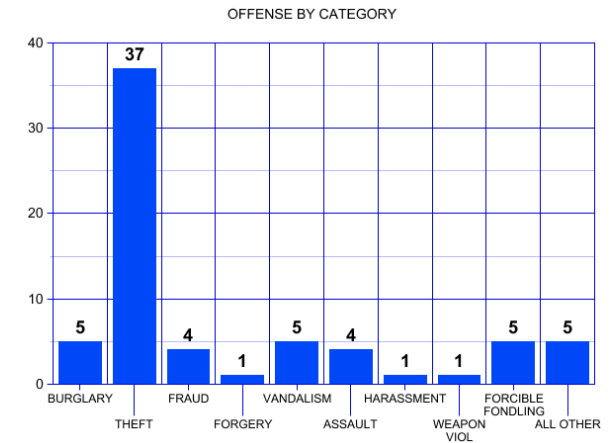
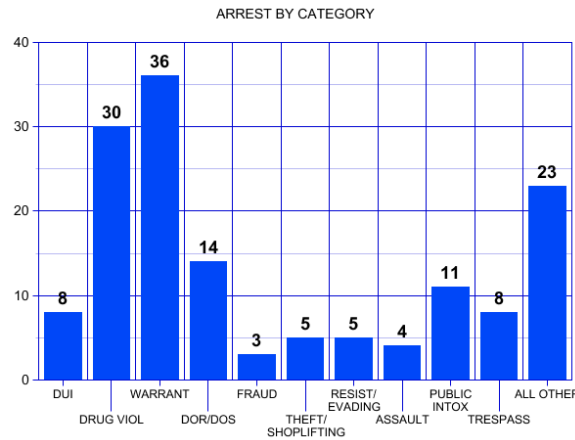
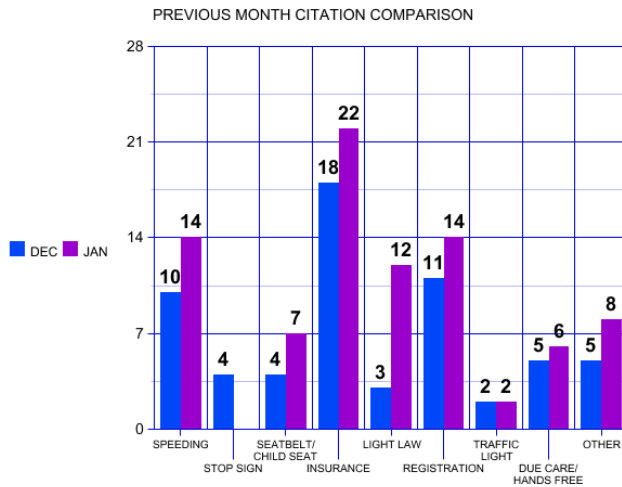
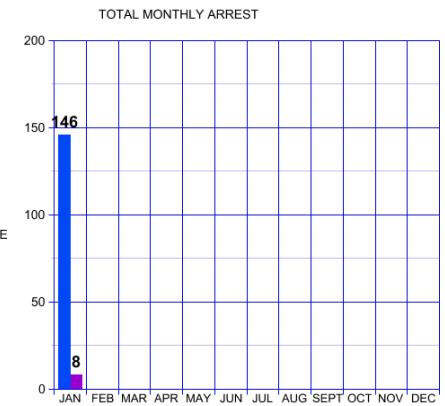
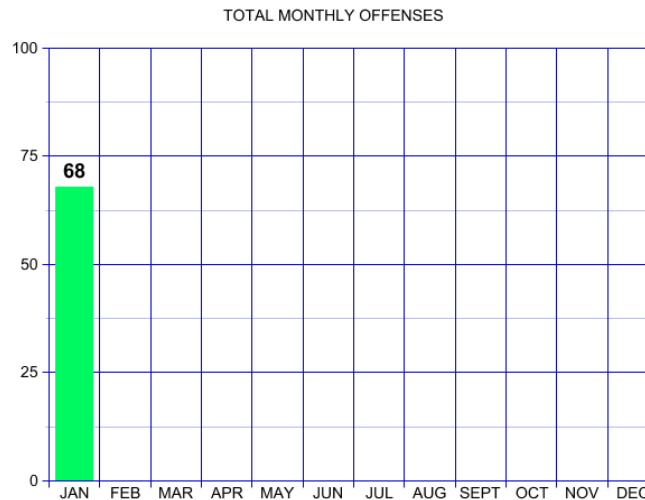
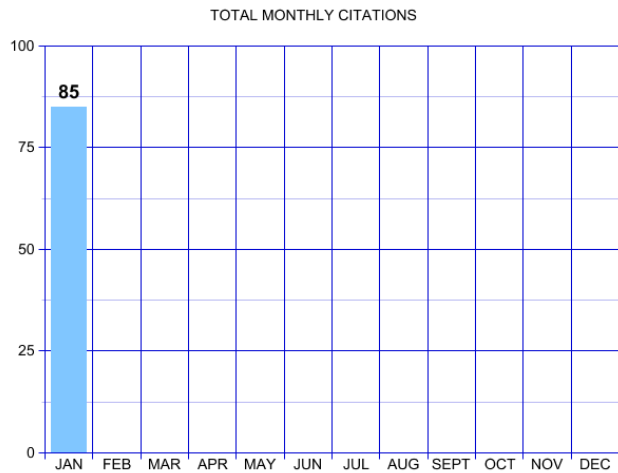
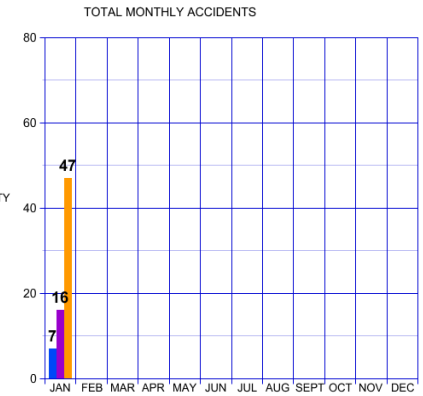
CROSSVILLE POLICE DEPARTMENT

STAT COMPARISONS

JAN 2021 TOTAL CALLS - 974

DEC(2020) 2303 YEAR TO DATE - 974

SPECIAL EVENTS HEALTH DEPT SECURITY



Monthly Stats
January 2021

CITATIONS		OFFENSES		ARRESTS	
Improper Passing	1	Burglary	5	Burglary	1
Speeding	13	Theft from Building	4	Counterfeit	1
Failure to Yield	2	Theft of vehicle Parts	3	Fraud	3
Seat Belt Violation	7	Theft from Vehicle	11	Hit & Run	1
Registration Violation	14	Theft All Other	4	Shoplifting	3
Ran Traffic Light	2	Assault	3	Assault	1
Light Law Violation	10	Shoplifting	8	Domestic Assault	3
No Driver's License	1	Fraud	4	Viol. OP/Bond Conditions	5
Improper Use of Lane	2	Forgery	1	Drug Violation	19
Insurance Violation	22	Forcible Fondling	5	Drug Equipment	11
Due Care	1	Domestic Assault	1	Weapons Law Violation	1
Passing a Funeral	1	Harassment	1	Vehicle Theft	1
Procession		Death	2	Vandalism	2
Texting While Driving	5	Weapons Law Violation	1	DUI	8
		Traffic Accident	1	Public Intoxication	11
		Vehicle Theft	7	Disorderly Conduct	4
		Overdose	1	Resisting/Evading Arrest	5
		Recovery	1	DOR/DOS/No DL	14
		Vandalism	5	Criminal Trespassing	8
				Viol. Interlock Device	2
				Criminal Impersonation	1
				Poss. Of Stolen Property	1
				Obstruction of Legal Writ	1
				Intimidation	1
				Reckless Endangerment	1
				Sex Offender Violaton	1
				Warrant	36
TOTAL	81	TOTAL	68	TOTAL	146
SPEED WARNINGS	1	JUVENILE ARRESTS		TOTAL CALLS	974
WARNINGS	3	Runaway	2	ANIMAL CONTROL CALLS	48
JUVENILE CITATIONS		Vandalism	1	SPECIAL EVENT TOTALS	0
Speeding	1	Domestic Assault	2	ACCIDENTS	
Light Law Violation	2	Weapons Law Violation	1	With Injury	7
No Driver's License	1	Unruly Juvenile	1	Without Injury	16
		Assault	1	Minor	47
TOTAL	4	TOTAL	8	TOTAL	70

* During the entire month we assisted, when needed, at the Cumberland County Health Department with traffic control for COVID testing.

Crossville Fire Dept.

Crossville, TN

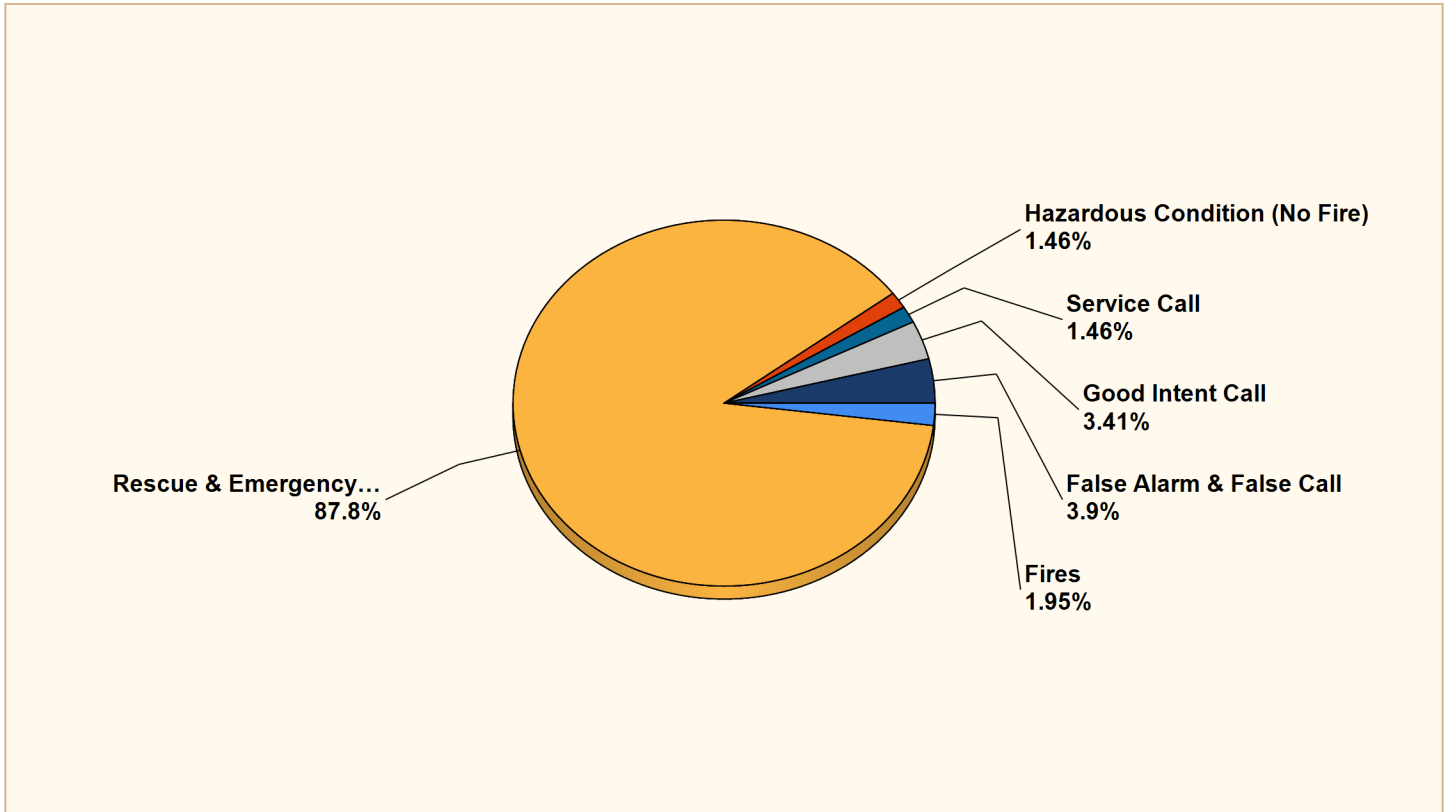
This report was generated on 2/1/2021 8:57:56 AM

CROSSVILLE



Breakdown by Major Incident Types for Date Range

Zone(s): All Zones | Start Date: 01/01/2021 | End Date: 01/31/2021



MAJOR INCIDENT TYPE	# INCIDENTS	% of TOTAL
Fires	4	1.95%
Rescue & Emergency Medical Service	180	87.8%
Hazardous Condition (No Fire)	3	1.46%
Service Call	3	1.46%
Good Intent Call	7	3.41%
False Alarm & False Call	8	3.9%
TOTAL	205	100%

Issued 70 burn permits

Only REVIEWED and/or LOCKED IMPORTED incidents are included. Summary results for a major incident type are not displayed if the count is zero.



Detailed Breakdown by Incident Type

INCIDENT TYPE	# INCIDENTS	% of TOTAL
111 - Building fire	2	0.98%
130 - Mobile property (vehicle) fire, other	1	0.49%
142 - Brush or brush-and-grass mixture fire	1	0.49%
321 - EMS call, excluding vehicle accident with injury	166	80.98%
322 - Motor vehicle accident with injuries	8	3.9%
324 - Motor vehicle accident with no injuries.	5	2.44%
356 - High-angle rescue	1	0.49%
411 - Gasoline or other flammable liquid spill	1	0.49%
412 - Gas leak (natural gas or LPG)	1	0.49%
444 - Power line down	1	0.49%
522 - Water or steam leak	1	0.49%
551 - Assist police or other governmental agency	2	0.98%
600 - Good intent call, other	1	0.49%
611 - Dispatched & cancelled en route	4	1.95%
631 - Authorized controlled burning	1	0.49%
653 - Smoke from barbecue, tar kettle	1	0.49%
700 - False alarm or false call, other	1	0.49%
732 - Extinguishing system activation due to malfunction	1	0.49%
736 - CO detector activation due to malfunction	1	0.49%
744 - Detector activation, no fire - unintentional	1	0.49%
745 - Alarm system activation, no fire - unintentional	4	1.95%
TOTAL INCIDENTS:	205	100%

Only REVIEWED and/or LOCKED IMPORTED incidents are included. Summary results for a major incident type are not displayed if the count is zero.



Crossville Fire Dept.

Crossville, TN

This report was generated on 2/1/2021 8:57:27 AM

CROSSVILLE



Events per Event Type for Date Range (Landscape)

Start Date: 01/01/2021 | End Date: 01/31/2021

EVENT TYPE	DATE	EVENT NAME	CATEGORY	LOCATION	HOURS	PARTICIPANTS
Meeting						
	01/05/2021	Work Session	Administration	492 N Main St	1	Chris South
	01/12/2021	Council meeting	Administration	492 N Main St	1	Chris South
	01/21/2021	Fire Meeting	Administration	42 Southbend Dr	1	Chris South
	01/25/2021	Upper Cumberland Chief's Meeting	Administration	Crossville TN	1	Chris South
	01/26/2021	Monthly Officers Meeting	Administration	141 Henry St	1.25	Kevin Edwards , Tim Johnson, Terry Potter, Chris South, Daniel Tollett, Michael Turner, Casey Worsham
	01/26/2021	Staff Meeting	Administration	492 N Main St	1	Chris South
Total Hours for Meeting:					6.25	
Ladder Testing						
	01/23/2021	Ladder testing	Administration	520 Industrial Blvd	9	
Total Hours for Ladder Testing:					9	

Only LOCKED events included.



emergencyreporting.com

Doc Id: 753

Page # 1 of 1

Crossville Fire Dept.

Crossville, TN

This report was generated on 2/1/2021 9:00:19 AM

CROSSVILLE



Incidents for Personnel for Date Range

Personnel: Fox, Mark A | Start Time: 00:00 | End Time: 23:00 | Incident Type(s): All Incident Types | Sort By: Incident Date | Station: All Stations | Start Date: 01/01/2021 | End Date: 01/31/2021

Fox, Mark A			
INCIDENT DATE	INCIDENT #	ADDRESS	INCIDENT TYPE
01/01/2021	2021-0000004	1684 SPARTA HWY	744 - Detector activation, no fire - unintentional
01/21/2021	2021-293	79 HIGHLAND COURTYARD 203	653 - Smoke from barbecue, tar kettle
TOTAL CALLS: 2			

TOTAL CALLS FOR ALL PERSONNEL: 2

Only REVIEWED incidents included. The Start and End Time selectors represent the hours selected. Example: Selecting 07:00-13:00 will return calls that occurred between 07:00 and 13:59:59. They default to the entire day.



emergencyreporting.com

Doc Id: 500

Page # 1 of 1

Water Loss Report

	Consumption	Water loss - flushing	Water loss - leaks	Water loss-fire fighting	Total Internal Use	Unaccounted-for Water	Pumped Water	LOSS %
2018								
January	88,114,500	1,978,358	1,272,890	60,000	3,311,248	40,696,952	132,122,700	31%
February	92,164,600	5,904	3,749,588	65,000	3,820,492	9,054,908	105,040,000	9%
March	80,217,300	34,375	1,929,024	145,000	2,108,399	29,884,501	112,210,200	27%
April	80,489,000	86,729	1,233,996	2,000	1,322,425	26,231,575	108,043,000	24%
May	83,464,600	681,483	429,676		1,111,159	33,736,841	118,312,600	29%
June	93,994,400	152,880	2,693,928		2,846,808	16,951,792	113,793,000	15%
July	92,933,800	461,753	1,124,995		1,586,748	27,013,152	121,533,700	22%
August	94,724,300	47,115	11,949,329	2,000	11,998,444	23,857,600	118,581,900	20%
September	103,519,000	423,299	1,487,856	5,100	1,916,255	5,352,745	110,788,000	5%
October	87,432,600	541,673	2,244,551	2,600	2,788,824	23,625,476	113,846,900	21%
November	90,719,700	58,772	2,161,156		2,219,928	16,188,372	109,128,000	15%
December	85,827,100	141,659	2,230,374	4,500	2,376,533	26,819,267	115,022,900	15%
2019								
January	78,615,200	45,193	1,231,332		1,276,525	37,433,475	117,325,200	32%
February	83,850,700	120,407	3,630,186		3,750,593	25,387,707	112,989,000	22%
March	79,635,900	117,534	2,566,872		2,684,226	40,751,574	123,071,700	33%
April	84,372,600	240,891	2,674,092	7,100	2,922,083	31,045,317	118,340,000	26%
May	85,946,000	163,822	4,683,636	109,500	4,956,958	45,210,942	136,113,900	33%
June	96,622,200	98,995	7,626,119	30,000	7,755,114	17,662,086	122,039,400	14%
July	104,717,400	117,626	2,750,076	4,400	2,867,702	19,618,398	127,203,500	15%
August	101,985,200	263,684	4,797,924	20,100	5,081,708	22,690,792	129,757,700	17%
September	104,149,900	222,064	3,880,278	7,300	4,109,642	16,773,458	125,033,000	13%
October	107,018,600	460,042	9,481,866	4,600	9,946,508	10,778,662	127,743,770	8%
November	102,271,900	391,315	4,385,586	9,300	4,786,201	14,637,899	121,696,000	12%
December	96,686,300	5,058	2,837,604	950	2,843,612	25,236,088	124,766,000	20%
2020								
January	95,899,500	6,628	823,986	2,450	833,064	29,235,836	125,968,400	23%
February	90,749,900	551,076	604,800		1,155,876	32,725,224	124,631,000	26%
March	84,635,300	60,841	1,827,840	300	1,888,981	47,772,019	134,296,300	36%
April	92,557,600	133,183	2,583,380	11,800	2,728,363	32,148,037	127,434,000	25%
May	92,340,000	212,101	385,560	17,665	615,326	44,614,374	137,569,700	32%
June	85,846,200	74,274	10,704,500	25,100	10,803,874	68,372,926	165,023,000	41%
July	115,477,600	446,221	1,120,603	6,800	1,573,624	28,362,876	145,414,100	20%
August	109,086,400	513,221	1,932,348	2,500	2,448,069	28,871,931	140,406,400	21%
September	100,754,500	252,799	4,889,306	2,800	5,144,905	27,742,595	133,642,000	21%
October	103,217,700	443,299	2,383,288		2,826,587	27,526,313	133,570,600	21%
November	97,787,500	341,529	4,613,397	7,200	4,962,666	27,857,934	130,608,100	21%
December	103,603,600	2,701,131	11,389,734	4,900	14,095,765	12,724,235	130,423,600	10%
2021								
January	93,463,400	22,070	7,649,781	5,800	7,677,651	27,692,849	128,833,900	21%
February								
March								
April								
May								
June								
July								
August								
September								
October								
November								
December								
TOTAL:								
6 mos	607,913,100	4,274,049	32,857,854	23,200	37,155,643	152,415,857	797,484,600	19%
12 mos	1,169,519,700	5,751,745	50,084,537	84,865	55,921,687	406,411,313	1,631,852,700	25%

Utility Maintenance

Jan-21 Monthly Report

Locations: 101

Backflows Tested: 21

Grinder Pumps Sold: 3

Preliminary Inspections: 1

Final Inspections: 3

Replacement Pumps 3

Grinder Pumps Repairs 29

<u>Meter:</u>	Turn Ons	31
	Turn Offs	22
	Occupant Changes	71
	Reinstates	31
	Checks, Replacement, Repair	229
	Water Taps	9
	Main Line Leaks	7
	Service Repairs	10

Total Water Loss: 5,465,382.8 gals.

Sewer Taps 7

Sewer Line Repairs 1

Graves 10

<u>Pipe Installed</u>	76' of 3/4" copper
	8' of 10" PVC
	7' of 4" PVC
	39' of 6" PVC
	6' of 8" PVC
	6' of 1" copper

Monthly Summary

Replaced approximately 214 - 3/4", 1 - 1", 1 - 3" water meters due to meter or AMR malfunctioning
Read meters, Did service orders and customer complaints
Worked on and/or replaced malfunctioning meter ERTs - 229
Grinder pump preventative maintenance, 7 cleaned/checked
Tested 21 backflows devices
Did 4 bores for Catoosa under the 9000 block of 127N
Extended hydrant at 221 Marniers Pointe Dr. - 18" hydrant extension
Repaired an sewer air relief at 829 Myrtle Ave.
Repaired valve box at 368 4th St.
Road repairs at leak areas
Fire hydrant testing & maintenance - painting, etc.
Extended sewer line at 540 Riverchase Dr. and installed sewer tap
Replaced 3" meter for Martin Elementary School - 1362 Miller Ave.
Stone Peak sewer meters replaced manual read registers with AMR registers
Working on meter history update comparing field equipment with city account books and checking for maintenance problems.

Water main leaks repaired:

296 West Ave. 6" PVC
992 Hillcrest Dr. 8" C.I.
91 Glenwood Cir. 6" C.I.
142 Mockingbird Dr. 6" PVC
1183 West Ave. 10" C.I.
Intersection of Lantana Rd. & Brown Ave. 6" C.I.
68 Parkway Ct. 6" PVC

Water service leaks or repairs:

168 Park St.
820 N. Main St. - twice
109 Landing Pointe
54 Ledford Rd.
127 Laura Ln.
234 Prentice St.
179 Woodhaven Dr.
62 Old Mail Rd.
169 Woody Ct.

Water Taps:

123 Maple Pointe Ln.
540 Riverchase Dr.
Old Mail Road Shop
892 4th St Salon

125 Cedar Ridge Ln.

11 Capitol Dr.

15 Capitol Dr.

16 Capitol Dr.

56 Capitol Dr.

Sewer Taps

11 Capitol Dr.

15 Capitol Dr.

16 Capitol Dr.

56 Capitol Dr.

123 Maple Pointe Ln.

540 Riverchase Dr.

125 Cedar Ridge Ln.

Sewer Line Repairs:

Force Main on Miller Bypass

Grinder pump finals

356 Holly Tree Dr.

37 Capitol Dr.

15 Capitol Dr.

Grave Services

Theresa Elaine Blackstone

Betty Jo Blevins

Harold Holbrook

James David Hartman

Lori Wagoner

Ikey Davis

Hassie R. Oakes

Patricia McNeeley

Charles Bufford Sutton

Mary Jolley

Next Months Forecast

Replace AMR meters & ERTs as needed

Do water & sewer taps & graves

Repair Grinder pumps

Test Backflows

Work with Ironwood Const. on force main sewer line

Work on City Cemetery removing trees preparing areas for fill, when can

2020-2021 Building Permits

	County	County	City	City	City & County	City & County	Land Disturbance		Plan	House		
	Residential	Commercial	Residential	Commmercial	Plumbing	Mechanical	Permits	Sign	Review	Moving	County Fees Paid	City Fees Paid
July	28	0	13	3	34	27	5	0	1	0	\$25,008.00	\$10,453.00
August	29	0	32	3	59	38	3	1	0	0	\$26,566.50	\$24,631.00
September	39	0	10	4	44	44	4	0	0	0	\$37,570.50	\$11,856.50
October	34	1	19	4	49	31	4	0	0	0	\$35,569.50	\$16,981.00
November	16	0	8	7	25	34	2	0	1	0	\$16,159.00	\$10,912.00
December	13	1	9	3	20	7	1	0	0	0	\$16,007.00	\$6,112.00
January	26	0	15	3	35	22	4	0	2	0	\$24,237.50	\$13,145.50
February												
March												
April												
May												
June												
Total	185	2	106	27	266	203	23	1	4	0	\$181,118.00	\$94,091.00

Engineering Projects Report February, 2021

Project	Current Status	Dates
TDOT 127 South Utility Relocation	TDOT has contracted with Engineers to redesign the portion of the project containing the Homestead Triangle into a stand alone project in english units.	
TDOT 127 North Utility Relocation Section 1	All final utility plans and information have been submitted to TDOT and we are awaiting construction. Bids will be submitted on February 5th.	TDOT Bid Letting February 5, 2021
TDOT 127 North Utility Relocation Section 4 (Fentress Cumberland County Line)	All final utility plans and information have been submitted to TDOT and we are awaiting construction.	Bid Letting June 18, 2021
TDOT 127 North Utility Relocation Section 2	The Engineer has begun the preliminary design and the City has received the signed contract with TDOT.	
TDOT 127 North Utility Relocation Section 3	The Engineer has begun the preliminary design and the City has received the signed contract with TDOT.	
Northwest Connector Phase 3	The bid letting has been moved to March 26 because of a ROW revision for one of the acquisitions. If the acquisition process for this tract takes very long, the bid letting could be moved to May 7. We have two additional corrected acquisition documents to be signed.	Bid Letting March 25
Northwest Connector Phase 2	The appraisals are finished and the review appraisals are currently in progress. No utility easements will be required.	Bid Letting 2023
Downtown Sidewalks	The plans have been submitted to TDOT for review. Many of the comments have been received from the different TDOT Departments. A meeting has been scheduled with VEC to discuss the street lighting.	Award Bid March 2021
Old Lantana Road, County Seat and Southbend Waterline Replacement	The City has reviewed the plans and the Engineer is revising the plans. A construction start date will be established once the easements are acquired.	
Bridges for Trails at Meadow Park	The Street Department has completed the concrete work. The Engineering Department is working with MTNG on changing the bridge to a steel or aluminum bridge.	
Quail Hollow Court	The Exhibit "A" document required for the sale of the property will be updated when the Airport Layout Plan is updated during this year.	
Main Street and Lantana Traffic Signal Replacement	This project is very close to being bid. The TDOT Project Manager has requested approval for the construction funds.	
Fourth Street and West Avenue Traffic Signal Replacement	The Engineer is addressing the comments from the TDOT review. A utility coordination meeting is forthcoming. This project has low priorities because the City will not have STP funds to fund construction for three to five years.	
Meadow Park Water Filtration Plant Sewer Project	The Engineer has started developing easement documents for this project.	Schedule will be forthcoming
Raw Water Study (Meadow Park Lake Expansion)	The gathering of data for the Archeological Study is complete and the Environmental Study initial data gathering is complete. The Environmental Firms are in the process of documenting the initial findings. City staff is working to obtain a "Right of Entry" form from Sequatchie LLC so that the Environmental report can be submitted to TDEC. BDY has been authorized by the City to proceed with an Eagle Report for US Fish and Wildlife.	
Airport Obstruction Removal	City Engineering Staff is working on easements for the tree topping portion of this project. A grant for the appraisals for the easements is on the agenda.	
Catoosa 127 North Water Tank	The foundations are complete and all of the steel has been delivered to the site.	
Underwood Street Sidewalk	Acquisition documents have been turned over to the City Attorney so that City Staff can negotiate the acquisitions.	
Tulip Drive Sewer Installation	The plans are complete and the City is awaiting the payment of the fees.	
Airport ALP	The City has received a draft copy of the Exhibit A (Airport property and funding map).	
Meadow Park Water Filtration Master Meters	The City issued a "Notice to Proceed" and the "Construction Start Date" is set for March 1st.	Contract Completion August 28, 2021
Industrial Blvd and Highway 127 Intersection Waterline Rehab	Community Development Partners has requested more industry growth information and they are looking at other grant opportunities.	
Miller Avenue Sewer Force main Replacement	The Miller Avenue road bore has been completed. Testing and final tie-ins are all of the construction work that remains.	
Deer Creek Sewer	City staff and a member of the HOA are developing a solution.	
Tansi Sewer	The HOA's Engineer has almost completed their sewer plan. The City has hired the same engineer to design the City's portion of the work.	
Genesis North Sewer Pump Station	The Contractor has completed the pump upgrades. Fence installation is all that remains.	
TDOT SR 1 Highway 70 (Sparta Highway) Utility Relocation	The Engineer is developing the utility relocation plan.	Bid Letting December 10, 2021
TDOT SR 24 Highway 70 North Utility Relocation	TDOT is developing the plans and the City has not been notified to start the utility relocation process. This project will have complete road closure.	
TDOT SR 282 Dunbar Culvert Replacements Utility Relocation	TDOT is developing plans to replace two culverts on Dunbar Road with large concrete box culverts. It has been determined that the City will not require relocation before the culverts are replaced but the sewer line will require monitoring while the construction is in progress.	
CoLinX Fire Pump and Tank System	The City started paying for the utilities for the tank and fire system in June. The equipment for the upgrades will be delivered this month and CoLinX officials tell us that they hope to have this project completed by the end of March. When the upgrades have been completed the City will demolish the pump building and contract out the demolition of the tank.	
2021 CDBG	The Engineer has issued a set of draft plans and the City is reviewing the plans. The lines between Fourth Street and West Adams street are in the process of being televised.	
Carson Lane Water Line Extension	The fees have been paid and the plans have been approved by TDEC.	
Private Developments		
The Gardens Phase 8 Plat 3	The Preliminary Plat has been approve by the Planning Commission. The Developer is installing the water main.	

