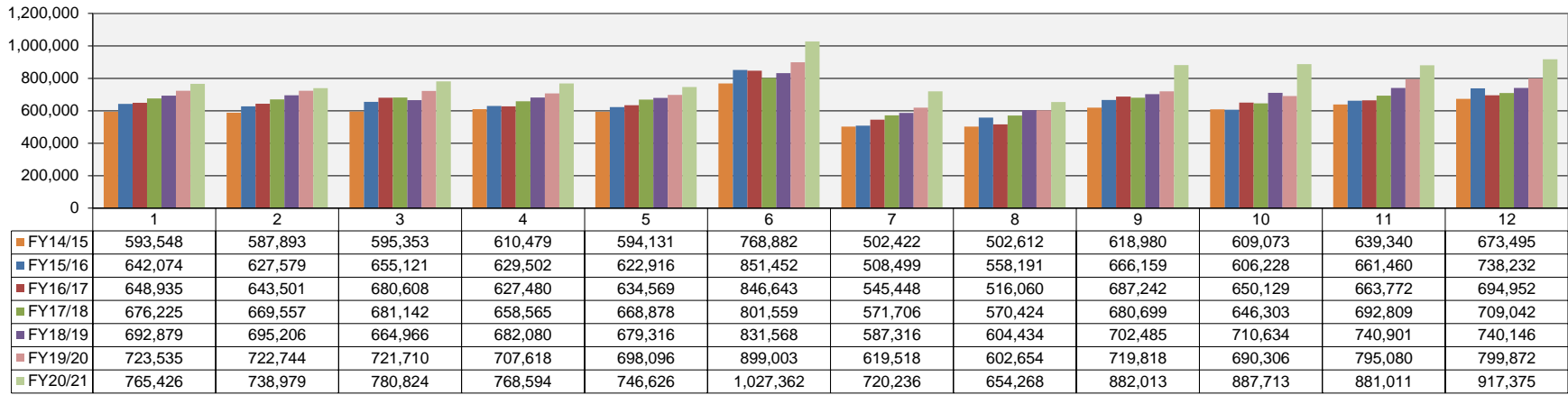
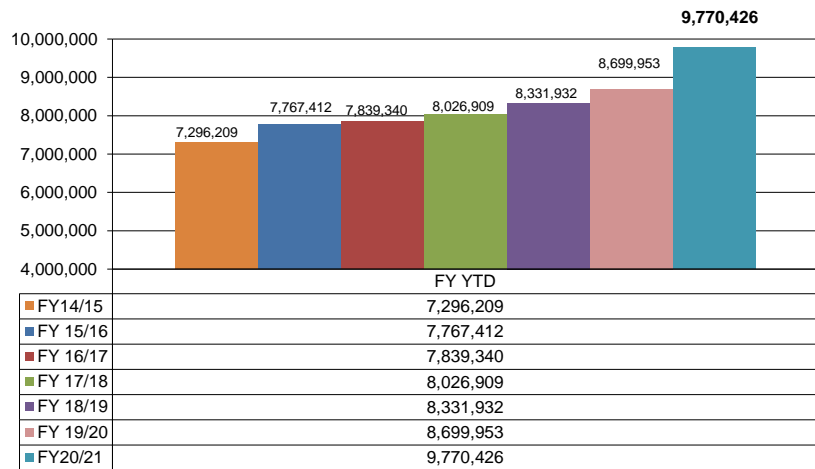


Sales Tax



Sales Tax Revenue Year-to-Date



*COLLECTIONS IN THE CITY OF CROSSVILLE

State of TN Cost of Administration 1.125% \$ 1,859,411.51
 Net Collections (sent to Trustee's office) \$ 20,918.38
 \$ 1,838,493.13

Local Option Out of State Distribution \$ 14,788.97

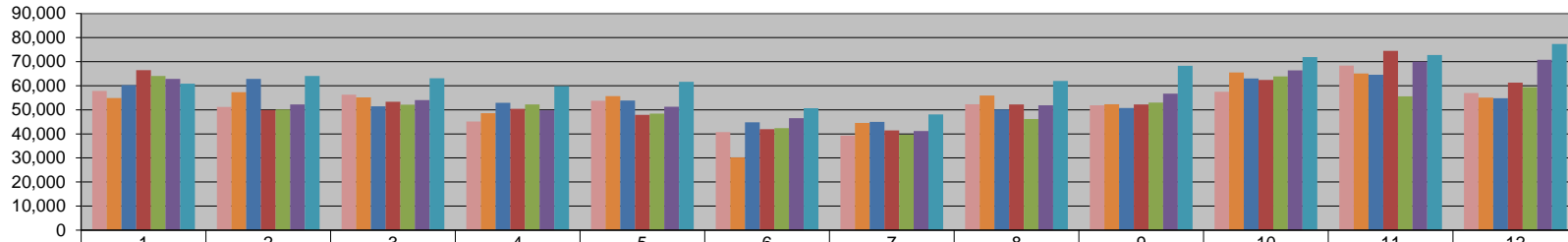
Trustee of Cumberland County 1% \$ 18,532.82
 Net To Be Distributed \$ 1,762,022.89

CITY OF CROSSVILLE SPLIT

Check to City of Crossville \$ 917,374.64
 Check to Cumberland County Board of Education \$ 917,374.64

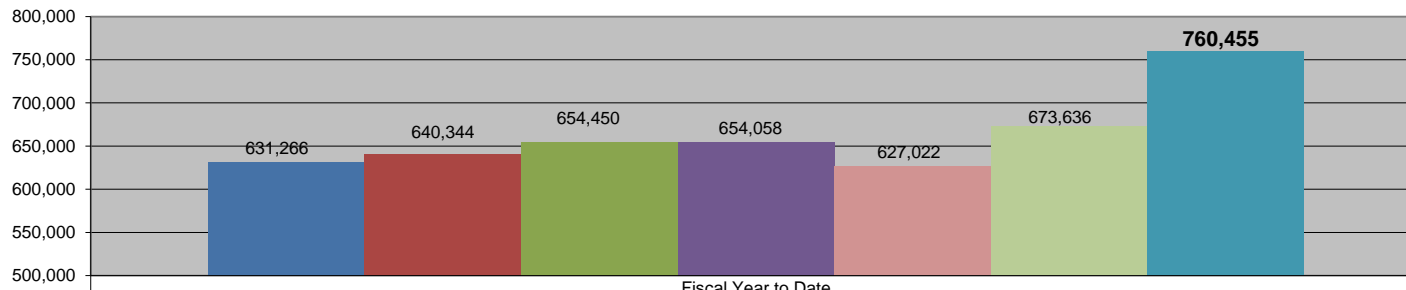
*Totals reported in August, but actually collected in June

Wholesale Beer Tax



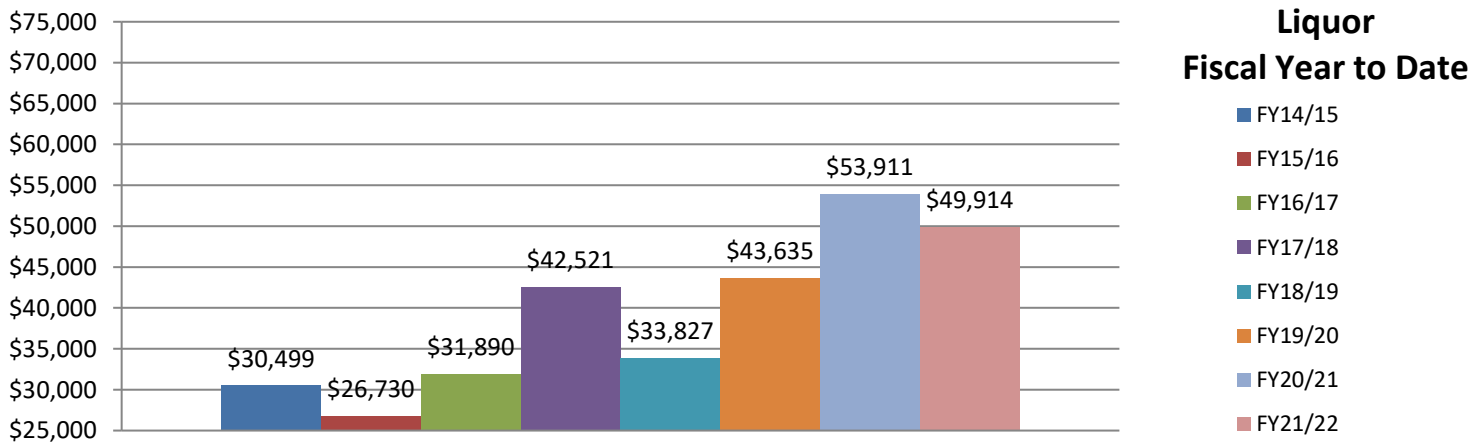
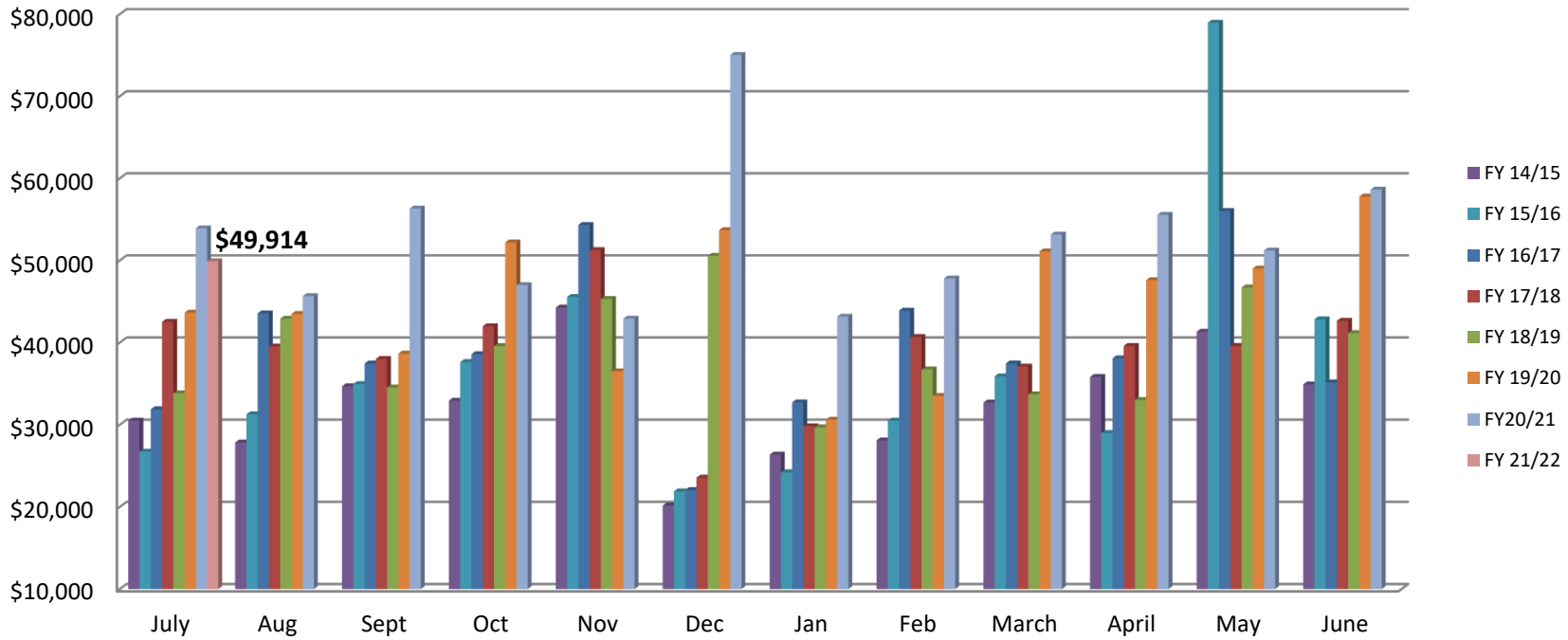
	1	2	3	4	5	6	7	8	9	10	11	12
FY14/15	57,800	51,195	56,278	45,133	53,740	40,764	39,308	52,266	51,887	57,530	68,355	57,009
FY15/16	54,939	57,328	55,181	48,596	55,690	30,239	44,517	55,910	52,279	65,528	65,097	55,042
FY16/17	60,282	62,877	51,474	52,906	53,833	44,802	44,940	50,184	50,728	63,011	64,565	54,849
FY17/18	66,488	49,858	53,345	50,387	47,876	41,990	41,453	52,248	52,251	62,422	74,463	61,278
FY18/19	64,053	50,161	52,165	52,199	48,430	42,358	39,651	46,167	52,963	63,881	55,577	59,418
FY19/20	62,827	52,249	54,046	49,788	51,283	46,487	41,202	51,919	56,731	66,366	69,966	70,772
FY20/21	60,878	64,066	63,062	59,813	61,609	50,680	48,047	61,971	68,311	71,864	72,778	77,377

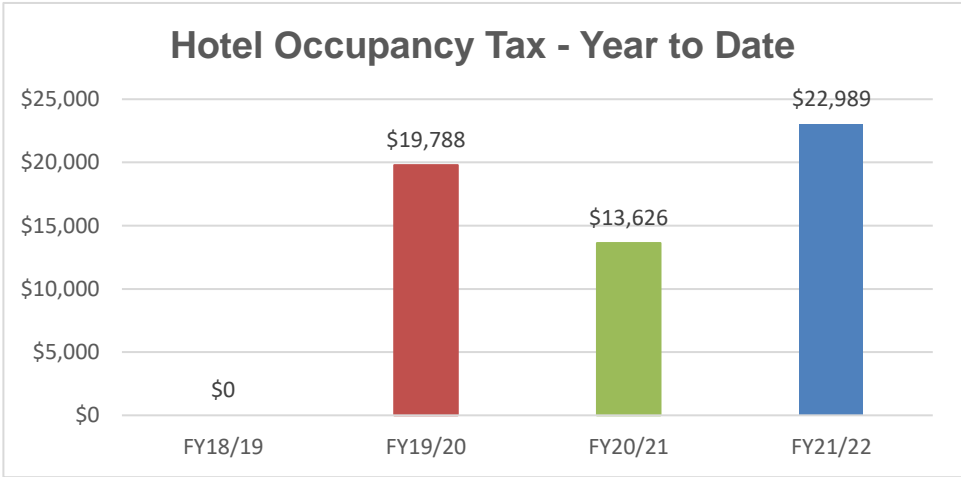
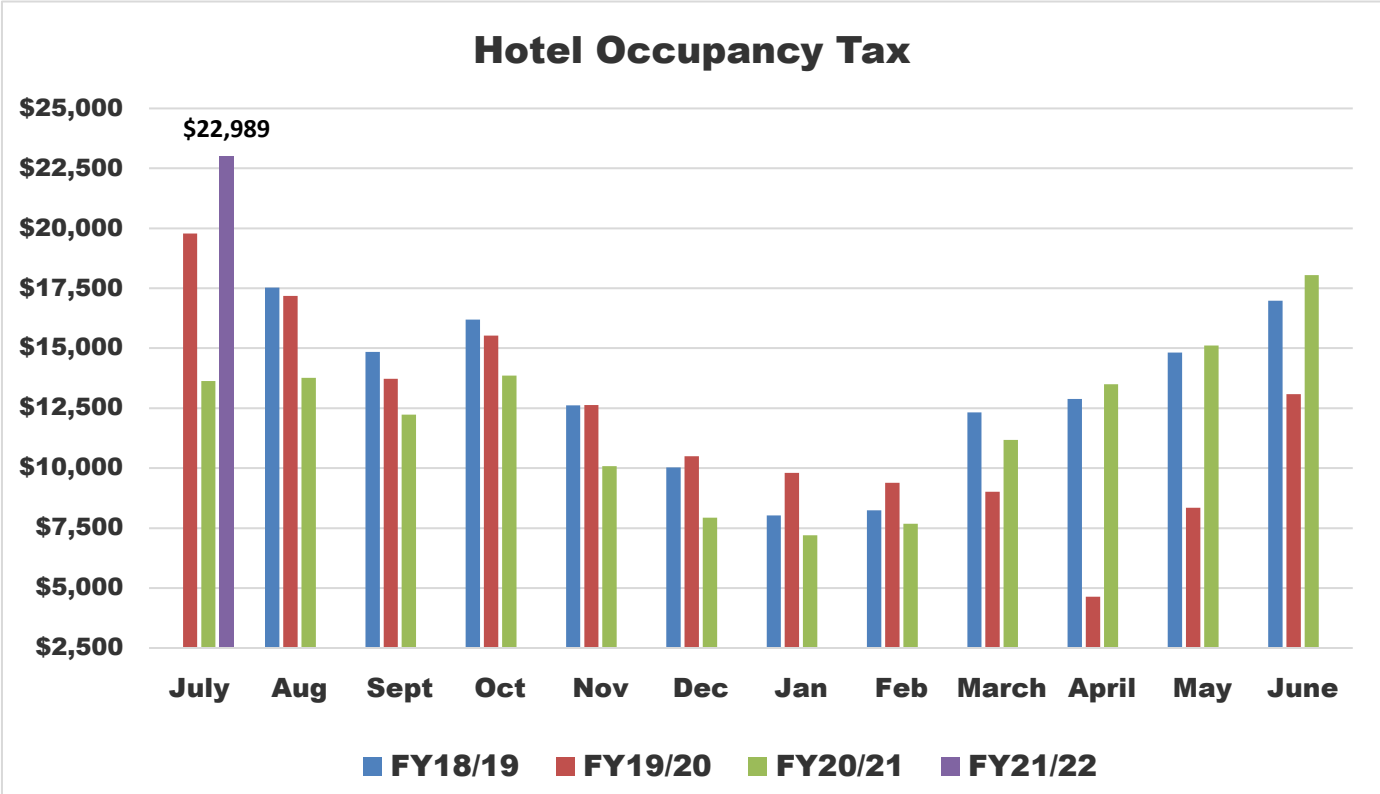
Wholesale Beer Tax Revenue Year To Date



	Fiscal Year to Date
FY 14/15	631,266
FY 15/16	640,344
FY 16/17	654,450
FY 17/18	654,058
FY 18/19	627,022
FY 19/20	673,636
FY20/21	760,455

Liquor Income







CROSSVILLE POLICE DEPARTMENT

STAT COMPARISONS

AUG 2021 TOTAL CALLS - 1,233

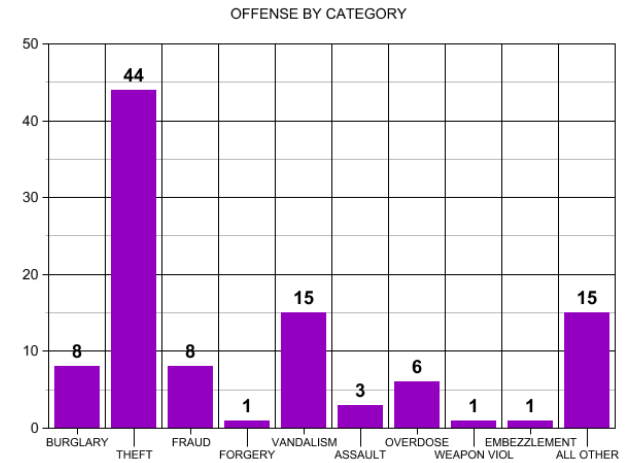
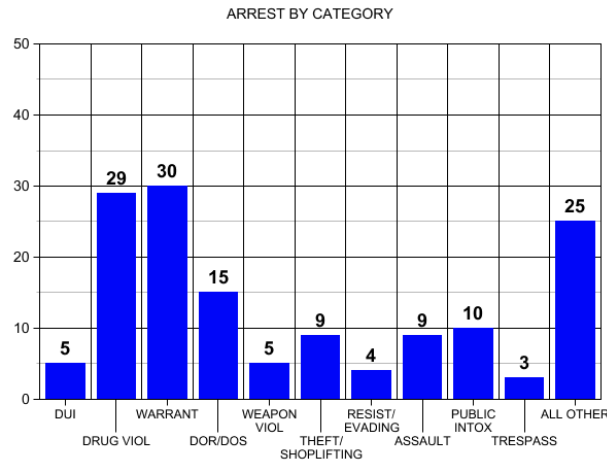
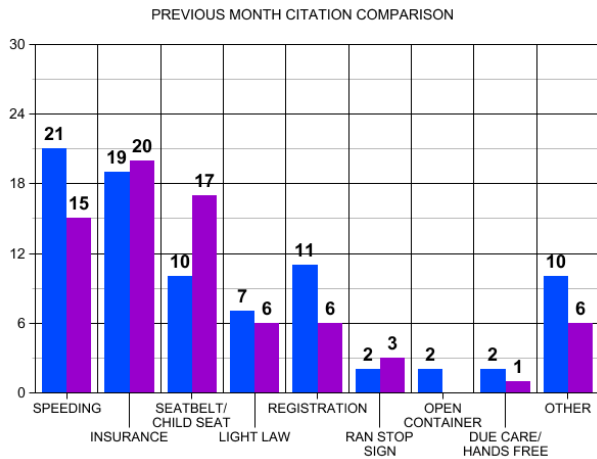
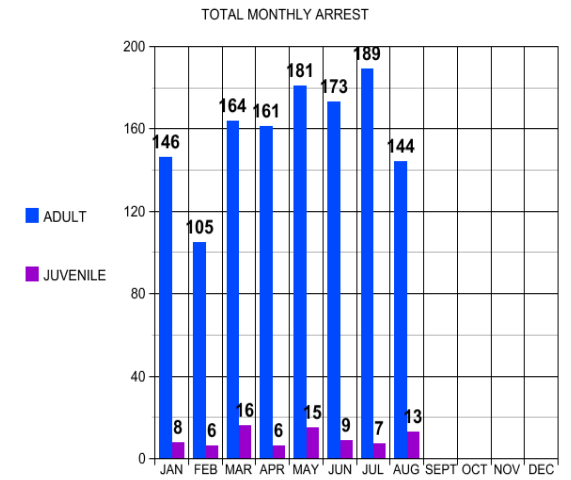
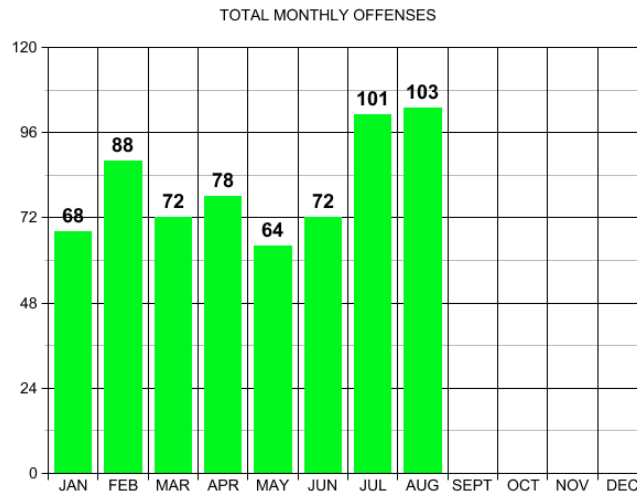
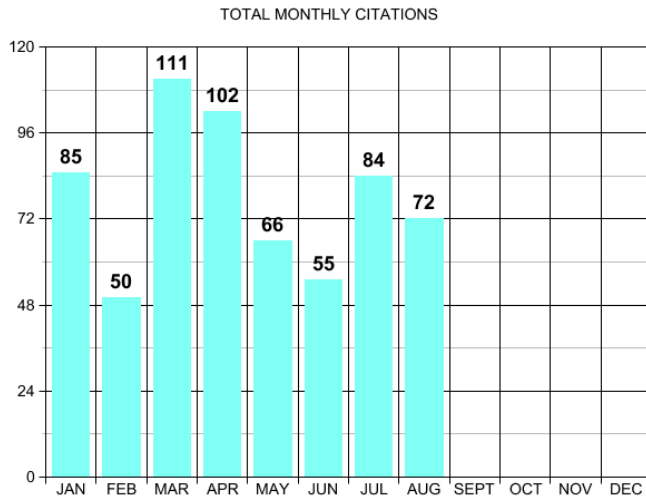
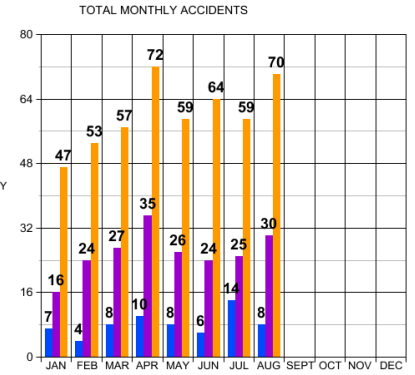
JULY 3,081 YEAR TO DATE - 16,132

SPECIAL EVENTS

CAR SHOW

RED CROSS BLOOD DRIVE

FRIDAY AT CROSSROADS



Crossville Fire Dept.

Crossville, TN

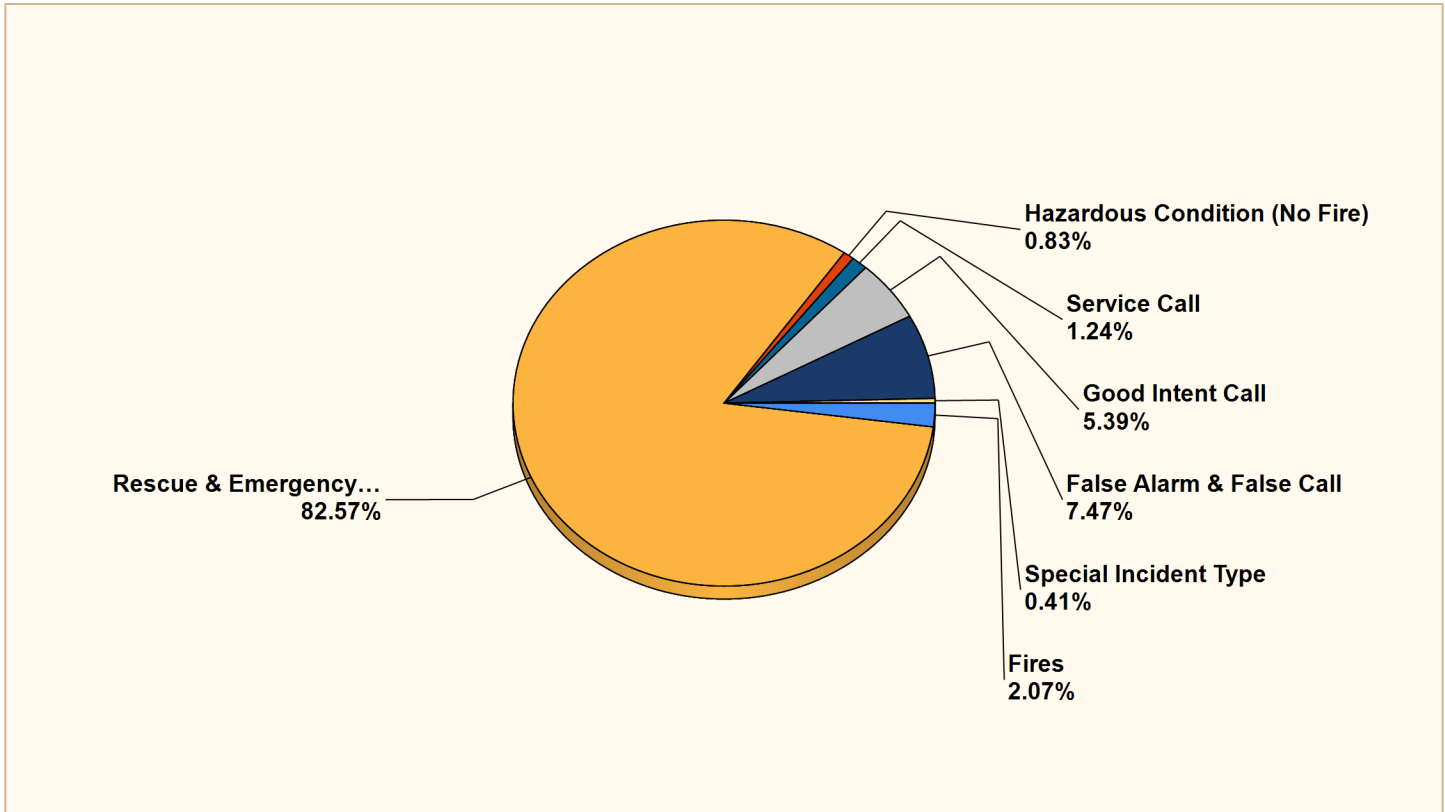
This report was generated on 9/9/2021 7:53:01 AM

CROSSVILLE



Breakdown by Major Incident Types for Date Range

Zone(s): All Zones | Start Date: 08/01/2021 | End Date: 08/31/2021



MAJOR INCIDENT TYPE	# INCIDENTS	% of TOTAL
Fires	5	2.07%
Rescue & Emergency Medical Service	199	82.57%
Hazardous Condition (No Fire)	2	0.83%
Service Call	3	1.24%
Good Intent Call	13	5.39%
False Alarm & False Call	18	7.47%
Special Incident Type	1	0.41%
TOTAL	241	100%

Total burn permits issued for August 2021: 131

Only REVIEWED and/or LOCKED IMPORTED incidents are included. Summary results for a major incident type are not displayed if the count is zero.



Detailed Breakdown by Incident Type

INCIDENT TYPE	# INCIDENTS	% of TOTAL
112 - Fires in structure other than in a building	1	0.41%
113 - Cooking fire, confined to container	1	0.41%
131 - Passenger vehicle fire	1	0.41%
150 - Outside rubbish fire, other	1	0.41%
151 - Outside rubbish, trash or waste fire	1	0.41%
311 - Medical assist, assist EMS crew	1	0.41%
321 - EMS call, excluding vehicle accident with injury	177	73.44%
322 - Motor vehicle accident with injuries	17	7.05%
324 - Motor vehicle accident with no injuries.	3	1.24%
356 - High-angle rescue	1	0.41%
442 - Overheated motor	1	0.41%
461 - Building or structure weakened or collapsed	1	0.41%
550 - Public service assistance, other	1	0.41%
561 - Unauthorized burning	2	0.83%
611 - Dispatched & cancelled en route	9	3.73%
631 - Authorized controlled burning	2	0.83%
651 - Smoke scare, odor of smoke	2	0.83%
700 - False alarm or false call, other	1	0.41%
710 - Malicious, mischievous false call, other	1	0.41%
711 - Municipal alarm system, malicious false alarm	1	0.41%
735 - Alarm system sounded due to malfunction	3	1.24%
740 - Unintentional transmission of alarm, other	4	1.66%
743 - Smoke detector activation, no fire - unintentional	3	1.24%
744 - Detector activation, no fire - unintentional	1	0.41%
745 - Alarm system activation, no fire - unintentional	3	1.24%
746 - Carbon monoxide detector activation, no CO	1	0.41%
911 - Citizen complaint	1	0.41%
TOTAL INCIDENTS:	241	100%

Only REVIEWED and/or LOCKED IMPORTED incidents are included. Summary results for a major incident type are not displayed if the count is zero.



Crossville Fire Dept.

Crossville, TN

This report was generated on 9/9/2021 7:54:11 AM

CROSSVILLE



Daily Log Items per Activity Code for Date Range with Personnel

Activity Codes: MD1- Assist Other Agencies - MD1 assisting other agencies, MD1-Advanced Treatment - MD1 Advanced Treatment/Availability, MD1-Medical Direction and QA - MD1-Medical Direction, Instruction and Quality Assurance, MD1-Other activity - MD1-other activity-description in Notes, MD1-Safety and Rehab - MD1 Safety Officer and Rehab Management and 1 more | Start Date: 08/01/2021 | End Date: 08/31/2021

MD1- Assist Other Agencies - MD1 assisting other agencies

START DATE	END DATE	DURATION (hh:mm)	STATION	APPARATUS	PERSONNEL	NOTES
08/08/2021 14:30:00	08/08/2021 16:38:00	2:08	ST1 - CFD Station 1		Fox, Mark A	Assisted White County Rescue Squad with removal of a hiker who fell and fractured right lower leg.
08/08/2021 14:30:00	08/08/2021 16:38:00	2:08	ST1 - CFD Station 1		Fox, Mark A	We assisted White County Rescue Squad with extraction of an individual who fell at Scott's Gulf recreation area and fractured his right lower leg
08/08/2021 14:49:00	08/08/2021 16:37:00	1:48	ST1 - CFD Station 1		Fox, Mark A	Assisted white county rescue squad with evaluation and prehospital management of a hiker who fell and broke his right lower leg
08/21/2021 11:24:00	08/21/2021 12:25:00	1:01	ST1 - CFD Station 1		Fox, Mark A	Head-on MVC. Advanced triage/treatment. Multiple systems injuries, both patients. Aligned femur fracture, restore blood flow to foot. Both patients flown to trauma centers.
						Total Items: 4

MD1-Advanced Treatment - MD1 Advanced Treatment/Availability

START DATE	END DATE	DURATION (hh:mm)	STATION	APPARATUS	PERSONNEL	NOTES
08/03/2021 10:52:00	08/03/2021 11:12:00	0:20	ST1 - CFD Station 1		Fox, Mark A	Pedestrian struck by moving forklift. Multiple right leg areas of trauma.
						Total Items: 1

MD1-Triage - MD1 Treatment, Triage, Disposition Determination

START DATE	END DATE	DURATION (hh:mm)	STATION	APPARATUS	PERSONNEL	NOTES
08/16/2021 14:45:00	08/16/2021 15:00:00	0:15	ST1 - CFD Station 1		Fox, Mark A	Responded to an unresponsive male in the Gondola parking lot
						Total Items: 1
						Grand Total Items: 6

Displays all Daily Log Items with personnel list for DATE RANGE and ACTIVITY CODE, grouped by Activity Code



Water Loss Report

	Consumption	Water loss - flushing	Water loss - leaks	Water loss-fire fighting	Total Internal Use	Unaccounted-for Water	Pumped Water	LOSS %
2018								
January	88,114,500	1,978,358	1,272,890	60,000	3,311,248	40,696,952	132,122,700	31%
February	92,164,600	5,904	3,749,588	65,000	3,820,492	9,054,908	105,040,000	9%
March	80,217,300	34,375	1,929,024	145,000	2,108,399	29,884,501	112,210,200	27%
April	80,489,000	86,729	1,233,996	2,000	1,322,425	26,231,575	108,043,000	24%
May	83,464,600	681,483	429,676		1,111,159	33,736,841	118,312,600	29%
June	93,994,400	152,880	2,693,928		2,846,808	16,951,792	113,793,000	15%
July	92,933,800	461,753	1,124,995		1,586,748	27,013,152	121,533,700	22%
August	94,724,300	47,115	11,949,329	2,000	11,998,444	23,857,600	118,581,900	20%
September	103,519,000	423,299	1,487,856	5,100	1,916,255	5,352,745	110,788,000	5%
October	87,432,600	541,673	2,244,551	2,600	2,788,824	23,625,476	113,846,900	21%
November	90,719,700	58,772	2,161,156		2,219,928	16,188,372	109,128,000	15%
December	85,827,100	141,659	2,230,374	4,500	2,376,533	26,819,267	115,022,900	15%
2019								
January	78,615,200	45,193	1,231,332		1,276,525	37,433,475	117,325,200	32%
February	83,850,700	120,407	3,630,186		3,750,593	25,387,707	112,989,000	22%
March	79,635,900	117,534	2,566,872		2,684,226	40,751,574	123,071,700	33%
April	84,372,600	240,891	2,674,092	7,100	2,922,083	31,045,317	118,340,000	26%
May	85,946,000	163,822	4,683,636	109,500	4,956,958	45,210,942	136,113,900	33%
June	96,622,200	98,995	7,626,119	30,000	7,755,114	17,662,086	122,039,400	14%
July	104,717,400	117,626	2,750,076	4,400	2,867,702	19,618,398	127,203,500	15%
August	101,985,200	263,684	4,797,924	20,100	5,081,708	22,690,792	129,757,700	17%
September	104,149,900	222,064	3,880,278	7,300	4,109,642	16,773,458	125,033,000	13%
October	107,018,600	460,042	9,481,866	4,600	9,946,508	10,778,662	127,743,770	8%
November	102,271,900	391,315	4,385,586	9,300	4,786,201	14,637,899	121,696,000	12%
December	96,686,300	5,058	2,837,604	950	2,843,612	25,236,088	124,766,000	20%
2020								
January	95,899,500	6,628	823,986	2,450	833,064	29,235,836	125,968,400	23%
February	90,749,900	551,076	604,800		1,155,876	32,725,224	124,631,000	26%
March	84,635,300	60,841	1,827,840	300	1,888,981	47,772,019	134,296,300	36%
April	92,557,600	133,183	2,583,380	11,800	2,728,363	32,148,037	127,434,000	25%
May	92,340,000	212,101	385,560	17,665	615,326	44,614,374	137,569,700	32%
June	85,846,200	74,274	10,704,500	25,100	10,803,874	68,372,926	165,023,000	41%
July	115,477,600	446,221	1,120,603	6,800	1,573,624	28,362,876	145,414,100	20%
August	109,086,400	513,221	1,932,348	2,500	2,448,069	28,871,931	140,406,400	21%
September	100,754,500	252,799	4,889,306	2,800	5,144,905	27,742,595	133,642,000	21%
October	103,217,700	443,299	2,383,288		2,826,587	27,526,313	133,570,600	21%
November	97,787,500	341,529	4,613,397	7,200	4,962,666	27,857,934	130,608,100	21%
December	103,603,600	2,701,131	11,389,734	4,900	14,095,765	12,724,235	130,423,600	10%
2021								
January	93,463,400	22,070	7,649,781	5,800	7,677,651	27,692,849	128,833,900	21%
February	94,206,800	78,088	2,356,689		2,434,777	20,589,923	117,231,500	18%
March	94,540,400	40,343	3,181,332	50,000	3,271,675	27,561,625	125,373,700	22%
April	86,949,700	133,423	1,802,149	9,000	1,944,572	25,838,128	114,732,400	23%
May	101,064,800	44,602	11,929,620	5,730	11,979,952	14,773,648	127,818,400	12%
June	112,233,100	471,537	4,288,911	3,200	4,763,648	8,284,552	125,281,300	7%
July	107,026,900	111,999	2,235,582	15,500	2,363,081	13,768,719	123,158,700	11%
August	103,218,000	671,324	3,817,170	120,300	4,608,794	17,637,706	125,464,500	14%
September								
October								
November								
December								
TOTAL:								
6 mos	605,032,900	1,473,228	27,254,764	203,730	28,931,722	107,864,378	741,829,000	15%
12 mos	1,198,066,400	5,312,144	60,536,959	224,430	66,074,073	251,998,227	1,516,138,700	17%

Utility Maintenance

Aug-21 Monthly Report

Locations: 335

Backflows Tested: 38

Grinder Pumps Sold: 8

Preliminary Inspections: 5

Final Inspections: 6

Replacement Pumps 2

Grinder Pumps Repairs 30

<u>Meter:</u>	Turn-Ons	36
	Turn-Offs	31
	Occupant Changes	94
	Reinstates	32
	Checks, Replacement, Repair	23
	Water Taps	17
	Main Line Leaks	3
	Service Repairs	15

Total Water Loss: 1,813,322.4 gals.

Sewer Taps 10

Sewer Line Repairs 5

Graves 11

<u>Pipe Installed</u>	150' of 3/4" copper
	96' of 4" PVC
	2' of 6" PVC
	3' of 8" PVC
	78' of 1" copper
	50' of 8" HDPE
	29' of 2" PVC

Monthly Summary

Replaced approximately 19 - 3/4",
water meters due to meter or AMR malfunctioning

Read meters, Did service orders and customer complaints
Worked on and/or replaced malfunctioning meter ERTs - 4 - 60W's
Grinder pump preventative maintenance, 39 cleaned/checked
Tested 38 backflows devices
Finished replacing the sewer line at TDOT project/Dunbar Rd.
Flushed water main dead-ends
Finished water line extension on Gordon Rd.
Repaired 2 blow-off's - Dorton Rd., Castle Cir.
Worked on boring Miller Ave./70East for a new Dollar Store
Fire hydrant testing & maintenance - painting, etc.
Bored for a water service at 132 Maynard Rd. for Catoosa
Working on meter history update comparing field equipment with city account books
and checking for maintenance problems.

Water main leaks repaired:

2080 Oak St - 6" PVC
Dorton Rd. - Blowoff
2041 Taylors Chapel Rd. - 6" PVC

Water service leaks or repairs:

30 Marantha Ln. #3
645 Scarlett Dr.
254 Birchwood Dr.
147 Birchwood Dr.
3639 Lantana Rd.
406 Lantana Rd.
16 Dooley St.
817 Benttree Dr.
56 Old Jamestown Hwy.
79 Yvonne Ave #201
594 Webb Ave.
651 Genesis Rd.
128 Cardinal Loop
761 West Ave.

Water Taps:

642 Holly Tree Dr.
642 Holly Tree Dr. Irrigation
625 Holly Tree Dr.
626 Holly Tree Dr. Irrigation
2253 S. Old Mail Rd.
171 Red Oak Dr. Irrigation
348 Sparta Dr.
379 Scarlett Dr.
126 Hinch Mtn. View Rd.
32 Capitol Dr.

1897 S. Main St.
18 Capitol Dr.
20 Capitol Dr.
282 Deerfield Dr.
296 Deerfield Dr.
206 Gordon Rd.
228 Gordon Rd.

Sewer Taps

642 Holly Tree Dr.
625 Holly Tree Dr.
348 Sparta Dr.
32 Capitol Dr.
1897 S. Main St.
18 Capitol Dr.
20 Capitol Dr.
282 Deerfield Dr.
296 Deerfield Dr.

Dayton Ave. - sewer tie in tap

Sewer Line Repairs:

Crossroads Dr. - New 7-11 Store
Waterview Dr.
Cumberland County Fair Ground
229 Mayberry St.
429 Braun St.

Grinder pump finals

441 Holly Tree Dr.
28 Capitol Dr.
53 Capitol Dr.
39 Oakmont Ct.
93 Red Oak Dr.
19 Capitol Dr.

Grave Services

Jesse Brown
Lawrence Rockwell Long
James Richard Mallory
Brenda Holder
Samuel Patten
Lillie Mae Henry
Tommy Neal
Donnel Newberry
Kathryn Jarrett
James Willard Ledbetter

Next Months Forecast

Replace AMR meters & ERTs as needed

Do water & sewer taps & graves

Repair Grinder pumps & cleanings & maint. checks

Test Backflows

Bore and replace water line crossing on Genesis Rd. due to TDOT project

Finish bore Miller Ave./70 East for sewer tap for another Dollar Store

Hydrant testing and maintenance

2021-2022 Building Permits

	County	County	City	City	City & County	City & County	Land Disturbance	Plan Sign	Plan Review	Demo	House Moving	County Fees Paid	City Fees Paid
July	19	0	7	3	24	14	0	0	0	0	1	\$17,047.00	\$10,758.00
August	38	1	13	0	46	15	9	0	1	0	0	\$42,471.00	\$8,678.50
September													
October													
November													
December													
January													
February													
March													
April													
May													
June													
Total	57	1	20	3	70	29	9	0	1	0	1	\$59,518.00	\$19,436.50

Engineering Projects Report September 9, 2021

Project	Current Status	Dates
TDOT 127 South Utility Relocation	TDOT has contracted with Engineers to redesign the portion of the project containing the Homestead Triangle into a stand alone project in English units.	
TDOT 127 North Utility Relocation Section 1	This construction project was awarded to Jones Brothers, LLC February 23rd. The Contractor has started clearing and installing erosion control devices. The Utility Contractor has started digging bore pits and is waiting on the materials to be delivered.	Target Completion Date June 30, 2025
TDOT 127 North Utility Relocation Section 4 (Fentress Cumberland County Line)	All final utility plans and information have been submitted to TDOT and we are awaiting construction.	Bid Letting October 8, 2021
TDOT 127 North Utility Relocation Section 2	The Engineer has begun the preliminary design and the City has received the signed contract with TDOT.	
TDOT 127 North Utility Relocation Section 3	The Engineer has begun the preliminary design and the City has received the signed contract with TDOT.	
Northwest Connector Phase 3	The Utility contractor is waiting on material delivery and should start installation October 15th.	Total Completion Date July 21, 2023 Finish from Genesis To Stout May 31, 2022
Northwest Connector Phase 2	All appraisal work has been completed and the City has started acquiring property.	Bid Letting 2023
Downtown Sidewalks	The grant has been extended. The City is in the process of acquiring the easements.	
Old Lantana Road, County Seat and Southbend Waterline Replacement	The City has reviewed the plans and the Engineer is revising them. A construction start date will be established once the easements are acquired.	
Bridges for Trails at Meadow Park	The Street Department has completed the concrete work. The Engineering Department is working with MTNG on changing the bridge to a steel or aluminum bridge.	
Quail Hollow Court	The Exhibit "A" document required for the sale of the property will be updated when the Airport Layout Plan is updated during this year.	
Main Street and Lantana Traffic Signal Replacement	This project is ready to be bid and we are waiting to coordinate this project with the downtown sidewalk project.	
Fourth Street and West Avenue Traffic Signal Replacement	The Engineer is addressing the comments from the TDOT review. A utility coordination meeting is forthcoming. This project has low priorities because the City will not have STP funds to fund construction for three to five years.	
Meadow Park Water Filtration Plant Sewer Project	The Engineer has created the exhibits for the easements. The City is in the process of acquiring the easements.	Schedule will be forthcoming
Raw Water Study (Meadow Park Lake Expansion)	The gathering of data for the Archeological Study is complete and the Environmental Study initial data gathering is complete. The preliminary environmental documents have been forwarded to TDEC and the archeological document has been forwarded to the USACE. TDEC has started its review and will be reviewing the data with the Environmental specialist in the coming months.	
Airport Obstruction Removal	City Crews have completed the full tree removals. City staff is working on the acquisition of two avigation easements. The City has started the grant process for the tree topping portion of this project and is awaiting a contract from TDOT.	
Catoosa 127 North Water Tank	The tank is complete. Installing the fence is all that remains. The TDOT contractor will install the piping to the tank.	
Underwood Street Sidewalk	Acquisition documents have been turned over to the City Attorney so that City Staff can negotiate the acquisitions.	
Tulip Drive Sewer Installation	The plans are complete and the City is awaiting the payment of the fees.	
Airport ALP	The City has received a draft copy of the Exhibit A (Airport property and funding map). The lidar survey is scheduled for October. A contract grant amendment for a one year contract grant extension is forthcoming.	
Meadow Park Water Filtration Master Meters	Meter vaults will be delivered next week and the Contractor should finish the project by the end of the month.	Contract Completion August 28, 2021
Industrial Blvd and Highway 127 Intersection Waterline Rehab	Community Development Partners has requested more industry growth information and they are looking at other grant opportunities.	
Deer Creek Sewer	HOA of Deer Creek has renewed their sewer permit and they are discussing option for connecting to the City Sewer system.	
Tansi Sewer	The HOA has hired a contractor to perform the installation. The HOA has paid their fees. An agreement with South Cumberland Utility District is on the agenda for approval.	
TDOT SR 1 Highway 70 (Sparta Highway) Utility Relocation	The Engineer is developing the utility relocation plan.	Bid Letting December 10, 2021
TDOT SR 24 Highway 70 North Utility Relocation	The Engineer is developing the utility relocation plan. TDOT is working out clearance issues with TVA lines and this project's timeline will grow.	Bid Letting August 19, 2021
TDOT SR 282 Dunbar Culvert Replacements Utility Relocation	The City's portion of this project is complete and the TDOT Contractor only lacks cleanup and punch list items.	
CoLinx Fire Pump and Tank System	All upgrades have been completed. Capping the line to the tank is all that remains in order to disconnect the tank and the pump. CoLinx has been paid the full approved amount.	
2021 CDBG	The Contractor has completed the pipe bursting and pipe lining. Manhole rehab, internal point repairs and cleanup are the remaining items.	
Interstate Drive Water Tank (Cotton Patch) Repainting	The Contractor has completed all painting and disinfection and cleanup is all the work that remains.	
Meadow Park Dock Repair	The Contractor has been hired and will start in the next couple of weeks.	
Private Developments		
The Gardens Phase 8 Plat 3	The Final Plat has been approved by the Planning Commission. All utilities have been approved. Paving, base stone and curbing are remaining items to be completed.	
The Gardens Phase 8 Plat 4	The Final Plat has been approve by the Planning Commission. The utility plans have been approved by the City and TDEC, and the Developer has started the underground electric, water and sewer.	
Collins Place Subdivision Phase 1	The Preliminary Plat has been approved by the Planning Commission. The sewer installation is remaining.	
Meadow Creek Subdivision	The Preliminary Plat has been approved by the Planning Commission. The water plans have been approved by the City and TDEC.	
First Street Estate Subdivision	The Preliminary Plat has been approved by the Planning Commission. The sewer plans have been approved by TDEC.	
Sky View Meadow Subdivision Phase 1	The Final Plat has been approved by the Planning Commission. The sewer is installed and approved.	

Airport Committee Meeting Report from FBO: September 8, 2021

July Fuel Flow: 7677 Gallons
Avgas Fuel Flow: 3531
Jet A Fuel Flow: 4146

August Fuel Flow: 9123 gallons
Avgas: 3128 gallons
Jet A: 5995 gallons

Last August Fuel Flow: 6130 gallons
Avgas: 2627 gallons
Jet A: 3503 gallons

Fuel sales were back up in August over July and about 50% up from last August. I believe this is due to people traveling more this summer.

We flew 88 hours on the flight training aircraft in Crossville in August, which was down from July. We had additional flight instruction in non owned aircraft with our instructor hours billed at 112 for August. We continue to get new student starts every month. We changed an engine in July for overhaul on the Blue 172. The Orange 172 is has been down for 30 days due to a scheduled engine change. Due to parts availability with the Lycoming we are borrowing an engine from an aircraft we recently purchased to replace the engine that was out of time. When the overhauled engine comes in we will put it on the new 172. We plan on adding a third 172 this fall to meet the demand as a result of the high school system starting their training program. We will put new avionics in this aircraft while waiting on the engine from Lycoming.

The maintenance shop remains busy to capacity. We are brokering a nice Cherokee 6- 300HP for the owner who is based in Crossville.

We should have a contract in place with the Cumberland County School System in the next 30 days. It is in the approval process. The contract includes providing aircraft and instructors for flight training and the leaseback of a Redbird Motion Simulator to be based at the airport. The schools estimate about 1000-1200 hours per year of training. Flight training should start towards the end of the year as students get through the ground training / classroom portion of their training curriculum.

The furniture in the lobby and pilots lounge (provided by the City from a grant) looks great and we are glad to have a new gas grill for cookouts thanks to Dr. Patterson.

CITY OF CROSSVILLE
BONDS and NOTES
(SCHEDULES ATTACHED)

6 Months interest in December and May
Principal payment in May

	<u>PAY</u>	<u>INT</u>	<u>8/31/2021</u>	<u>PRINCIPAL</u>	<u>INTEREST</u>	<u>8/31/2021</u>
	<u>OUT</u>	<u>RATE</u>	<u>LOAN</u>	<u>PAYMENT</u>	<u>PAYMENT</u>	<u>LOAN</u>
			<u>BALANCE</u>			<u>BALANCE</u>
GENERAL FUND						
E-911		2024 Variable	\$ 193,000	\$ 61,000	\$ 5,800	\$ 193,000
2020 Series A1 Bonds		2037 4.00%	\$ 3,965,000	\$ 100,000	\$ 50,727	\$ 3,965,000
2020 Series B Bonds		2028 4.27%	\$ 1,915,000	\$ 270,000	\$ 12,046	\$ 1,915,000
2020 Series A2 Bonds		2037 3.00%	\$ 1,165,000	\$ 70,000	\$ 15,112	\$ 1,165,000
			<u>\$ -</u>	<u>\$ -</u>	<u>\$ -</u>	<u>\$ -</u>
<u>TOTAL (GENERAL FUND)</u>			<u>\$ 7,238,000</u>	<u>\$ 501,000</u>	<u>\$ 83,685</u>	<u>\$ 7,238,000</u>
 Water & Sewer Fund						
2020 Series C Bonds		2050 4.00%	\$ 29,360,000	\$ 545,000	\$ 703,766	\$ 29,360,000
Catoosa's Share			<u>\$ (5,715,236)</u>	<u>\$ (106,090)</u>	<u>\$ (136,995)</u>	<u>\$ (5,715,236)</u>
			\$ 23,644,764	\$ 438,910	\$ 566,771	\$ 23,644,764
2020 Sries D Bonds		2027 4.19%	\$ 1,030,000	\$ 200,000	\$ 12,140	\$ 1,030,000
			<u>\$ 24,674,764</u>	<u>\$ 638,910</u>	<u>\$ 578,911</u>	<u>\$ 24,674,764</u>
 CATOOSA						
2020 Series C Bonds		2050 4.00%	\$ 5,715,236	\$ 106,090	\$ 136,995	\$ 5,715,236
RUD Plateau tank			<u>\$ 873,173</u>	<u>\$ 15,544</u>	<u>\$ 15,428</u>	<u>\$ 873,173</u>
			<u>\$ 6,588,409</u>	<u>\$ 121,634</u>	<u>\$ 152,423</u>	<u>\$ 6,588,409</u>
<u>TOTALS (WATER & SEWER FUND)</u>			<u>\$ 31,263,173</u>	<u>\$ 760,544</u>	<u>\$ 731,334</u>	<u>\$ 31,263,173</u>
					<u>TOTAL</u>	\$ 38,501,173

