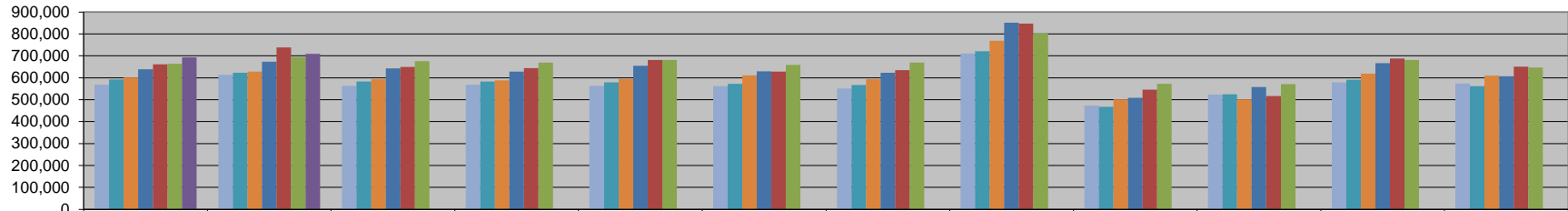
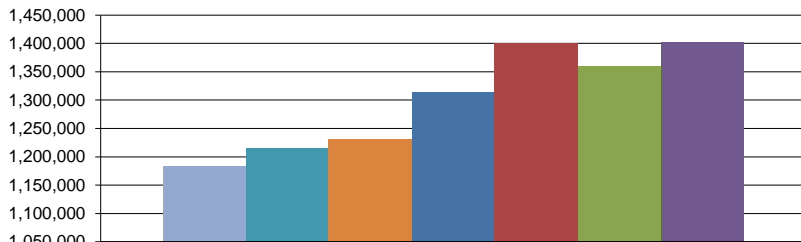


Sales Tax



	1	2	3	4	5	6	7	8	9	10	11	12
FY 12/13	568,911	613,425	563,223	567,870	563,266	562,049	550,910	710,120	472,502	523,568	579,342	574,079
FY 13/14	592,201	622,250	583,383	583,302	578,810	571,889	566,907	720,995	468,129	524,484	590,302	562,391
FY 14/15	601,996	627,721	593,548	587,893	595,353	610,479	594,131	768,882	502,422	502,612	618,980	609,073
FY 15/16	639,340	673,495	642,074	627,579	655,121	629,502	622,916	851,452	508,499	558,191	666,159	606,228
FY 16/17	661,460	738,232	648,935	643,501	680,608	627,480	634,569	846,643	545,448	516,060	687,242	650,129
FY 17/18	663,772	694,952	676,225	669,557	681,142	658,565	668,878	801,559	571,706	570,424	680,699	646,303
FY 18/19	692,809	709,202										

Sales Tax Revenue



	FY YTD
FY 12/13	1,182,336
FY 13/14	1,214,452
FY 14/15	1,229,717
FY 15/16	1,312,834
FY 16/17	1,399,691
FY 17/18	1,358,724
FY 18/19	1,402,011

***COLLECTIONS IN THE CITY OF CROSSVILLE**

State of TN Cost of Administration	1.125%	1,448,705.56
Net Collections (sent to trustee's office)		15,974.08
		1,432,731.48

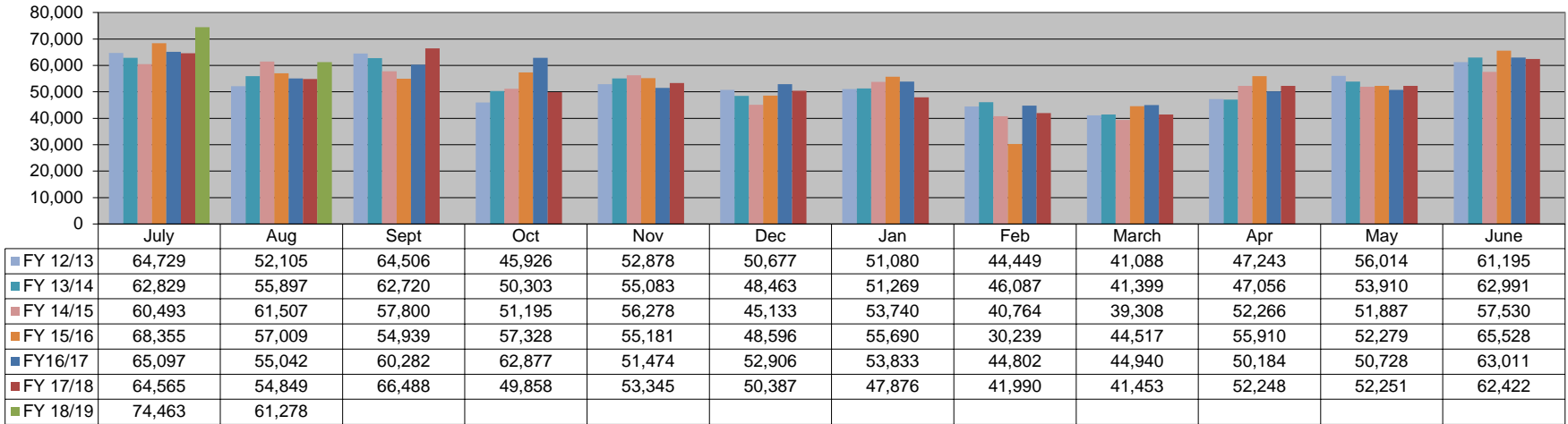
Trustee of Cumberland County	1%	14,327.31
Net To Be Distributed		1,418,404.17

CITY OF CROSSVILLE SPLIT

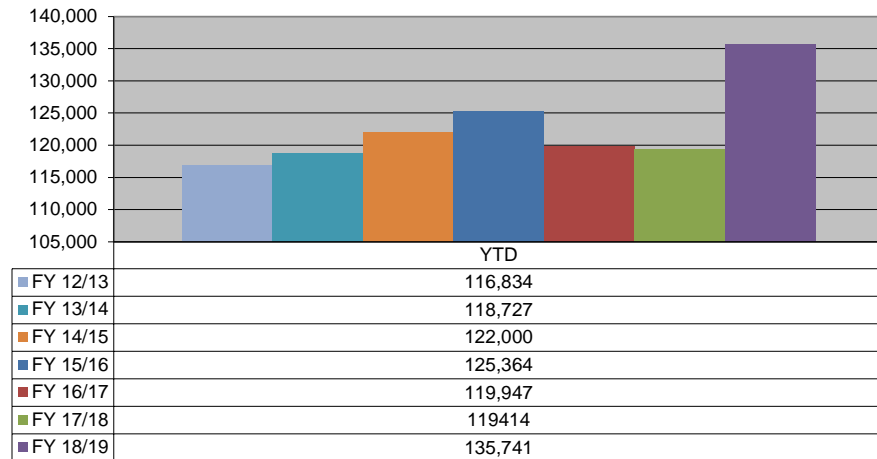
Check to City of Crossville	\$709,202.08
Check to Cumberland County Board of Education	\$709,202.08

*Totals reported in August, but actually collected in June

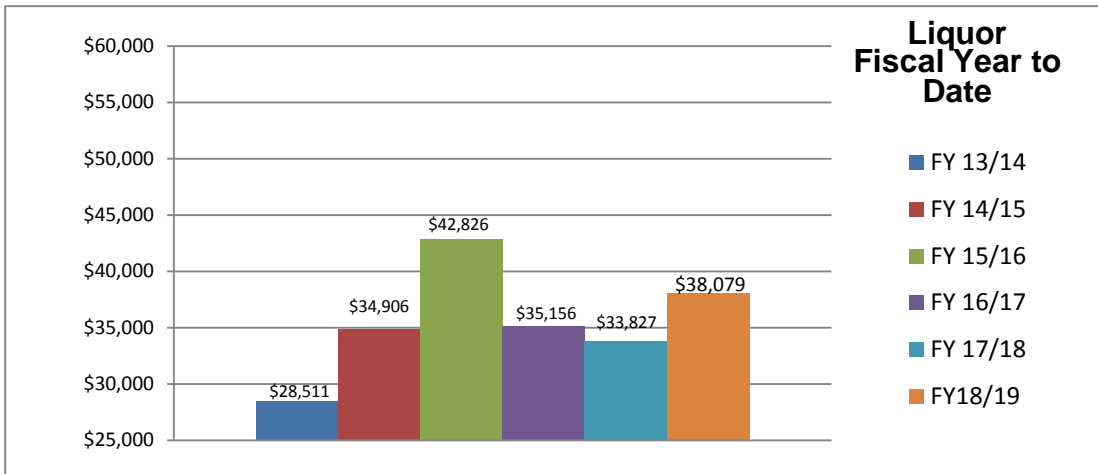
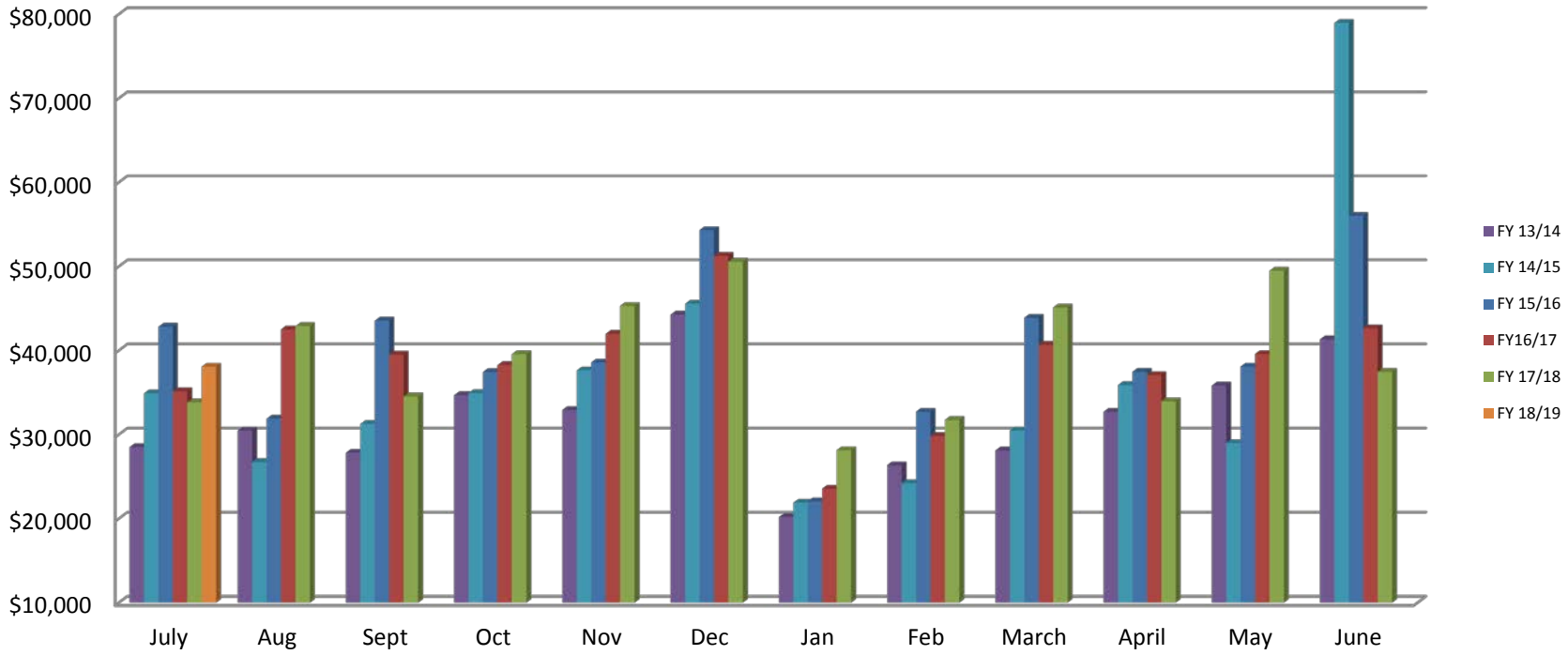
Wholesale Beer Tax



Wholesale Beer Tax Revenue



Liquor Income



Crossville Police Department
Monthly Stats

August 2018						
	TOTAL		TOTAL		TOTAL	
CITATIONS		OFFENSES		ARRESTS		
No DL	1	Burglary	4	Assault	4	
Ran Stop Sign	4	Vandalism	5	Criminal Trespassing	1	
Ran Traffic Light	3	Shoplifting	9	Vandalism	1	
Child Restraint Viol.	2	Theft from vehicle	3	Disorderly Conduct	2	
Improper use of lane	2	Theft of Vehicle Parts	5	DOR/DOS	22	
Open Beer	2	Theft from building	9	DUI	4	
Seatbelt Violation	4	Theft all other	4	Viol. Implied Consent	1	A
Speeding	6	Intimidation	1	Drug Violation	11	U
Insurance Violation	20	Fraud	12	Drug Equipment	5	G
Registration Viol.	22	Forgery	1	Public Intoxication	9	U
Light Law Violation	10	Child Pornography	2	Shoplifting	12	S
Failure to Yield	3	Embezzlement	1	Domestic Assault	7	T
Window Tint Viol.	1	Sexual Assault	2	Warrant	25	
Littering	1	Vehicle Theft	3	Criminal Impersonation	4	2
Animal running at large	1	Counterfeit	2	Resisting/Evading	4	O
Special Warnings	0	TOTAL	63	Burglary	4	1
TOTAL	82	WARNINGS	3	TOTAL	116	8
JUV CITATIONS		JUV ARRESTS		PARKING TICKETS		
Speeding	1	Assault	4	TOTAL	0	
Seatbelt Violation	1	Criminal Trespassing	1	ACCIDENTS		
Registration Violation	1	Public Intoxication	1	with injury	14	
Insurance Violation	1	Indecent Exposure	1	without injury	26	
		Intimidation	1	minor	59	
TOTAL	4	TOTAL	8	TOTAL	99	

* Provided road closure and security for Crossroads and Dash in the Dark.
 * August 14th The Police Department participated in the Lip Sync Challenge from the Sheriff's Department.
 * Provided road closure and security for Cruise In and a K9 demonstration in Fairfield Glade.
 *Ptl. Hunicutt attended Evidence School in Gatlinburg August 27th & 28th.
 *Officers provided security and crowd control for the Cumberland County Fair August 25-September 2.
 * Ptl. South graduated from K9 school in North Carolina.

CROSSVILLE FIRE DEPARTMENT

Monthly Statistics Report

	A	B	C	D	E	F	G	
1	MONTHLY FIRE REPORT						Aug-18	RCS
2								
3	RESPONSES		INSPECTIONS		Public Education			
4	Structure fires	2			Church Events			
5	Vehicle fires	1	Construction		Fire Lectures			
6	Vehicle accidents	22	Final		Department Tours			
7	First Responder with transport by CCEMS		Complaints		School Events			
8	First Responder without transport		Home safety		Static Displays	6		
9	Hazardous Conditions	3			Extinguisher training			
10	False calls	15			CPR Training			
11	Service calls	2						
12	Brush/trash fires	5						
13	Smoke scare	6	TOTAL					
14	Cooking Fire	1						
15	Technical Rescue	1	Training					
16			Specialized	3				
17			Seminars	1				
18			In-service					
19	TOTAL		TOTAL		TOTAL			
20			TOTAL					
21	Fire Loss dollar value				Burning Permits		320	
22	Structure fire loss	140,000	Arson Management		issued			
23	Vehicle fire loss	0	Fire Investigations	2	OTHER ACTIVITY			
24	other fire loss		Explosives/bomb	0				
25			Arsons/Suspicious	0				
26			Arrests	0	TOTAL			
27	TOTAL		TOTAL					
28	Aug 1- Lt.Worsham and FF Mangas attended TN Fire Educators Conference							
29	Aug 7- Chief South attended LEPC							
30	Aug 15-16- hosted EMS HAZMAT class							
31	Aug 17-18 hosted Intro to FD pumps							
32	Aug 21- Incident Command Training							
33	Aug 27-Sept 1 Fire Education display at Cumb Co Fair							
34								
35								

	CONSUMPTION	Water loss - flushing	Water loss - leaks	Water loss-fire fighting	Total Internal Use	Unaccounted for water	PUMPED WATER	LOSS %
2017								
January	83,687,800	58,879	7,391,568		7,450,447	22,355,353	113,493,600	20%
February	83,480,000	105,600	4,323,834		4,429,434	9,052,566	96,962,000	9%
March	79,536,700	1,351,950	1,371,660	100,000	2,823,610	23,253,990	105,614,300	22%
April	76,775,800	26,783	1,345,596		1,372,379	25,715,821	103,864,000	25%
May	85,100,900	99,772	1,483,561		1,583,333	27,138,067	113,822,300	24%
June	90,267,900	75,354	2,343,306		2,418,660	18,538,440	111,225,000	17%
July	91,853,400	228,601	2,744,082		2,972,683	22,784,217	117,610,300	19%
August	93,523,500	234,809	1,106,208		1,341,017	19,341,384	114,205,900	17%
September	94,805,400	350,039	1,232,926		1,582,965	9,649,635	106,038,000	9%
October	86,593,500	342,257	967,770		1,310,027	21,769,973	109,673,500	20%
November	90,371,300	241,890	1,700,320		1,942,210	12,341,490	104,655,000	12%
December	84,109,700	644,848	2,215,173		2,860,021	21,702,979	108,672,700	20%
TOTAL	1,040,105,900	3,760,781	28,226,005	100,000	32,086,786	233,643,915	1,305,836,600	18%
2018								
January	88,114,500	1,978,358	1,272,890	60,000	3,311,248	40,696,952	132,122,700	31%
February	92,164,600	5,904	3,749,588	65,000	3,820,492	9,054,908	105,040,000	9%
March	80,217,300	34,375	1,929,024	145,000	2,108,399	29,884,501	112,210,200	27%
April	80,489,000	86,729	1,233,996	2,000	1,322,425	26,231,575	108,043,000	24%
May	83,464,600	681,483	429,676		1,111,159	33,736,841	118,312,600	29%
June	93,994,400	152,880	2,693,928		2,846,808	16,951,792	113,793,000	15%
July	92,933,800	461,753	1,124,995		1,586,748	27,013,152	121,533,700	22%
August	94,724,300	47,115	11,949,329	2,000	11,998,444	23,857,600	118,581,900	20%
September								
October								
November								
December								
TOTAL								
6 mos	525,823,400	1,464,335	19,360,948	149,000	20,973,983	157,675,461	692,474,400	23%
12 mos	1,061,982,400	5,027,630	30,499,615	274,000	35,800,945	272,891,399	1,358,676,300	20%

2018-2019 Building Permits

	County	City-Res	City-Comm	City & County Plumbing	Land Disturbance Permits	City & County Mechanical	Sign	House Moving	County Comm	County Fees Paid	City Fees Paid
July	19	12	7	30	2	10			3	\$22,862.50	\$18,040.50
August	16	13	4	31	7	23			0	\$16,053.50	\$12,455.50
September											
October											
November											
December											
January											
February											
March											
April											
May											
June											
Total	35	25	11	61	9	33	0	0	3	\$38,916.00	\$30,496.00

Engineering Projects Report September 6, 2018

Project	Current Status	Dates
127 South Utility Relocation	(No Change)The TDOT bid letting has been placed on hold by the Commissioner of TDOT.	
Safe Routes to Schools Grant	(No Change) We are waiting on the Federal Highway Administration to approve the closing documents for the project. The Construction is complete but the grant is open until FHWA signs off on the completion.	Completion is Forthcoming
Northwest Connector Phase 3	(No Change)The Acquisitioner is acquiring property again.	Bid Letting December 2018
Northwest Connector Phase 2	(No Change)TDOT is starting the environmental phase. The City has not been released for acquisition or draft utility relocation design.	Bid Letting December 2018
Downtown Sidewalks	(No Change) The City has been notified of the award of the Transportation Alternatives Program 80/20 grant. An update for the lighting will be forthcoming.	Award Bid February 2020
Brookhaven Subdivision and Highland Lane Waterline Upgrade	Final review plans have been submitted to the City.	Construction Start Fall 2018
Old Lantana Road, County Seat and Southbend Waterline Replacement	Final review plans have been submitted to the City.	Construction Start Fall 2018
Bridges for Trails at Meadow Park	The City has cleared the route for the bridge and located the underground rock. The Engineer will have 80% plans ready for review next week.	
Quail Hollow Court	(No Change) TDOT has made the stand that the Exhibit "A" document for the airport must be updated before any property is sold. City Staff is working to acquire TDOT information for the pricing of the exhibit "A" from a registered surveyor.	
Site Development Grant	The change order was approved by the State and Signatures are being acquired. The project is on schedule.	Project Finished November 2018
2017 Water Treatment Plant Upgrades	Two of the four sludge collection units have been installed at the Holiday plant. The manufacturing of this equipment has extended the time for this project. The contracted completion date is May 26. A final walk through has not been performed at this time.	Construction Complete August 2018
Main Street and Lantana Traffic Signal Replacement	Final plans have been submitted to TDOT for approval.	Bid Award October 2019
Fourth Street and West Avenue Traffic Signal Replacement	(No Change)TDOT has written an approval letter on the NEPA document and we are awaiting a notice to move forward with the design.	Bid Award September 2019
Airport Pavement Rehabilitating	The City Council approved the bid this week and a construction meeting is scheduled for September 3rd.	Construction Complete Mid Winter 2018
2017 Sewer Rehab	The Contractor is working in the frog level area of Fourth street and is progressing toward Tenth Street. The completion date for this project will change due to the Contractor not being able to start in early spring because of the I&I in the lines.	Construction Complete September 1, 2018
Meadow Park Water Filtration Plant Sewer Project	The plans are 95% complete and a plans review meeting is forth coming. City staff has gathering information on the school pumps and the flows leaving the sediment basins. Many easements will be required and it is doubtful if construction can start this calendar year. A decision on the funding source is required before moving forward with easement acquisition.	Schedule will be forthcoming
Raw Water Study	(No Change)The City is providing the Engineer with mapping and survey information. A request to the Army Corp for previous documentation has been submitted.	
2017 Wastewater Treatment Plant Improvements	The curtain is installed in the basin and the bypass pumping and valve installation at the headworks is complete. A portion of the piping has been completed at the basins with the valve installation and the pipe supports remaining. The sludge from the basins is drying on the pad and City staff is looking at disposal options.	Construction Completion September 18
Garrison Park	The Contractor is moving forward at a really good pace with the excavation work.	Schedule will be forthcoming
Landfill Testing	The results from the June sampling event were acceptable levels.	
Meadow Park Pavilion	The bid for the building package will be advertised in September.	
Airport Tree Removal	The City is working on contracting a survey for the location of the trees penetrating the flight zones.	
Private Developments		
The Gardens Phase 8 Subdivision Plat 1	(No Change) All utilities are installed and accepted. The road has not been constructed.	
Waverley Place and Tree House Plantations Subdivision	(No Change) Water and sewer plans have been submitted to TDEC.	
Panther Valley Subdivision	(No Change) All utilities are installed and accepted. Construction of the road has not been completed.	
Crossroad Village Subdivision Phase 4	Testing is complete on the waterline on Deerfield Drive and the City has accepted the installation. Road construction has not started on White Tail Run. The water line has been tested on White Tail Run and been accepted.	
Blackberry Ridge Phase 2	(No Change) All utilities are installed and accepted. Construction of the road has not been completed.	

**CITY OF CROSSVILLE
DEBT**

	<u>END DATE</u>	<u>INT RATE</u>	<u>8/31/2018 LOAN BALANCE</u>	<u>PRINCIPAL PAYMENT</u>	<u>INTEREST PAYMENT</u>
GENERAL FUND					
LOC- Radio System	2028	1.27%	\$ 932,000	\$ 134,000	\$ 20,574
E-911	2024	1.27%	\$ 370,000	\$ 56,000	\$ 7,500
Series A Bonds	2037	3.18%	\$ 4,040,000	\$ 25,000	\$ 123,444
Series B Bonds	2028	2.67%	\$ 2,605,000	\$ 210,000	\$ 72,231
			\$ -		
			<u>\$ 7,947,000</u>	<u>\$ 425,000</u>	<u>\$ 223,749</u>

Water & Sewer Fund

23008 TMBF Refund 3 RUD Loans 2014	2034	1.27%	\$ 3,363,448	\$ 172,360	\$ 53,308
23009 SRF 12-116 Downtown Waterline	2035	1.87%	\$ 1,411,489	\$ 65,832	\$ 27,828
23010 SRF 2015 I/I (CW1 15-346)	2035	1.61%	\$ 1,639,876	\$ 73,752	\$ 27,252
23116 SRF 00-020 MPL Plant (water)	2024	1.77%	\$ 1,689,167	\$ 314,028	\$ 33,864
23118 SRF 2010 - WWTP	2032	2.88%	\$ 1,460,592	\$ 127,524	\$ 50,220
23119 SRF 2010 WTR Harvesting	2032	2.83%	\$ 1,631,411	\$ 141,552	\$ 55,056
23245 2012 Series C Bonds	2032	2.95%	\$ 8,265,000	\$ 135,000	\$ 246,244
			<u>\$ 19,460,983</u>	<u>\$ 1,030,048</u>	<u>\$ 493,772</u>

CATOOSA

23007 TMBF/Refund '05 Bonds	2028	1.27%	\$ 2,880,000	\$ 230,000	\$ 50,000
23008 TMBF Refund 3 RUD Loans 2014	2034	1.27%	\$ 2,090,552	\$ 105,640	\$ 35,000
			<u>\$ 4,970,552</u>	<u>\$ 335,640</u>	<u>\$ 85,000</u>

TOTALS (WATER & SEWER FUND)

\$ 24,431,535 \$ 1,365,688 \$ 578,772

\$ 32,378,535

The City carries debt for E-911.

Grant Agency	Project	ARRA	Amount			%				Money Spent	Money Received	To Be Received	Budget
			Grant	Local	Total								
AWARDED:													
Dept. of Justice	bulletproof vests	No	\$ 35,653.05	\$ 35,653.05	\$ 71,306.10	50/50	on-going		\$ 61,622.12	\$ 28,831.30	\$1,692.70		
State-Police	Alcohol Saturation-2016		\$ 20,000.00	\$ -	\$ 20,000.00								
TECD	CoLinX 2016		\$ 1,000,000.00	\$ -	\$ 1,000,000.00				\$ 1,000,000.00	\$ 1,000,000.00			
TDOT-Surface Trans	Northwest Connector		\$ 715,799.00	\$ -	\$ 715,799.00				\$ 708,567.83	\$ 555,458.26	\$55,204.63		
TML	Safety Partners Grant		\$ 3,000.00	\$ 3,000.00	\$ 6,000.00				\$ 5,800.43	\$ 2,900.22			
THSO	Alcohol Saturation-2017		\$ 15,000.00	\$ -	\$ 15,000.00	90/10							
THSO Alcohol Saturati	Alcohol Saturation-2018	No	\$ 35,000.00	\$ -	\$ 35,000.00	100%							
HIDTA	Drug Task Force Overtime		\$ 18,000.00	\$ -	\$ 18,000.00								
TDEC-LPRF	Garrison Park Redevelopment		\$ 500,000.00	\$ 500,000.00	\$ 1,000,000.00				\$ 139,030.01	\$ 49,017.90	\$20,497.09		
TDOT-Aeronautics	Airport Maintenance 17/18		\$ 25,740.00	\$ 25,740.00	\$ 51,480.00				\$ 18,323.29	\$ 9,159.15			
TDOT-Aeronautics	Used Fuel Truck		\$ 17,500.00	\$ 17,500.00	\$ 35,000.00				\$ 20,000.00	\$ 10,000.00			
TDOT-Aeronautics	Seal/Stripe Runway		\$ 603,513.00	\$ 33,528.00	\$ 670,570.00	Federal Funds \$603,513/State \$33,529			\$ 33,528.00				
TECD	Site Development Grant		\$ 500,000.00	\$ 497,000.00	\$ 997,000.00				\$ 348,670.00	\$ 105,448.54	\$158,772.92		
TECD	Due Diligence Grant		\$ 4,298.00	\$ -	\$ 4,298.00	100%			\$ 4,311.10	\$ 4,236.64			
TML	Driver Safety Grant		\$ 700.00	\$ 700.00	\$ 1,500.00				\$ 815.90	\$ 407.95			
TML-17/18	Property Conservation Grant		\$ 2,200.00	\$ 2,200.00	\$ 4,400.00				\$ 1,392.56	\$ 696.28			
Boyd Foundation	Dog Park		\$25,000	\$ -	\$25,000								
Three Star	Drug Education Trailer		\$15,000	\$ -	\$15,000	100%							
TDOT-TAP	Downtown Sidewalks/Lights		\$1,299,651	\$ 324,912.84	\$1,624,564	80%							
Dept. of Agriculture	Urban Forester		\$19,600	\$19,600	\$39,200	60/40							
TOTALS			\$ 4,855,654.41	\$ 1,115,321.05	\$ 4,670,353.10								
Completed:													
TDOT-Aeronautics	Airport Maintenance 16/17	No	\$ 25,740.00	\$ 25,740.00	\$ 51,480.00	50/50	complete		\$ 26,433.42	\$ 13,215.24			
FEMA/TEMA	Memorial Day Storms-Debris		\$15,574.17	\$ 1,262.77	\$ 16,836.94	85/15			\$ 16,836.94	\$ 15,574.17			
TDOT	Transportation Planning	No	\$ 250,000.00	\$ 25,000.00	\$ 275,000.00	90/10							
TECD	3 Star Grant 17-18		\$ 5,000.00	\$ -	\$ 5,000.00	100%	complete		\$ 4,915.50	\$ 4,915.50		110-47210-236	
TDOT-Aeronautics	Corporate Hangar	No	\$ 858,800.00	\$ 45,200.00	\$ 904,000.00	95/5	complete		\$ 783,546.34	\$ 765,296.34			
TDOT-Aeronautics	Corporate Hangar site work	No	\$ 237,500.00	\$ 12,500.00	\$ 250,000.00	95/5	complete		\$ 235,963.20	\$ 232,709.50			
TDOT-Aeronautics	Maintenance 11/12	No	\$ 23,400.00	\$ 23,400.00	\$ 46,800.00	50/50	complete		\$ 16,563.08	\$ 8,281.04	\$0.00		
TDOT-Aeronautics	Fuel Farm relocation	No	\$ 85,820.00	\$ 85,820.00	\$ 171,640.00	50/50	complete		\$ 251,893.30	\$ 127,562.91		110-52500-930-008	
TDOT-Aeronautics	Fuel Farm Relocation	No	\$ 22,500.00	\$ 22,500.00	\$ 45,000.00	50/50	complete						
TDOT-Aeronautics	Fuel Farm Relocation	No	\$ 22,000.00	\$ 22,000.00	\$ 44,000.00	50/50	complete						
TDOT-Aeronautics	Fuel Farm Relocation-UST	No	\$ 10,000.00	\$ 10,000.00	\$ 20,000.00	50/50	complete						
TDOT-Aeronautics	Pavement Rehab-UST	No	\$ 44,490.00	\$ 44,490.00	\$ 88,980.00	50/50	complete		\$ 16,720.00				
TN-TDEC	Stormwater	No	\$ 40,000.00		\$ 40,000.00	100%	complete		\$ 35,000.00	\$ 35,000.00	\$0.00		
TDOT-Aeronautics	Security Equipment	No	\$ 55,000.00	\$ 5,500.00	\$ 60,500.00	90/10	complete		\$ 35,895.54	\$ 33,392		110-52500-940-002	
TDOT-Aeronautics	T-hangars	No	\$ 1,237,268.00	\$ 137,475.00	\$ 1,374,743.00	90/10	complete		\$ 1,257,392.41	\$ 1,236,235.34		110-52500-930-001	
TDOT-Aeronautics	Pavement Rehab	No	\$ 1,652,310.00	\$ 183,590.00	\$ 1,835,900.00	90/10	complete		\$ 1,940,451.11	\$ 1,929,716.35		110-52500-930-003	
TDOT-Aeronautics	Pavement Rehab	No	\$ 198,000.00	\$ 22,000.00	\$ 220,000.00	90/10	complete						
TDOT-Aeronautics	Taxi lane-t-hangars	No	\$ 192,803.40	\$ 21,422.60	\$ 214,226.00	90/10	complete						

Grant Agency	Project	ARRA	Amount			%					Money	Money	To Be	Budget
			Grant	Local	Total						Spent	Received	Received	
TDOT	Sidewalks	No	\$ 221,040.00	\$ 509,027.00	\$ 730,067.00	Capped	complete			\$ 350,472.42	\$ 221,040.00		110-43100-950-001	
TML	Safety grant	No	\$ 2,000.00	\$ 2,000.00	\$ 4,000.00	50/50	complete			\$ 4,013.18	\$ 2,000			
Dept. of Agriculture	Tree Management Plan	No	\$ 3,000.00	\$ 3,000.00	\$ 6,000.00	50/50	complete			\$ 5,036.66	\$ 2,518			
Dept. of Agriculture	Urban Forester		\$ 25,600.00	\$ 25,600.00	\$ 51,200.00					\$25,600.00	\$25,600			
Dept. of Agriculture	Urban Forester		\$ 32,000.00	\$ 32,000.00	\$ 64,000.00	50/50	complete			\$ 27,161.47	\$ 27,161.47			
Dept. of Agriculture	Tree Planting		\$5,000	\$5,000	\$10,000	50/50				\$10,509.59	\$ 5,000.00			
TDOT-Aeronautics	Maintenance-12/13	No	\$ 25,740.00	\$ 25,740.00	\$ 51,480.00	50/50	complete			\$ 39,355.23	\$ 19,677.63		311-41920-930-003	
FastTrack	CoLinx	No	\$ 707,500.00	\$ 354,646.00	\$ 1,062,146.00		complete			\$ 1,858,869.56	\$ 1,839,519.28			
State-Police	Patrol vehicle	No	\$ 15,000.00	\$ 5,000.00	\$ 20,000.00		complete			\$ 24,988.00	\$ 15,000			
TML	2013 Safety Grant	No	\$ 2,000.00	\$ 2,000.00	\$ 4,000.00	50/50	complete			\$ 3,988.92	\$ 1,994.46		110-52500-930-011	
TDOT-Aeronautics	Taxiway Extension	No	\$ 92,150.00	\$ 4,850.00	\$ 97,000.00	95/5	Local share paid by Grindstaff Avia			\$ 108,865.00	\$ 108,865.00		110-5200-930-002	
TDOT-Aeronautics	Runway/Taxiway Lighting	No	\$ 475,000.00	\$ 25,000.00	\$ 500,000.00	95/5				\$ 295,294.77	\$ 295,294.77			
TDOT-Aeronautics	Taxiway Extension	No	\$ 12,350.00	\$ 650.00	\$ 13,000.00	95/5	Local share paid by Grindstaff Aviation							
EDA	Downtown project	No	\$ 1,000,000.00	\$ 1,000,000.00	\$ 2,000,000.00	50/50				\$ 29,500.00	\$ 14,750			
TDOT-TEA 21	downtown project	No	\$ 1,067,974.00	\$ 266,994.00	\$ 1,334,968.00									
TN-TDEC	Stormwater	No	\$ 31,600.00	\$ -	\$ 31,600.00	100%				\$ 28,100.00	\$ 28,100.00			
State-Police	Network Coord-2013	No	\$ 15,020.00	\$ -	\$ 15,020.00	100%								
State-Police	High Visibility-2013	No	\$ 5,000.00	\$ -	\$ 5,000.00	100%								
State-Police	Alcohol Saturation-2013	No	\$ 25,000.00	\$ -	\$ 25,000.00	100%						\$0.00	413-41990-767	
THWI-TTU	Stormwater	No	\$ 98,540.00	\$ 45,000.00	\$ 143,540.00					\$ 127,442.00	\$ 98,540.00			
TDOT-Aeronautics	Maintenance 13/14	No	\$ 25,740.00	\$ 25,740.00	\$ 51,480.00	50/50	complete			\$ 18,719.36	\$ 9,359.73			
TDOT-Aeronautics	Maintenance 14/15	No	\$ 25,740.00	\$ 25,740.00	\$ 51,480.00	50/50	complete			\$ 32,144.08	\$ 16,072.04			
3 State-Police	Network Coord-2014	No	\$ 19,420.00		\$ 19,420.00	100%	complete							
4 State-Police	High Visibility-2014	No	\$ 5,000.00		\$ 5,000.00	100%	complete							
5 State-Police	Alcohol Saturation-2014	No	\$ 27,900.00		\$ 27,900.00	100%	complete							
6 State-Police	Young Driver-2014	No	\$ 19,535.00	\$ -	\$ 19,535.00	100%	complete							
7 TDOT	SIA-Cox Ave (CoLinx)	No	\$ 592,377.00	\$ -	\$ 592,377.00									
8 TDOT-Aeronautics	Tree Clearing	No	\$ 125,875.00	\$ 6,625.00	\$ 132,500.00	95/5	complete			\$ 94,110.29	\$ 94,110.29	\$0.00		
9 Dept. of Justice	Patrol vehicle	No	\$ 11,211.00	\$ -	\$ 11,211.00		complete			\$ 27,580.00	\$ 11,211.00	\$0.00		
10 TML	2014 Safety Grant	No	\$ 2,000.00	\$ 2,000.00	\$ 4,000.00	50/50	complete			\$ 4,594.83	\$ 2,000.00			
	TML-16/17		\$ 2,720.00	\$ 2,720.00	\$ 5,440.00		complete			\$ 5,430.63	\$ 2,715.31			
	TDOT-Aeronautics	Maintenance 15/16	No	\$ 25,740.00	\$ 25,740.00	\$ 51,480.00	50/50			\$ 25,740.00	\$ 25,740.00			
State-	State-Police	Alcohol Saturation-2015	No	\$ 25,300.00	\$ -	\$ 25,300.00	complete							
State-	State-Police	High Visibility-2015	No	\$ 5,000.00	\$ -	\$ 5,000.00	complete							
State-	State-Police	Young Driver-2015	No	\$ 17,000.00	\$ -	\$ 17,000.00	complete							
Dept.	Dept. of Justice	SWAT equipment	No	\$ 10,400.00	\$ 568.00	\$ 10,968.00	complete			\$ 10,403.41	\$ 10,400.00			
FEMA	FEMA/TEMA	Ice Storm 2015-debris removal		\$ 159,715.14	\$ 12,918.23	\$ 148,449.60	complete			\$ 157,764.60	\$ 157,764.60			
FEMA	FEMA/TEMA	Ice Storm-2015-Parks		\$ 6,437.45	\$ 804.68	\$ 6,437.45	complete				\$ 4,586.69			
FEMA	FEMA/TEMA	Ice Storm 2015-fire/police		\$ 19,881.18	\$ 2,840.17	\$ 22,721.34	complete				\$ 16,188.96			

AWARDED:	Grant Agency	Project	ARRA	Amount			%		Money Spent	Money Received	To Be Received	Budget
				Grant	Local	Total						
1	TDOT	Lantana Rd. Utility Reloc	No					\$ 806,354	\$ 805,594.85	\$ 758	413-52390-934-020	
2	TDOT	127S Utility Reloc	No					\$ 238,369	\$ 20,437.69	\$ 217,932	413-52390-934-011	
3	TDOT	Livingston/Miller	No					\$ 169,950			413-52390-934-021	
4	SRF	Downtown project	No	\$ 567,000.00	\$ 1,323,000.00	\$ 1,890,000.00		\$ 2,231,010	\$ 2,231,009.84		311-41920-931-002	
5	SRF	I/I improvements	No	\$ 195,000.00	\$ 1,755,000.00	\$ 1,950,000.00		\$ 1,917,912	\$ 1,917,912			
7	Rural Development	Catoosa water tank - Hwy. 127N		\$ 160,500.00	\$ 890,000.00	\$ 1,050,500.00						
8	CDBG-2018	Sewer Rehabilitation	No	\$525,000	\$ 175,000.00	\$ 700,000.00						
TOTALS				\$ 1,447,500.00	\$ 4,143,000.00	\$ 5,590,500.00						
PENDING:												
1	?	Meadow Park dam	??	\$ 9,000,000.00	\$ 3,000,000.00	\$ 12,000,000.00	75/25	loan/possible ARRA grant	\$ 1,367,897			413-52390-934-014
2												
3												
Completed:												
	SRF	Water Harvesting	Yes	\$ 2,000,000.00	\$ 3,000,000.00	\$ 5,000,000.00		complete	\$ 6,310,622	\$ 4,999,999.85		413-52390-934-023
	SRF	Water Harvesting	No		\$ 1,000,000.00	\$ 1,000,000.00		complete	\$ 667,670	\$ 667,670	\$ -	
	Rural Development	Hwy. 70 N waterline	Yes	\$ 800,000.00	\$ 1,700,000.00	\$ 2,500,000.00		complete	\$ 2,855,421.19	\$ 2,500,000.00		450-52140-934-013
	Rural Development	Cumberland Cove	No	\$ -	\$ 1,284,000.00	\$ 1,284,000.00		complete	\$ 881,639.45	\$ 801,640.00		450-52140-934-008
	Cumberland Cove POA	Cumberland Cove	No	\$ 3,000,000.00		\$ 3,000,000.00		complete	\$ 3,063,767.50	\$ 3,000,000.00		
	Cumberland Cove tap	Cumberland Cove	No					complete		\$ 63,767.50		
	Rural Development	Meadow Park dam maintenance	No	\$ 1,000,000.00	\$ 4,000,000.00	\$ 5,000,000.00	25/75	complete	\$ 4,982,648	\$ 4,986,551.00		413-52390-934-014
	CDBG	WWTP upgrades, Phase III	No	\$ 500,000.00	\$ 425,000.00	\$ 925,000.00		complete	\$ 708,230	\$ 499,999.98		413-52230-930-008
	ARC	Downtown project	No	\$ 317,838.00	\$ 317,380.00	\$ 634,760.00	50/50					
	Rural Development	Meadow Park dam maintenance	No	\$ 95,000.00	\$ 505,000.00	\$ 600,000.00						
	CDBG	Obed River pump station/lines		\$ 500,000.00	\$ 176,000.00	\$ 676,000.00		complete	\$ 696,118	\$ 500,000		
	FEMA/TEMA	Ice Storm 2015-Grinder pumps		\$ 9,508.80	\$ 1,358.40	\$ 10,867.20				\$ 7,742.88		
	FEMA/TEMA	Ice Storm 2015-Water Plant		\$ 3,763.40	\$ 537.63	\$ 4,301.03				\$ 3,064.48		

Other indicators

Chamber membership

Grants Applied For

Grant Received

389	391										
n/a	1-Tourism Marketing Grant										
n/a	1										

** If more information is required regarding site visits or the details of the RFI submitted - please contact the Chamber directly.