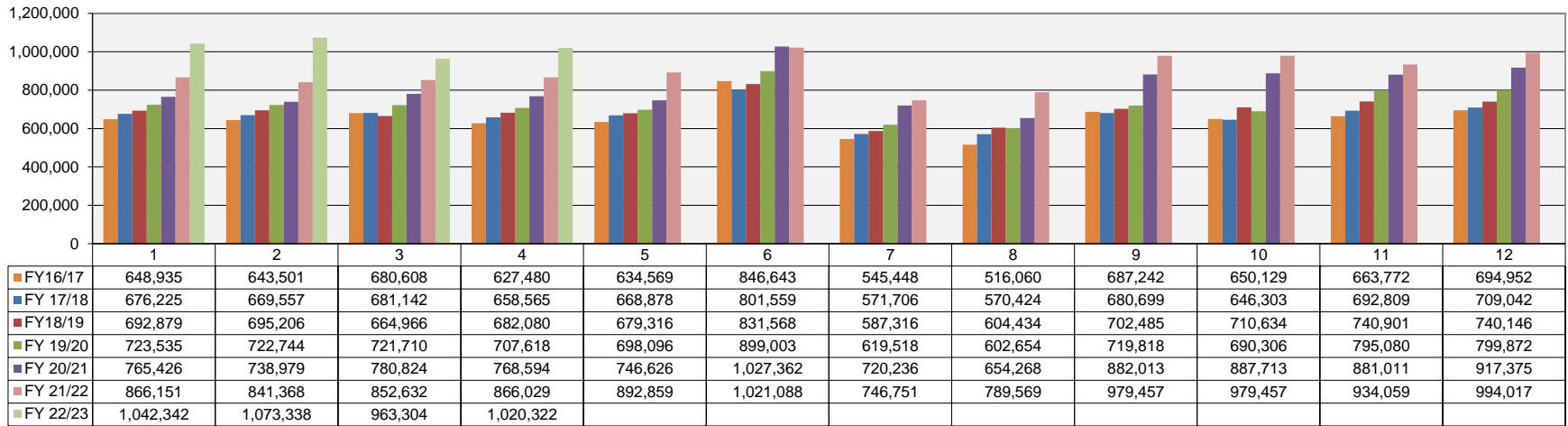
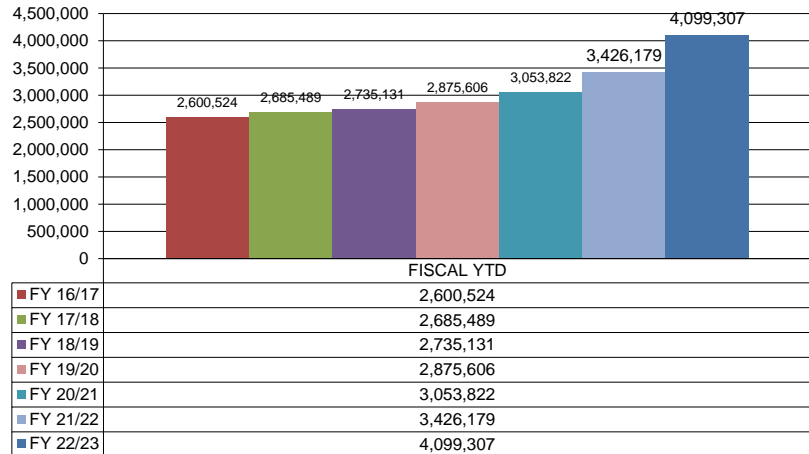


### Sales Tax



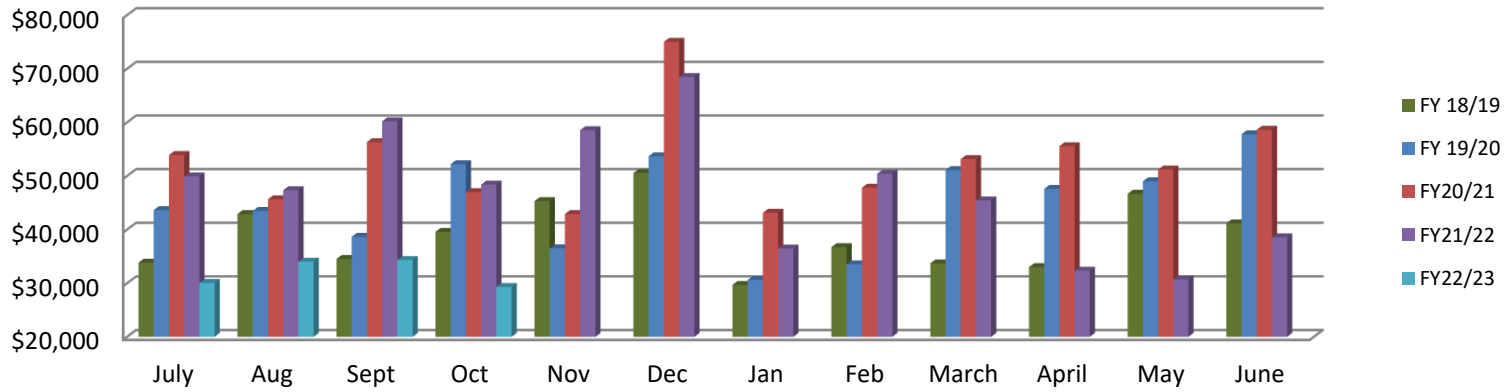
### Sales Tax Revenue Year-to-Date



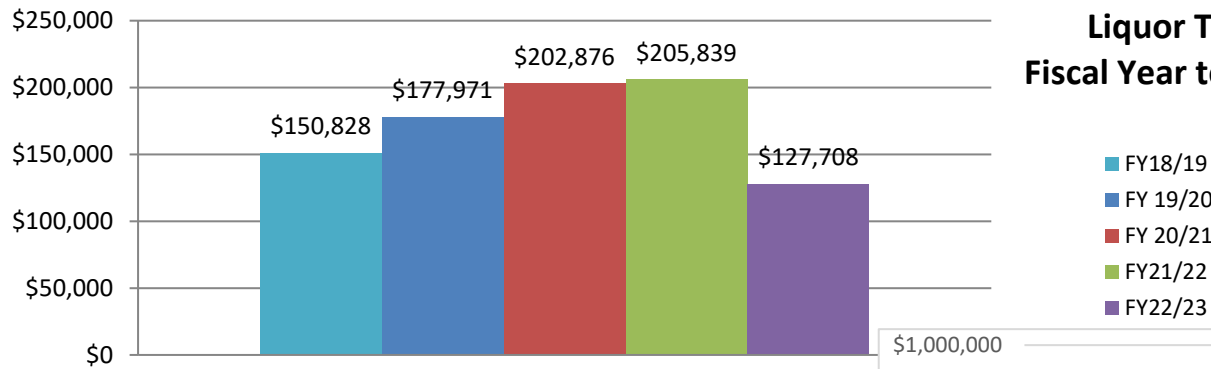
*COLLECTIONS IN THE CITY OF CROSSVILLE		\$	2,074,161.09
State of TN Cost of Administration	1.125%	\$	23,334.31
Net Collections (sent to Trustee's office)		\$	2,050,826.78
Local Option Out of State Distribution		\$	10,326.36
Trustee of Cumberland County	1%	\$	20,508.27
Net To Be Distributed		\$	2,040,644.87
CITY OF CROSSVILLE SPLIT			
Check to City of Crossville		\$	1,020,322.43
Check to Cumberland County Board of Education		\$	1,020,322.43

\*Totals reported in November but actually collected in September

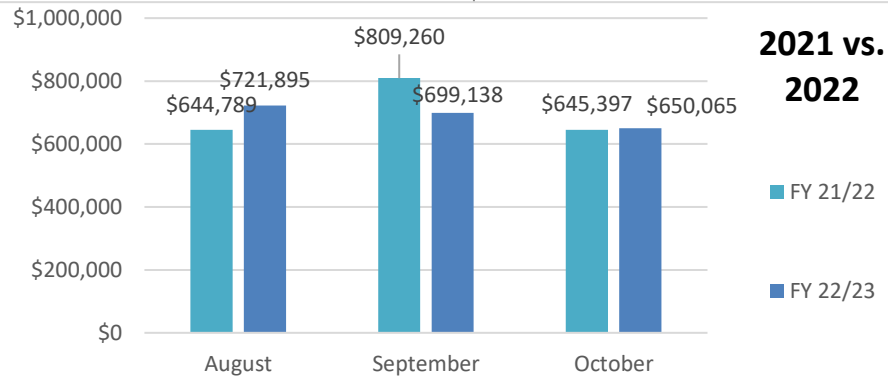
## Liquor Income



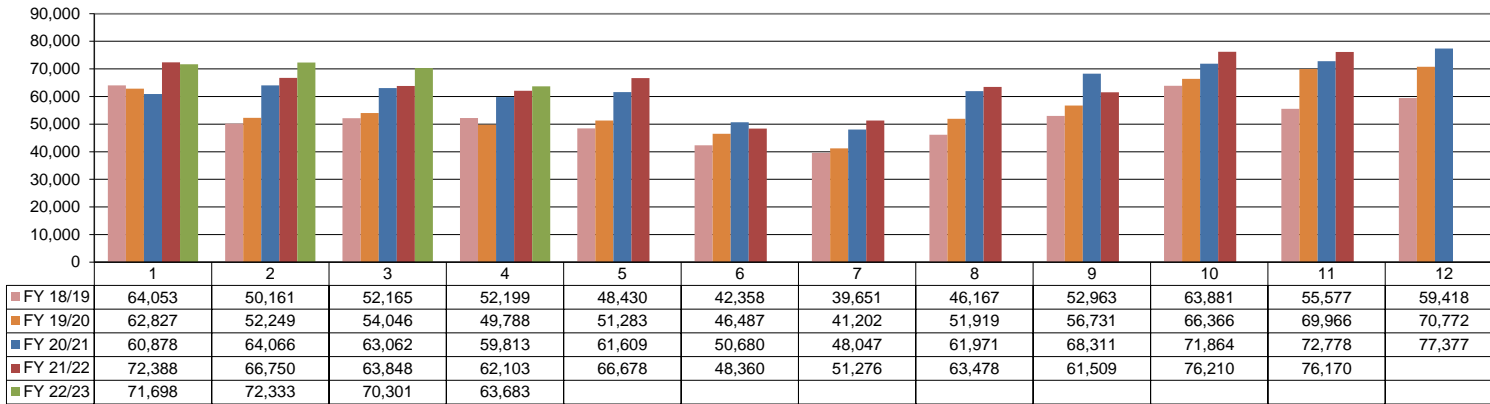
## Liquor Tax Fiscal Year to Date



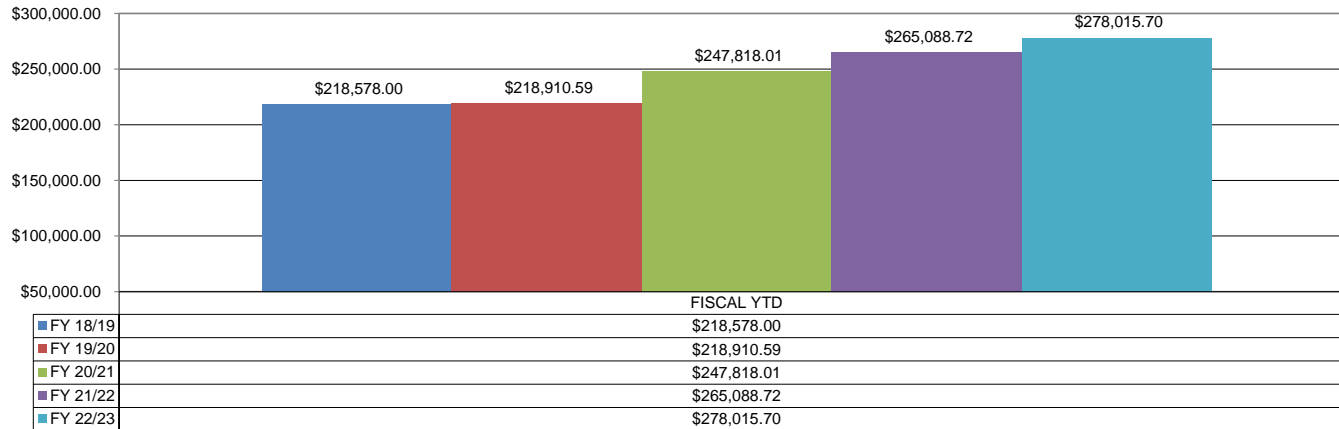
## 2021 vs. 2022

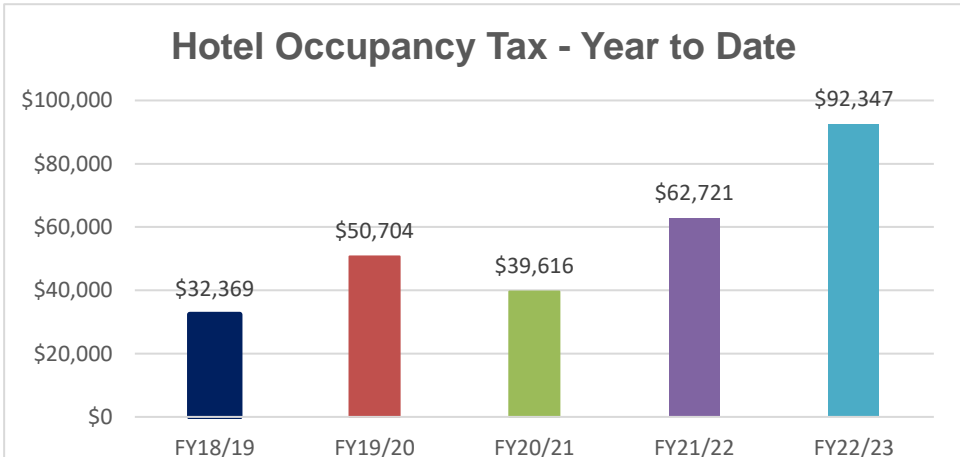
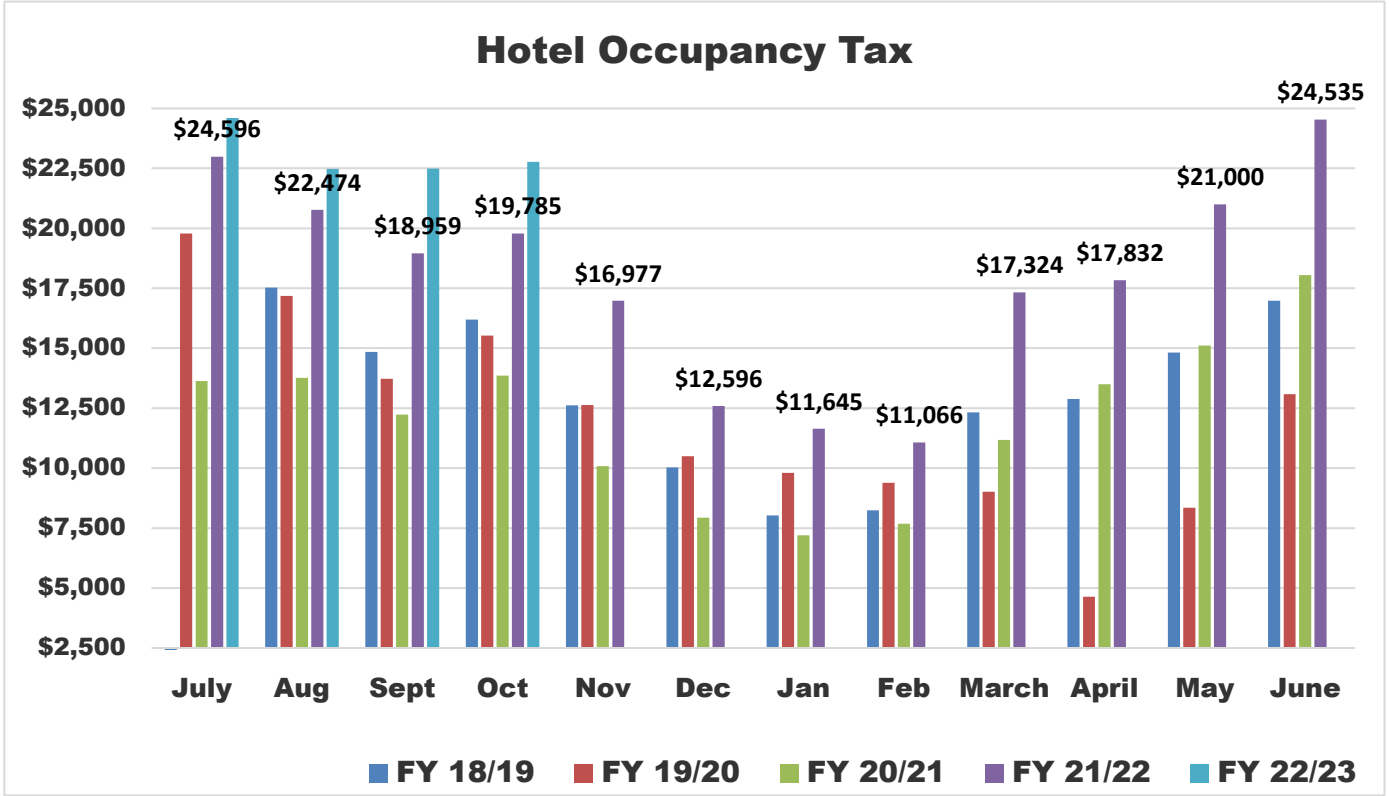


### Wholesale Beer Tax



### Wholesale Beer Tax Revenue Year To Date





Monthly Stats  
November 2022

CITATIONS		OFFENSES		ARRESTS	
Ran Stop Sign	9	Burglary	3	Theft from Building	1
Speeding	13	Theft from Building	8	Fraud	7
Seatbelt Violation	10	Theft from Vehicle	5	Shoplifting	9
Failure to Yield	1	Theft of Vehicle Parts	4	Assault	9
Ran Traffic Light	5	Theft All Other	2	Domestic Assault	9
Texting while Driving	1	Fraud	6	Viol. OP/Bond Conditions	3
Registration Violation	13	Rape	1	Drug Violation	10
Light Law Violation	11	Shoplifting	6	Drug Equipment	9
Violation Muffler Law	1	Forcible Fondling	1	Wepons Law Violation	5
Improper Use of Lane	3	Drug Violation	2	DUI	11
Insurance Violation	24	Viol. OP/Bond Condition	1	Viol. Of Implied Consent	1
Due Care	6	Drug Equipment	2	Disorderly Conduct	1
Viol. Open Container	1	Death	2	DOR/DOS/No DL	14
		Lost Property	4	Hit & Run	2
		Counterfeit	1	Public Intoxication	16
		Overdose	3	Criminal Trespass	4
		Vandalism	9	Resist/Evading Arrest	5
		Intimidation	2	Burglary	1
		Recovery	2	Embezzlement	2
		Suicide	1	Sex Offender Violation	2
		DOR/DOS/No DL	1	Criminal Impersonation	1
		Extortion	1	Reckless Endangerment	2
				Contraband into Jail	2
				Assault on 1st Responder	1
				Misuse of 911	2
				Insurance Violation	2
				Warrant	25
<b>TOTAL</b>	<b>98</b>	<b>TOTAL</b>	<b>67</b>	<b>TOTAL</b>	<b>156</b>
<b>SPEED WARNINGS</b>	<b>0</b>	<b>JUVENILE ARRESTS</b>		<b>TOTAL CALLS</b>	<b>2159</b>
<b>WARNINGS</b>	<b>1</b>	Assault	6	<b>ANIMAL CONTROL CALLS</b>	<b>51</b>
<b>JUVENILE CITATIONS</b>		Vaping Violation	8	<b>ACCIDENTS</b>	
Seatbelt Violation	1	Disorderly Conduct	1	Fatality	0
Speeding	1	Vandalism	5	With Injury	14
		Drug Equipment	1	Without Injury	28
		Weapons Law Violation	1	Minor	89
<b>TOTAL</b>	<b>2</b>	<b>TOTAL</b>	<b>22</b>	<b>TOTAL</b>	<b>131</b>

\* Participated in the 8th grade Career Fair on November 2nd.

\* Provided traffic and crowd control for the Veteran's Parade on November 5th.

\* K9's and K9 Officers participated in a K9 demonstration at CCHS on November 16th.



# CROSSVILLE POLICE DEPARTMENT

## STAT COMPARISONS

**NOV 2022 TOTAL CALLS - 2,159**

**OCT 2,097 YEAR TO DATE - 24, 367**

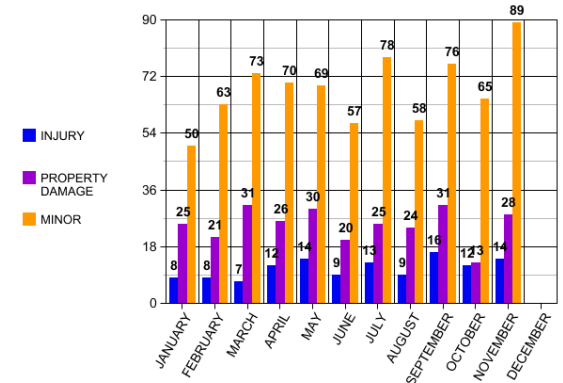
## SPECIAL EVENTS

8TH GRADE CAREER FAIR

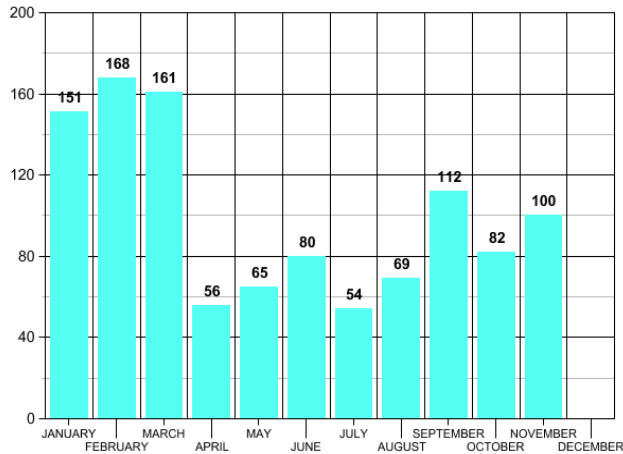
VETERAN'S PARADE

K9 DEMO CCHS

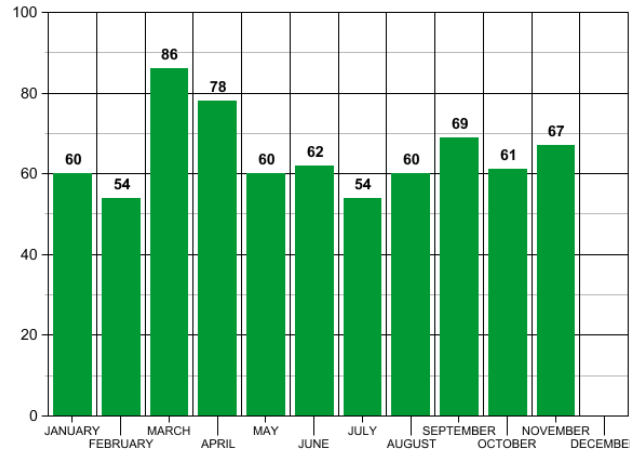
TOTAL MONTHLY ACCIDENTS



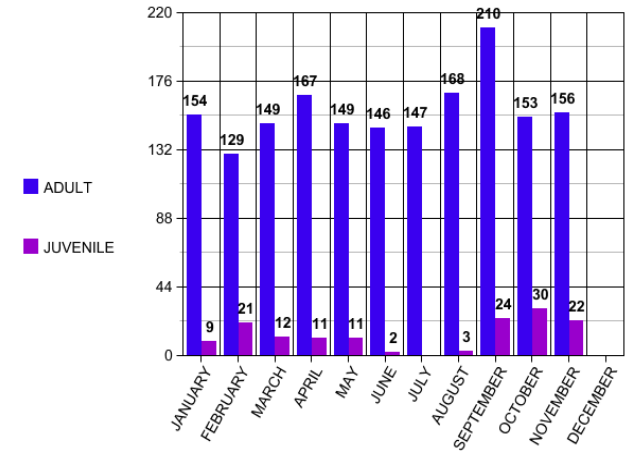
TOTAL MONTHLY CITATIONS



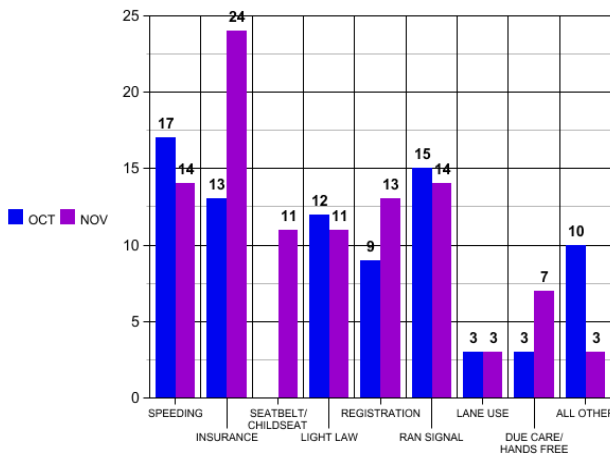
TOTAL MONTHLY OFFENSES



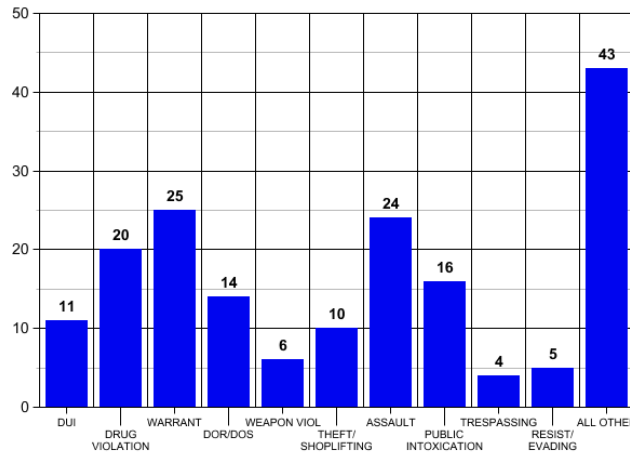
TOTAL MONTHLY ARREST



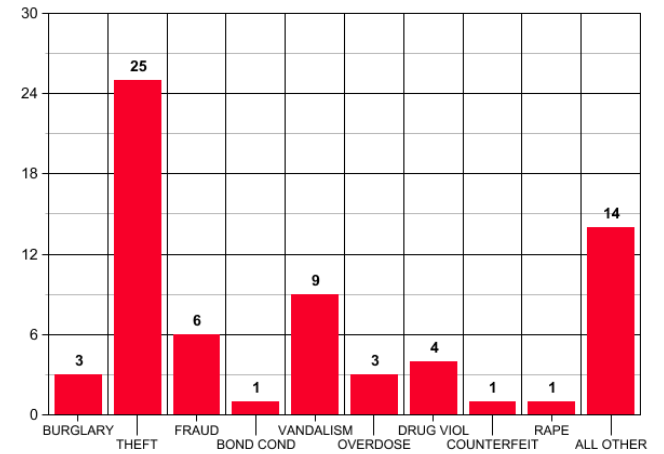
PREVIOUS MONTH CITATION COMPARISON



ARREST BY CATEGORY



OFFENSE BY CATEGORY



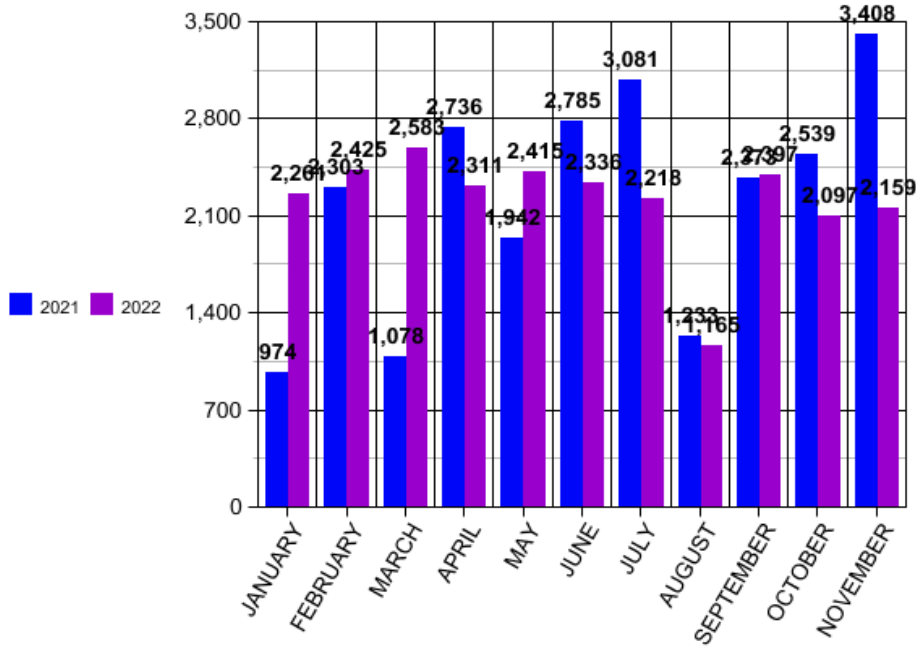


# CROSSVILLE POLICE DEPARTMENT

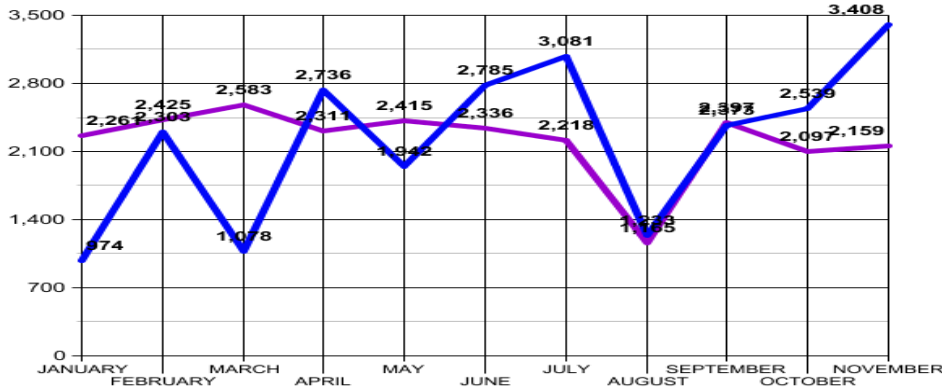
## STAT COMPARISONS

### YEAR TO YEAR— NOV 2022

TOTAL CALLS



TOTAL CALLS



### CALLS

2021— 24,452    2022—24,367

### CITATIONS

2021— 889    2022— 1,099

### OFFENSES

2021— 888    2022— 709

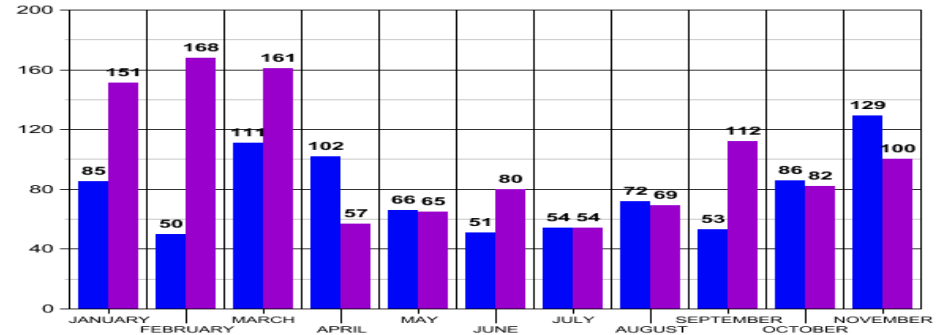
### ARREST

2021— 1,843    2022— 1,873

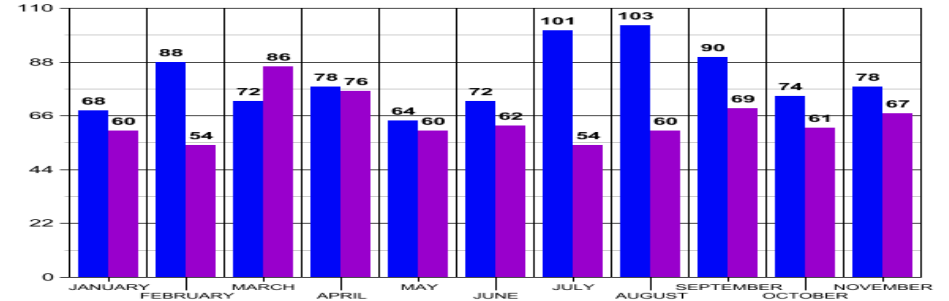
### ACCIDENTS

2021— 1,105    2022— 1,143

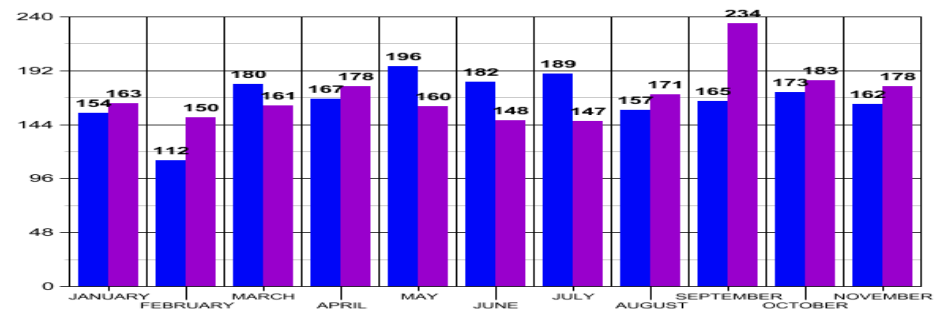
TOTAL CITATIONS



TOTAL OFFENSES



TOTAL ARREST



# Crossville Fire Dept.

Crossville, TN

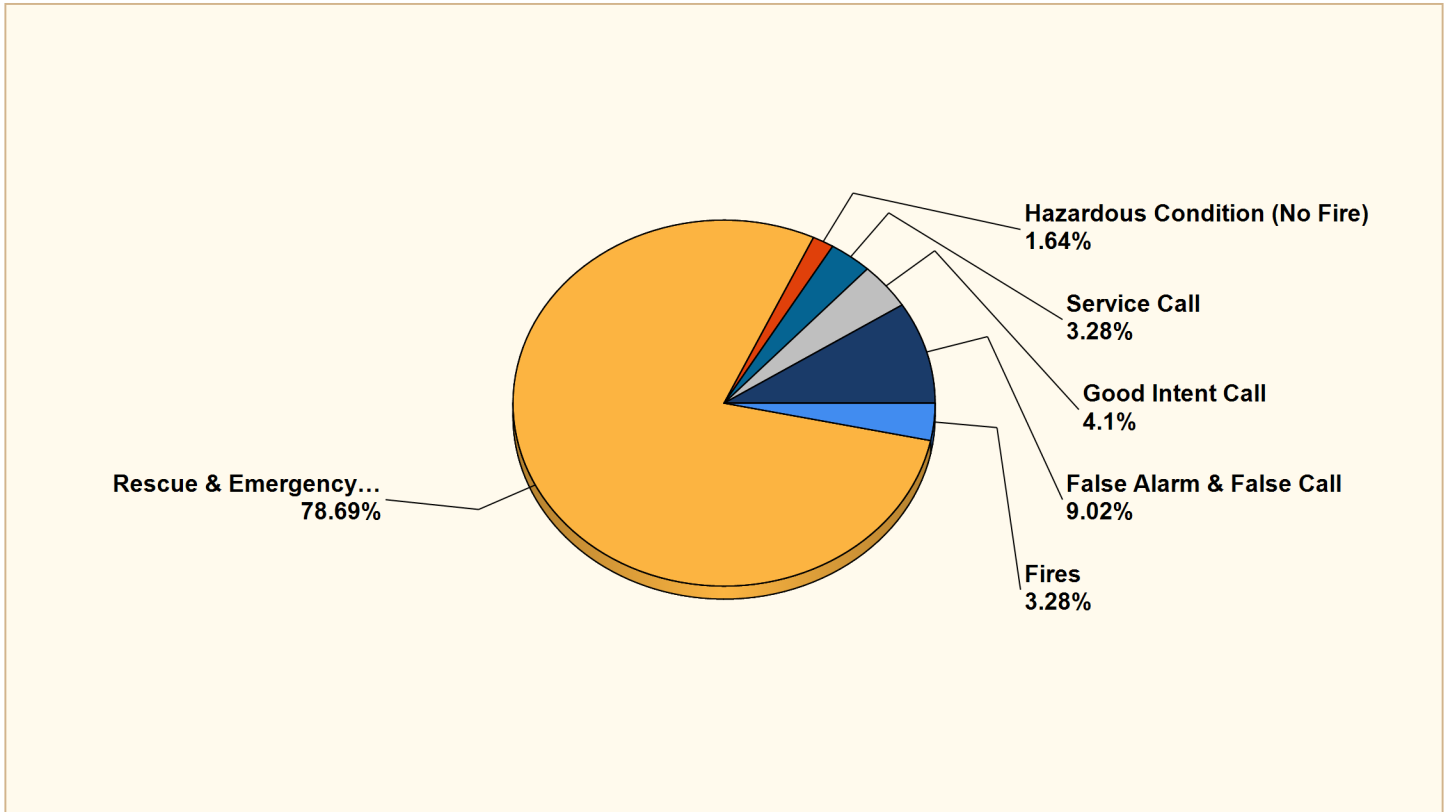
This report was generated on 12/1/2022 7:34:52 AM

CROSSVILLE



## Breakdown by Major Incident Types for Date Range

Zone(s): All Zones | Start Date: 11/01/2022 | End Date: 11/30/2022



MAJOR INCIDENT TYPE	# INCIDENTS	% of TOTAL
Fires	8	3.28%
Rescue & Emergency Medical Service	192	78.69%
Hazardous Condition (No Fire)	4	1.64%
Service Call	8	3.28%
Good Intent Call	10	4.1%
False Alarm & False Call	22	9.02%
<b>TOTAL</b>	<b>244</b>	<b>100%</b>

Only REVIEWED and/or LOCKED IMPORTED incidents are included. Summary results for a major incident type are not displayed if the count is zero.





### Detailed Breakdown by Incident Type

INCIDENT TYPE	# INCIDENTS	% of TOTAL
111 - Building fire	1	0.41%
131 - Passenger vehicle fire	1	0.41%
132 - Road freight or transport vehicle fire	1	0.41%
140 - Natural vegetation fire, other	2	0.82%
141 - Forest, woods or wildland fire	3	1.23%
311 - Medical assist, assist EMS crew	17	6.97%
321 - EMS call, excluding vehicle accident with injury	146	59.84%
322 - Motor vehicle accident with injuries	24	9.84%
323 - Motor vehicle/pedestrian accident (MV Ped)	1	0.41%
324 - Motor vehicle accident with no injuries.	4	1.64%
424 - Carbon monoxide incident	1	0.41%
441 - Heat from short circuit (wiring), defective/worn	1	0.41%
445 - Arcing, shorted electrical equipment	1	0.41%
471 - Explosive, bomb removal (for bomb scare, use 721)	1	0.41%
531 - Smoke or odor removal	1	0.41%
550 - Public service assistance, other	1	0.41%
551 - Assist police or other governmental agency	2	0.82%
553 - Public service	1	0.41%
561 - Unauthorized burning	3	1.23%
611 - Dispatched & cancelled en route	3	1.23%
622 - No incident found on arrival at dispatch address	1	0.41%
631 - Authorized controlled burning	3	1.23%
651 - Smoke scare, odor of smoke	3	1.23%
700 - False alarm or false call, other	4	1.64%
730 - System malfunction, other	1	0.41%
733 - Smoke detector activation due to malfunction	1	0.41%
735 - Alarm system sounded due to malfunction	1	0.41%
740 - Unintentional transmission of alarm, other	1	0.41%
741 - Sprinkler activation, no fire - unintentional	1	0.41%
743 - Smoke detector activation, no fire - unintentional	1	0.41%
744 - Detector activation, no fire - unintentional	1	0.41%
745 - Alarm system activation, no fire - unintentional	10	4.1%
746 - Carbon monoxide detector activation, no CO	1	0.41%
<b>TOTAL INCIDENTS:</b>	<b>244</b>	<b>100%</b>

**BURN PERMITS FOR NOVEMBER, 2022**  
**TOTAL: 237**



Jennifer Hall

Only REVIEWED and/or LOCKED IMPORTED incidents are included. Summary results for a major incident type are not displayed if the count is zero.



# Crossville Fire Dept.

Crossville, TN

This report was generated on 12/1/2022 7:36:21 AM

CROSSVILLE



## Daily Log Items per Activity Code for Date Range with Personnel

Activity Codes: Water Log - Commercial Water Log | Start Date: 11/01/2022 | End Date: 11/30/2022

## Water Log - Commercial Water Log

START DATE	END DATE	DURATION (hh:mm)	STATION	APPARATUS	PERSONNEL	NOTES
11/03/2022 12:02:00	11/03/2022 12:02:00	0:00			Mangas, Jeremy	Brooks 6000 gallons
11/07/2022 14:00:00			ST2 - CFD Station 2		Edwards , Kevin	Brooks Excavating 2500 gallons
11/09/2022 12:58:00			ST2 - CFD Station 2		Edwards , Kevin	brooks excavating 2000 gallons
11/10/2022 09:10:00	11/10/2022 09:10:00	0:00			Blaylock, Gary Jr	Brooks 1500 gallons
11/14/2022 15:01:00	11/14/2022 15:01:00	0:00	ST1 - CFD Station 1		Hall, Jennifer A	ELIZAH MEADOWS 10-098 300 GALLONS  931-250-1350
11/15/2022 07:20:00	11/15/2022 07:30:00	0:10			Mangas, Jeremy	1500 gallons
11/28/2022 07:51:00	11/28/2022 07:51:00	0:00	ST2 - CFD Station 2		Edwards , Kevin	Rogers Group 2700 gallons
11/29/2022 13:08:00	11/29/2022 13:08:00	0:00	ST2 - CFD Station 2		Phipps, Phillip	Mills Pump Service, Pikeville Tn. 423-881- 3295. 850 gallons
						<b>Total Items: 8</b>
						<b>Grand Total Items: 8</b>

Displays all Daily Log Items with personnel list for DATE RANGE and ACTIVITY CODE, grouped by Activity Code



emergencyreporting.com

Doc Id: 1668

Page # 1 of 1

	<b>Consumption</b>	<b>Water loss - flushing</b>	<b>Water loss - leaks</b>	<b>Water loss-fire fighting</b>	<b>Total Internal Use</b>	<b>Unaccounted-for Water</b>	<b>Pumped Water</b>	<b>LOSS %</b>
<b>2021</b>								
January	93,463,400	22,070	7,649,781	5,800	7,677,651	27,692,849	128,833,900	21%
February	94,206,800	78,088	2,356,689		2,434,777	20,589,923	117,231,500	18%
March	94,540,400	40,343	3,181,332	50,000	3,271,675	27,561,625	125,373,700	22%
April	86,949,700	133,423	1,802,149	9,000	1,944,572	25,838,128	114,732,400	23%
May	101,064,800	44,602	11,929,620	5,730	11,979,952	14,773,648	127,818,400	12%
June	112,233,100	471,537	4,288,911	3,200	4,763,648	8,284,552	125,281,300	7%
July	107,026,900	111,999	2,235,582	15,500	2,363,081	13,768,719	123,158,700	11%
August	103,218,000	671,324	3,817,170	120,300	4,608,794	17,637,706	125,464,500	14%
September	115,996,500	119,932	3,178,193	725	724,475	1,888,425	118,609,400	2%
October	104,282,500	56,059	3,100,908	3,100	3,160,067	9,959,133	117,401,700	8%
November	103,687,800	125,744	2,893,068	15,200	3,034,012	2,342,088	109,063,900	2%
December	99,522,100	170,214	2,088,450	21,150	2,279,814	5,623,866	107,425,800	5%
<b>2022</b>								
January	96,480,200	81,734	1,193,520	26,300	1,301,554	19,108,113	116,889,867	16%
February	85,713,300	90,186	6,599,655	18,800	6,708,641	8,226,759	100,648,700	8%
March	99,417,600	50,686	1,768,173	6,250	1,825,109	7,587,191	108,829,900	7%
April	91,940,100	532,444	1,085,494	29,850	1,647,788	14,340,712	107,928,600	13%
May	92,160,900	272,159	5,094,446	1,450	5,368,055	29,512,045	127,041,000	23%
June	102,704,000	287,416	3,408,224	19,600	3,715,240	27,613,460	134,032,700	21%
July	103,880,600	235,854	5,925,760	18,000	6,179,614	18,664,386	128,724,600	14%
August	97,180,200	79,705	3,369,885	12,700	3,462,291	29,121,510	129,764,000	22%
September	102,751,500	231,605	7,626,998	13,975	7,872,578	10,362,922	120,987,000	9%
October	95,489,200	278,513	2,484,770	318,545	3,081,828	9,971,462	108,542,490	9%
November	95,833,300	412,792	4,738,060	17,350	5,168,202	16,381,098	117,382,600	14%
December								
<b>TOTAL:</b>								
6 mos	597,838,800	1,525,886	27,553,697	400,170	29,479,753	112,114,837	739,433,390	15%
12 mos	1,163,073,000	2,723,310	45,383,435	503,970	48,610,714	196,513,523	1,408,197,257	14%

# Utility Maintenance

## Nov-22 Monthly Report

<b><u>Locations:</u></b>	417
<b><u>Backflows Tested:</u></b>	27
<b><u>Grinder Pumps Sold:</u></b>	0
<b><u>Preliminary Inspections:</u></b>	4
<b><u>Final Inspections:</u></b>	1
<b><u>Replacement Pumps</u></b>	0
<b><u>Grinder Pumps Repairs</u></b>	16
<b><u>Meter:</u></b>	
Turn-Ons	22
Turn-Offs	12
Occupant Changes	46
Reinstates	18
Checks, Replacement, Repair	12
Water Taps	9
Main Line Leaks	10
Service Repairs	2
<b><u>Total Water Loss:</u></b>	4,243,090.20
<b><u>Sewer Taps</u></b>	4
<b><u>Sewer Line Repairs</u></b>	1
<b><u>Graves</u></b>	10
<b><u>Pipe Installed</u></b>	
	166' of 3/4" copper
	18' 1" copper
	31' of 6" PVC
	2' 2" pvc
	5' 2" copper
	36' 2" HDPE

### Monthly Summary

Replaced approximate eiy 27 3/4  
water meters due to meter or AMR malfunctioning

Read meters, Did service orders and customer complaints  
continued hydrant flow testing  
Tested 27 backflows devices

**Water leaks repaired:**

53 deep draw road  
313 Bentree Drive  
3655 Hwy 127 South  
Corner of Webb and Genesis RD.  
54 Marantha Lane  
1080 Hillcrest Drive  
54 Rose Street  
1251 Interstate Drive  
70 Park Street  
Azalia Ave. and West Adams  
459 Hwy. 68  
27 Shoreline Drive

**Water Taps:**

101 St. Alphonsus Way 1 1/2  
101 St. Alphonsus Way 6" fire line  
63 Dewey Drive L.3  
Creek Front Court 6" line Tie In  
4952 Hwy 127 South  
107 Underwood Street  
1139 Sparta Drive  
86 Copper Point L.21  
321 Waterview Drive L.59

**Sewer Taps**

63 Dewey Drive L.3  
9 Jimmie Jack Lane  
1139 Sparta Drive  
321 Waterview Drive L.59

**Sewer Line Repairs:**

192 Cedar Ridge

**Grinder pump finals**

85 Dunbar Drive

**Grave Services**

Evelyn Ray

Shelby Gene Janow

Billy Ray Rollins

Brenda Joyce Findley

Camilla Wyatt

Glenda Fouch

Sherry Ferguson

Lloyde Bilbrey

Andy Gene Elmore

Ernestine Johnson

**Next Months Forecast**

Replace AMR meters & ERTs as needed

Do water & sewer taps & graves

Repair Grinder pumps & cleanings & maint. checks

Test Backflows

Hydrant testing and/or maintenance

finish up west ave. water main lowering for TDOT

Maybe start 6" water line at the Airport

Start Sewer Grinder Pump and Line at Airport

CATOOSA DEPARTMENT  
WATER LOST  
NOVEMBER 2022

<b>MASTER PUMPS</b>	<b>WATER PURCHASED</b>		
70-NORTH	13,287,170		
127 HWY	15,017,280		
GENESIS	6,807,800		
62 HWY	0		
<b>TOTAL</b>	<b>35,112,250</b>		
	<b>WATER SOLD</b>		
MASTER PUMP TOTALS	35,112,250		
LESS CUSTOMERS	19,295,200		
LESS 200 ACCOUNTS	5,415,300		
	10,401,750	<b>% of Loss</b>	<b>30%</b>
FIRE DEPARTMENT			
TANK CLEANING & FILLING	-		
METERED FILLING			
METERED FLUSHING	169,442		
UNMETERED FLUSHING	350		
UNMETERED LEAK	737,970		
BILL ADJUSTMENTS			
METERED LEAKS			
BULK SALES			
<b>TOTAL</b>	<b>9,493,988</b>	<b>Total % Loss</b>	<b>27%</b>

# Permits Break Down Report

	City & County Mechanical	City & County Plumbing	City Commercial	City Residential	County Commercial	County Residential	Land Disturbance Permits	Not Defined	Total Permits	County Fees Paid	City Fees Paid	Total Fees Paid
July 2022	27	30	0	3	1	26	0	1	88	\$29,797.00	\$5,437.00	\$35,394.00
August 2022	20	43	4	19	1	29	2	4	122	\$40,538.00	\$18,973.00	\$59,511.00
September 2022	33	41	3	9	0	37	2	2	127	\$43,071.00	\$9,223.00	\$52,294.00
October 2022	25	22	3	9	1	17	4	1	82	\$22,524.00	\$9,529.00	\$32,053.00
November 2022	27	15	1	4	3	13	1	5	69	\$22,019.00	\$2,218.00	\$24,237.00
<b>Total</b>	<b>132</b>	<b>151</b>	<b>11</b>	<b>44</b>	<b>6</b>	<b>122</b>	<b>9</b>	<b>13</b>	<b>488</b>	<b>\$157,949.00</b>	<b>\$45,380.00</b>	<b>\$203,489.00</b>



**Engineering Projects Report December 3, 2022**

Project	Current Status	Dates
<b>TDOT 127 South Utility Relocation</b>	The Contractor is in the process of submitting materials for approval and has started relocating the utilities.	Target Completion Date June 30, 2024
<b>TDOT 127 North Utility Relocation Section 1</b>	The utilities for this project are 66% financially complete as of November 30th. The Contractor has started testing the waterlines and is moving services over to the new line.	Target Completion Date June 30, 2025
<b>TDOT 127 North Utility Relocation Section 4 (Fentress Cumberland County Line)</b>	The portion of this project that is the City's water utility relocation is complete and a final punch list will be created after the road work is completed.	Target Completion Date August 31, 2026
<b>TDOT 127 North Utility Relocation Section 2</b>	A utility deconfliction meeting was held August 2nd and the City was informed by TDOT that the bid letting will be moved to 2025.	Bid Letting December 8, 2023
<b>TDOT 127 North Utility Relocation Section 3</b>	A utility deconfliction meeting was held August 2nd and the City was informed by TDOT that the bid letting will be moved to 2025.	Bid Letting December 8, 2023
<b>Northwest Connector Phase 3</b>	The utilities for this project are 72% financially complete as of November 30th. The contractor continues to progress with the water and sewer relocation on the west end of the project.	Total Completion Date July 21, 2023 Finish from Genesis To Stout May 31, 2022
<b>Northwest Connector Phase 2 Downtown Sidewalks</b>	All appraisals work has been completed and the City is in the process of acquiring property. TDOT has requested the NEPA (National Environmental Policy Act) Document be updated. This process is a six month long process. City staff is working to finalize all easements.	Bid Letting 2023
<b>Old Lantana Road, County Seat and Southbend Waterline Replacement</b>	The City has reviewed the plans and the Engineer is revising the plans. A construction start date will be established once the easements are acquired.	
<b>Bridges for Trails at Meadow Park</b>	The bridge has been ordered and is expected to be delivered by June 2023. The shop drawings for the bridge will be available this month.	
<b>Quail Hollow Court</b>	The Exhibit "A" document required for the sale of the property will be updated when the Airport Layout Plan is updated.	
<b>Main Street and Lantana Traffic Signal Replacement</b>	The date for the start of work "Notice to Proceed" is December 5th 2022 with the completion date of June 5th 2023. The Contractor has submitted all materials for approval. The current delivery schedule for materials will extend the completion of this project to December of 2023.	Completion date June 5, 2023
<b>Fourth Street and West Avenue Traffic Signal Replacement</b>	The City has received a draft set of ROW plans. A utility coordination meeting is forthcoming. This project has low priorities because the City will not have STP funds to fund construction for three to five years.	
<b>Meadow Park Water Filtration Plant Sewer Project</b>	The Engineer has created the exhibits for the easements. The City is in the process of acquiring the easements.	Schedule will be forthcoming
<b>Raw Water Study (Meadow Park Lake Expansion)</b>	The field work has been completed and the firms are compiling the information into a document.	
<b>Airport Obstruction Removal</b>	A pre-construction meeting is scheduled next week. The obstruction clearing should start in January.	
<b>Underwood Street Sidewalk</b>	Acquisition documents have been turned over to the City Attorney so that City Staff can negotiate the acquisitions.	
<b>Tulip Drive Sewer Installation Airport ALP</b>	The plans are complete and the City is awaiting the payment of the fees. The aircraft counter has been installed and the ALP contract has been extended for one year.	
<b>Industrial Blvd and Highway 127 Intersection Waterline Rehab</b>	The Contracts have been signed. The start date for the contract is December 5th 2022 and the completion date is June 3rd 2022. The Contractor will be starting this project when the weather breaks.	Completion date June 3, 2023
<b>Deer Creek Sewer</b>	HOA of Deer Creek has renewed their sewer permit and they are discussing options for connecting to the City Sewer system. This project will be removed from this list because the HOA is not pursuing moving forward with the project.	
<b>TDOT SR 1 Highway 70 Bridge Replacement (Sparta Highway) Utility Relocation</b>	We are waiting on the bid letting. All plans and specifications have been delivered to TDOT.	Bid Letting December 9, 2022
<b>TDOT SR 24 Highway 70 North Bridge Replacement Utility Relocation</b>	The Engineer is developing the utility relocation plan. TDOT is working out clearance issues with TVA lines and this project's timeline will grow.	Bid Letting August 19, 2022 DELAYED
<b>CoLinX Fire Pump and Tank System</b>	The line has been capped and the tank and pump have been disconnected from the fire system.	
<b>Little Obed Pedestrian Bridge</b>	The City was not selected for the CDBG grant.	
<b>Meadow Park Water Filtration Transfer Pumps</b>	The Contractor has installed the new pump and it is functioning. One of the original pumps has been removed to be rebuilt. The original pump was installed before the roof was installed and the contractor had to cut the shaft and the housing. A change order will be developed for this modification. The rebuilt pump will be reinstalled this month.	
<b>Miller Avenue Crosswalk</b>	The City is coordinating the signage and striping. The signal should be on flash on December 14th and go in to full operation January 4th.	
<b>Airport PAPI Replacement</b>	The lights have been installed. Wiring and cleanup remains as unfinished work.	Completion date December 14, 2022
<b>High Mast Light Replacement on Peavine Interchange</b>	The Contractor has completed the installation of the new pole and light and is awaiting materials for the pole with broken cables.	
<b>Meadow Park Kayak Launch</b>	The Contractor has received all material except the cable and has started the manufacturing of the launch.	
<b>Site Construction for Airport Box Hangars</b>	The Street Department has started the excavation work and have installed about half of the fill material. The Engineering Department has ordered the precast concrete materials which should be delivered within the next month. The Engineering Department is also modifying the stormwater pollution permit for an additional site.	
<b>Truck Route</b>	One RFQ was received and the Engineering Department is reviewing the qualifications.	
<b>Hilltoppers Paved Trail Extension</b>	The Street Department has completed the earth work and placed the stone base for the asphalt trail. The asphalt will be bid in the spring.	
<b>Airport Terminal Building</b>	The Engineers and Architects are developing the plans and specifications.	
<b>TDOT West Avenue Drainage Repair and Paving</b>	TDOT's contractor has paved this section of West Avenue. TDOT has set a storm junction box on the shoulder of Tenth Street. City Crews have connected the junction box to the City's storm sewer. City Crews have installed valves on the water lines in the area of the intersection and await on TDOT to acquire an environmental permit to install a 54 inch concrete culvert across West Avenue. The new asphalt will be cut, once the permit has been acquired, and the culvert will be extended across West Avenue. City crews will also perform waterline work in the new asphalt at this time. This will not occur until the permit is acquired by TDOT.	
<b>Private Developments</b>		
<b>The Gardens Phase 8 Plat 3</b>	All roads, water and sewer are complete. The stormwater retention structures have not been completed and the City is holding a financial guarantee for this work.	
<b>The Gardens Phase 8 Plat 4</b>	The Final Plat has been approved by the Planning Commission. All utilities have been approved. Work has not started on the road.	
<b>Sky View Meadow Subdivision Phase 2</b>	All roads, water and sewer are complete. The stormwater retention structures have not been completed and the City is holding a financial guarantee for this work.	

**Airport Committee Meeting Report from FBO: December 5, 2022**

**October Fuel Flow: 10,161 gallons**

**Avgas: 4,192 gallons**

**Jet A: 5,969 gallons**

**November Fuel Flow: 7,229 gallons**

**Avgas: 2,616 gallons**

**Jet A: 4,613 gallons**

Last November Fuel Flow: 8,828 gallons

Avgas: 3,038 gallons

Jet A: 5,790 gallons

Fuel sales were off in November over October and also down year over year. Weather and the Holliday weekend slowed operations.

We flew 183.4 hours in Crossville for flight training. Training activity continues to remain strong at Crossville. We are acquiring a second Tecnam P2008 and it will be based in Crossville starting in January.

Maintenance continues to be busy. At the beginning of 2023 we will add two CCHS interns in maintenance who will be working part time in the afternoons after school.

6 Months interest in December and May  
Principal payment in May

			11/30/2021	Due May		6/30/2022
	PAY OUT	INT RATE	LOAN BALANCE	PRINCIPAL PAYMENT	INTEREST PAYMENT	LOAN BALANCE
GENERAL FUND						
				May-22		
E-911	2024	Variable	\$ 193,000	\$ 63,000	\$ 5,800	\$ 130,000
2020 Series A1 Bonds	2037	4.00%	\$ 3,965,000	\$ 60,000	\$ 50,727	\$ 3,905,000
2020 Series B Bonds	2028	4.27%	\$ 1,915,000	\$ 265,000	\$ 12,046	\$ 1,650,000
2020 Series A2 Bonds	2037	3.00%	\$ 1,165,000	\$ 60,000	\$ 15,112	\$ 1,105,000
			\$ -	\$ -	\$ -	\$ -
			<u>\$ 7,238,000</u>	<u>\$ 448,000</u>	<u>\$ 83,685</u>	<u>\$ 6,790,000</u>
Water & Sewer Fund						
2020 Series C Bonds	2050	4.00%	\$ 29,905,000	\$ 545,000	\$ 703,766	\$ 29,360,000
Catoosa's Share			\$ (5,821,326)	\$ (106,090)	\$ (136,995)	\$ (5,715,236)
			\$ 24,083,674	\$ 438,910	\$ 566,771	\$ 23,644,764
2020 Series D Bonds	2027	4.19%	\$ 1,230,000	\$ 200,000	\$ 12,140	\$ 1,030,000
			<u>\$ 25,313,674</u>	<u>\$ 638,910</u>	<u>\$ 578,911</u>	<u>\$ 24,674,764</u>
CATOOSA						
2020 Series C Bonds	2050	4.00%	\$ 5,821,326	\$ 106,090	\$ 136,995	\$ 5,715,236
5/20/2021 RUD Plateau tank 40 yrs	2061	1.75	\$ 888,717	\$ 15,544	\$ 15,428	\$ 873,173
			<u>\$ 6,710,043</u>	<u>\$ 121,634</u>	<u>\$ 152,423</u>	<u>\$ 6,588,409</u>
<b>TOTALS (WATER &amp; SEWER FUND)</b>			<u><b>\$ 32,023,717</b></u>	<u><b>\$ 760,544</b></u>	<u><b>\$ 731,334</b></u>	<u><b>\$ 31,263,173</b></u>
					<u>TOTAL</u>	\$ 38,053,173

CITY OF CROSSVILLE  
CURRENT GRANTS/PROJECTS

GENERAL FUND

Grant Agency	Amount			Money	Money	To Be
	Grant	Local	Total	Spent	Received	Received
<b>AWARDED:</b>						
Dept. of Justice	\$ 36,781.44	\$ 36,781.44	\$ 73,562.88	\$ 63,732.12	\$ 36,793.78	
THSO Alcohol Saturation/Checkpoint Grant	\$ 20,000.00	\$ -	\$ 20,000.00			
HIDTA	\$ 18,000.00	\$ -	\$ 18,000.00			
TDOT-Aeronautics	\$ 15,000.00	\$ -	\$ -	\$ 15,280.71	\$ 15,280.71	
TDOT-Aeronautics	\$ 190,000.00	\$ 10,000.00	\$ 200,000.00	\$ 28,492.59	\$ 19,601.36	
TDOT-Aeronautics	\$ 153,395.00	\$ 1,835.00	\$ 155,230.00	\$ 36,035.00	\$ 34,200.00	
TDOT-TAP	\$ 1,299,651.36	\$ 324,912.84	\$ 1,624,564.20			
TDOT-Surface Trans	\$ 1,046,137.00	\$ 251,534.00		\$ 1,266,050.21	\$ 1,017,195.37	
TDOT-Surface Trans	\$ 458,648.00	\$ 114,662.00	\$ 573,310.00	\$ 237,226.03	\$ 189,780.82	
TDOT-Aeronautics	\$ 44,100.00	\$ -	\$ 44,100.00	\$ 44,100.00	\$ 44,100.00	
TDOT-Aeronautics	\$ 18,900.00	\$ -	\$ -	\$ 9,021.68	\$ 9,021.68	
TDOT-Aeronautics	\$ 32,300.00	\$ 1,700.00	\$ 34,000.00	\$ 7,700.00	\$ 6,000.00	
TDOT-Aeronautics	\$ 3,494,987.87	\$ -	\$ -	\$ 9,000.00	\$ 1,747,493.93	
TDOT-Aeronautics	\$ 15,000.00	\$ -	\$ -	\$ 4,563.67	\$ 4,335.49	
TDOT-Aeronautics	\$ 9,000.00	\$ -	\$ 9,000.00	\$ 9,000.00	\$ 9,000.00	
TDOT-Aeronautics	\$ 22,000.00		\$ 22,000.00	\$ 12,116.24	\$ 12,116.24	