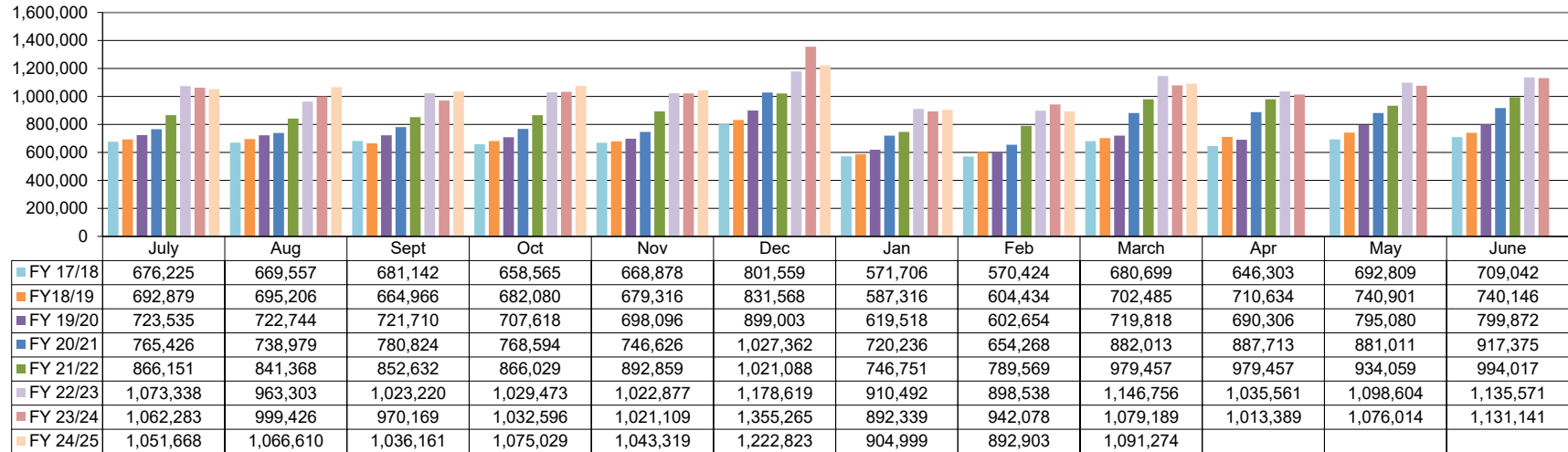
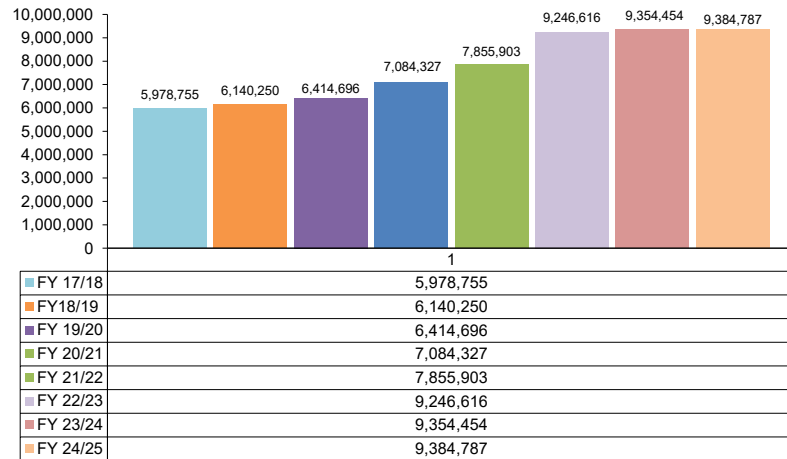


Sales Tax



Sales Tax Revenue Year-to-Date

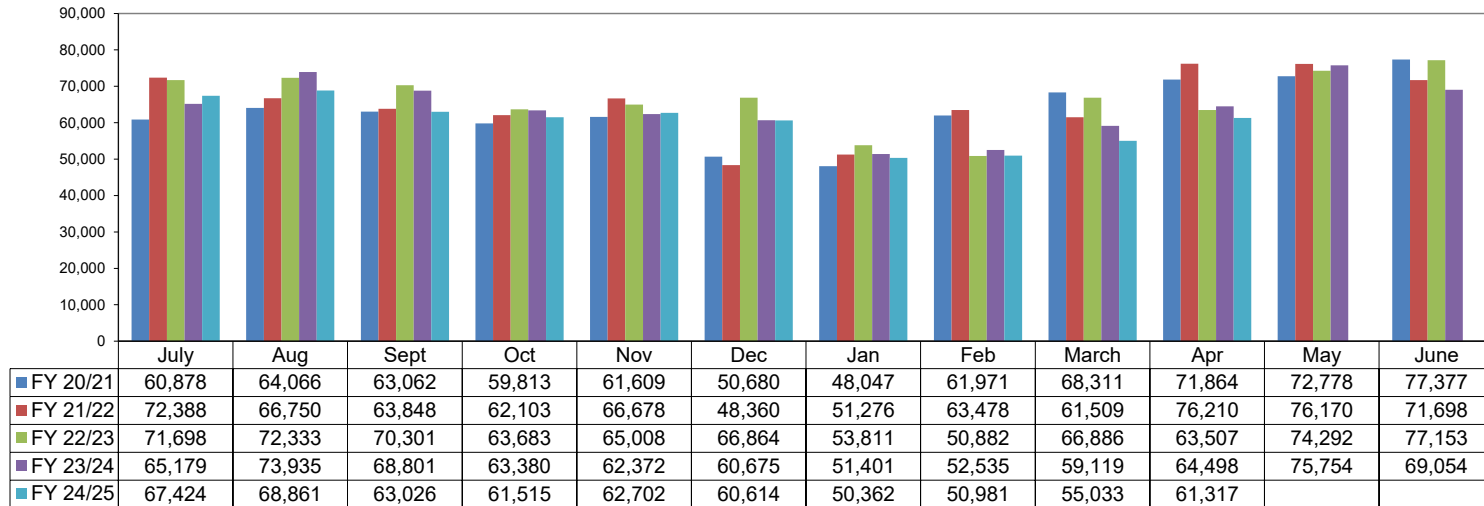


*COLLECTIONS IN THE CITY OF CROSSVILLE

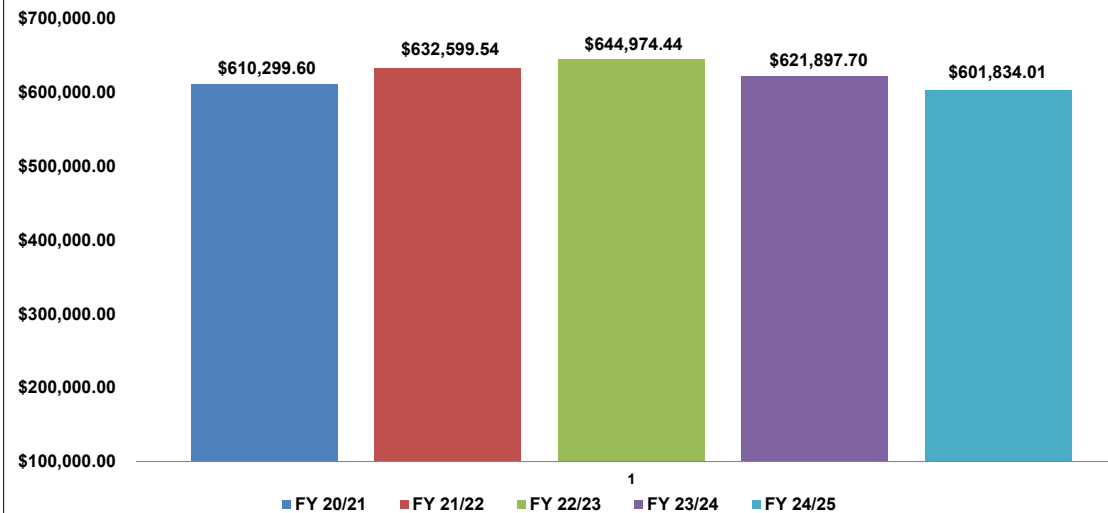
State of TN Cost of Administration	1.125%	\$	24,963.86
Net Collections (sent to Trustee's office)		\$	2,194,045.96
Local Option Out of State Distribution		\$	10,442.64
Trustee of Cumberland County	1%	\$	21,940.46
Net To Be Distributed		\$	2,182,548.14
CITY OF CROSSVILLE SPLIT			
Check to City of Crossville		\$	1,091,274.07
Check to Cumberland County Board of Education		\$	1,091,274.07

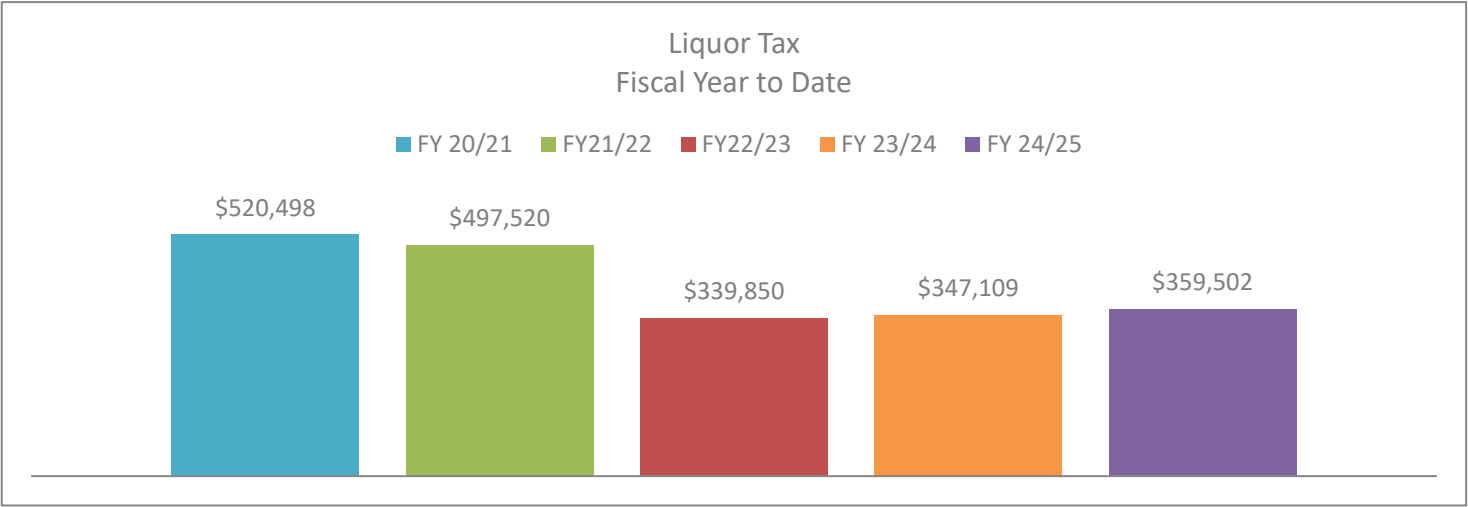
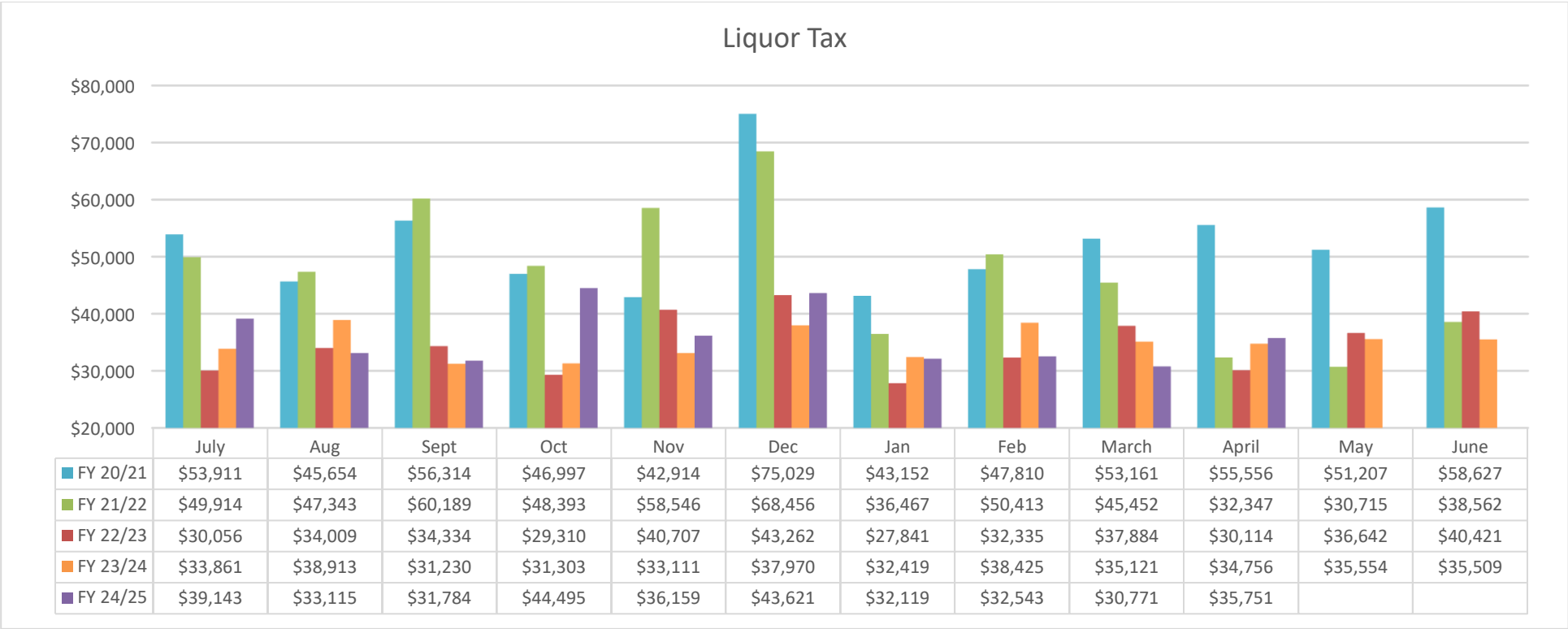
*Totals reported in May but actually collected in March

Wholesale Beer Tax

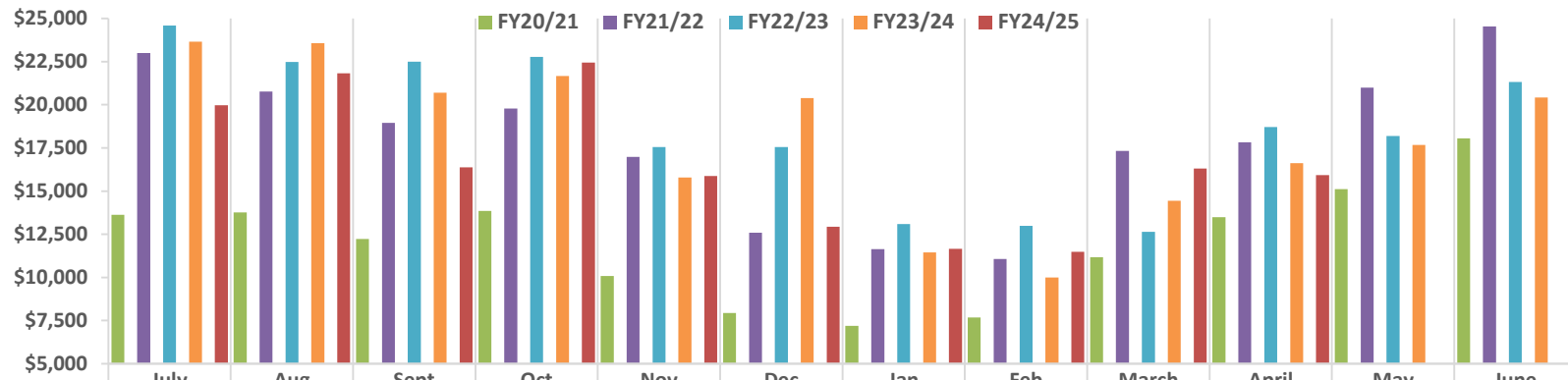


Wholesale Beer Tax Revenue Year To Date



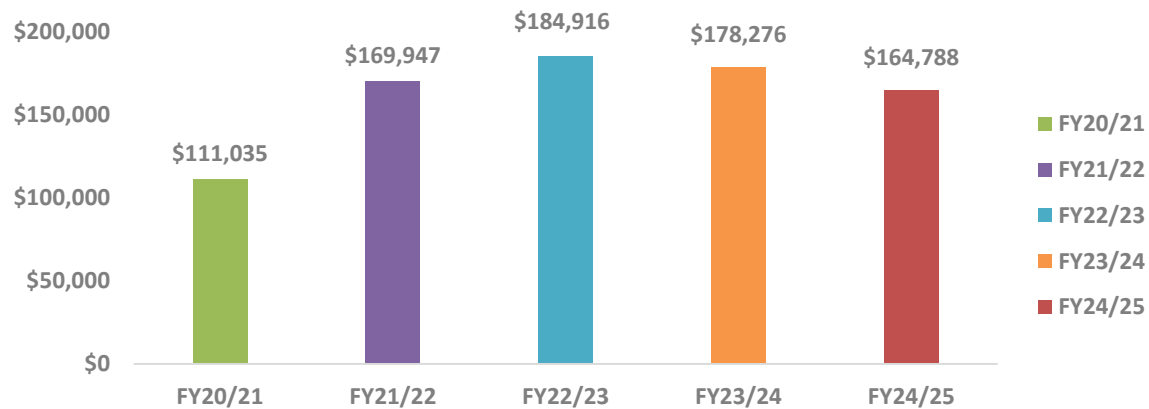


HOTEL OCCUPANCY TAX



	July	Aug	Sept	Oct	Nov	Dec	Jan	Feb	March	April	May	June
FY20/21	\$13,626	\$13,762	\$12,228	\$13,859	\$10,089	\$7,934	\$7,194	\$7,674	\$11,174	\$13,495	\$15,107	\$18,045
FY21/22	\$22,989	\$20,773	\$18,959	\$19,785	\$16,977	\$12,596	\$11,645	\$11,066	\$17,324	\$17,832	\$21,000	\$24,535
FY22/23	\$24,596	\$22,474	\$22,499	\$22,779	\$17,560	\$17,560	\$13,095	\$12,993	\$12,646	\$18,716	\$18,192	\$21,317
FY23/24	\$23,661	\$23,574	\$20,700	\$21,667	\$15,791	\$20,389	\$11,442	\$10,003	\$14,439	\$16,610	\$17,676	\$20,420
FY24/25	\$19,970	\$21,829	\$16,380	\$22,437	\$15,867	\$12,932	\$11,658	\$11,479	\$16,301	\$15,935		

Hotel Occupancy Tax - Year to Date



Monthly Stats

May 2025

CITATIONS		OFFENSES		ARRESTS	
Improper Use of Lane	1	Burglary	8	Fraud	3
Speeding	13	Theft from Vehicle	1	Criminal Impersonation	2
Seatbelt Violation	9	Violation of OP	1	Shoplifting	6
Texting while Driving	2	Theft from Building	1	Assault	3
Due Care		Assault	3	Domestic Assault	3
Insurance Violation	6	Fraud	25	Misuse of 911	
Registration Violation	13	Vehicle Theft	1	Resist/Evading Arrest	4
Light Law Violation	5	Shoplifting	2	Drug Violation	16
Window Tint Violation	1	Lost Property	6	Drug Equipment	8
Failure to Yield Blue lights	1	Criminal Littering	1	DUI	6
Ran Stop Sign	1	Vandalism	8	Viol of OP/Bond Conditions	1
Following too Close	1	Forcible Fondling	2	DOR/DOS/No DL	12
		ICAC	2	Wepons Law Violation	4
		Counterfeit	1	Public Intoxication	13
		APS Referral	1	Criminal Trespass	4
		Recovery	1	Underage Consumption	4
		Property Damage	2	Contraband into Jail	1
				Traffic Violations	5
				Indecent Exposure	1
				Warrant	14
				Reckless Endangerment	1
				Tampering with Evidence	1
TOTAL	53	TOTAL	66		
SPEED WARNINGS	1	JUVENILE ARRESTS		TOTAL	112
WARNINGS	0	Vaping Violation	12	SOCIAL SERVICES	
Accidents		Disorderly Conduct	2	VICTIM CONTACTS	5
Fatality	0	Assault	11	INFO/REFERAL/SERVICES	2
With Injury	15	Unruly Juvenile	1	ROAD CALLS	2049
Without Injury	28	Underage Consumption	1	SCHOOL CALLS	947
Minor	58	Runaway	1	ANIMAL CONTROL CALLS	35
TOTAL	101	TOTAL	28	TOTAL CALLS	3031

* Participated in four THSO Hands Across the Border checkpoint, Kentucky, Georgia, Alabama and North Carolina.

* May 24th provided traffic and crowd control for the car show on Main Street

* New hire interviews were held May 29th & 30th.

TN CROSSVILLE POLICE DEPARTMENT
Activity Summary - By Activity Type - SRO

From 05/01/2025 Through 05/31/2025

Page 1 of 2

Activity / Event	Count	As Substitute	Total Count	% To Total
Accidents	4	0	4	0.42
Alcohol - Possession	0	0	0	0.00
Alcohol - Under Influence	0	0	0	0.00
Arrests/Citations Issued	29	0	29	3.06
Assault Aggravated	0	0	0	0.00
Assist. - Other Agency	4	0	4	0.42
Assist. - School Admin	163	0	163	17.21
Athletic Events	0	0	0	0.00
Campus Foot Patrol	261	0	261	27.56
Classroom Activity	31	0	31	3.27
Consultation - Parents	82	0	82	8.66
Consultation - Students	306	0	306	32.31
Court Appearances	1	0	1	0.11
Disorderly Conduct	9	0	9	0.95
Drug Arrest	0	0	0	0.00
Incident Report	9	0	9	0.95
Meetings - Other	1	0	1	0.11
Meetings - School	4	0	4	0.42
Meetings - SRO Divisional	0	0	0	0.00
Non-THC Vape	8	0	8	0.84
Simple Assault	6	0	6	0.63
Special Events - Non Athletic	12	0	12	1.27
THC Vape	4	0	4	0.42
Theft	0	0	0	0.00
Theft Related	0	0	0	0.00
Traffic Accident	0	0	0	0.00
Training	2	0	2	0.21
Unsecure Doors	11	0	11	1.16
Vandalism	0	0	0	0.00

Print Date: Jun 02 2025 - 11:40:58

All Agencies, From 05/01/2025, Through 05/31/2025

Juvenile-Activity_Summary_ByActivity

SVANDEVER

TN CROSSVILLE POLICE DEPARTMENT
Activity Summary - By Activity Type - SRO
From 05/01/2025 Through 05/31/2025

Page 2 of 2

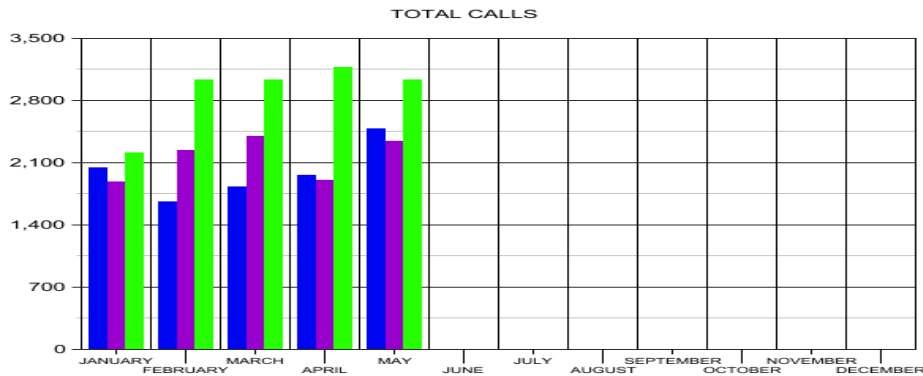
Activity / Event	Count	As Substitute	Total Count	% To Total
Vehicle/Equipment Inspection/Maintenance	0	0	0	0.00
Weapon Related	0	0	0	0.00
Total Activity / Events: 947		0	947	



CROSSVILLE POLICE DEPARTMENT STAT COMPARISONS

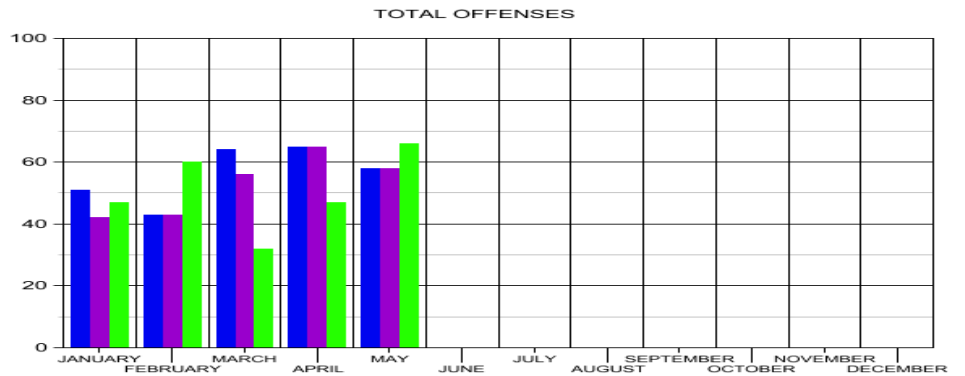
YEAR TO YEAR

2023 2024 2025



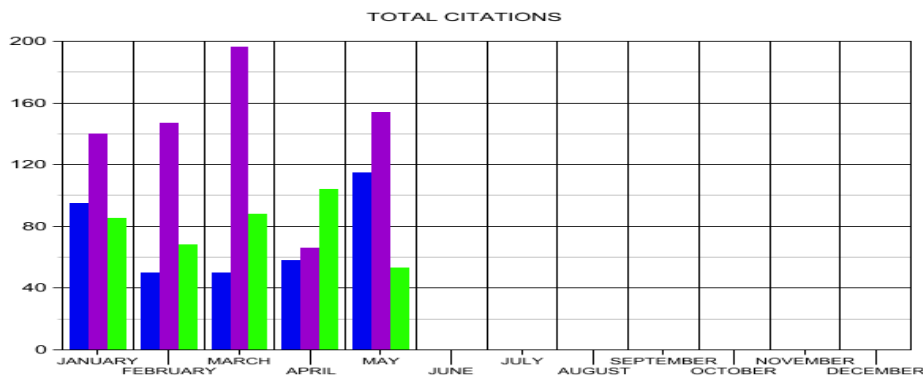
CALLS

2023—9,976 2024—10,761 2025—14,479



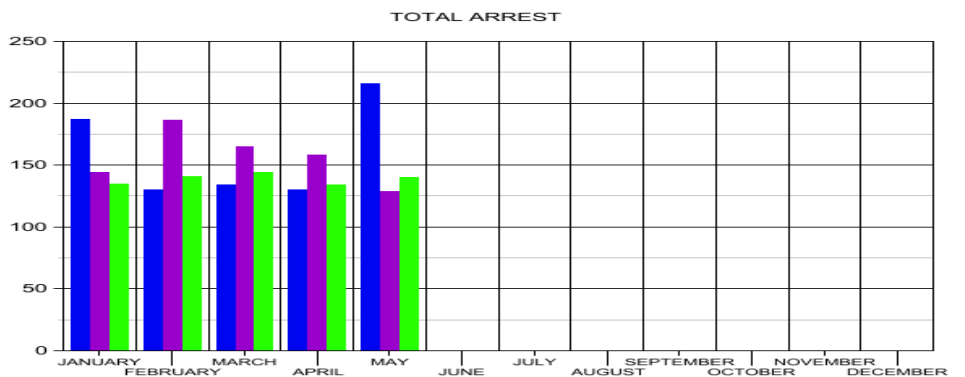
OFFENSES

2023—281 2024—264 2025—252



CITATIONS

2023—368 2024—703 2025—398



ARREST

2023—797 2024—782 2025—694



CROSSVILLE POLICE DEPARTMENT

STAT COMPARISONS

MAY 25 TOTAL CALLS - 3,031

APR 25 TOTAL CALLS - 3,172

YEAR TO DATE - 14,299

SPECIAL EVENTS

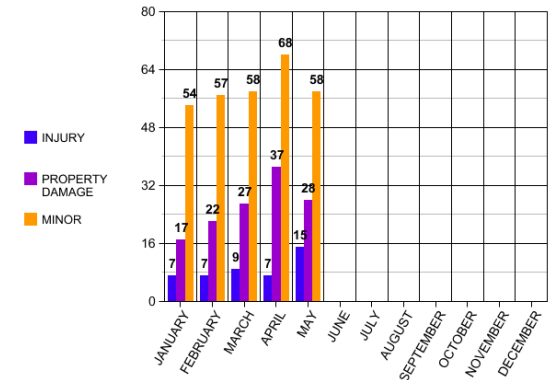
HATB CHECKPOINTS

NC, KY, AL, & GA

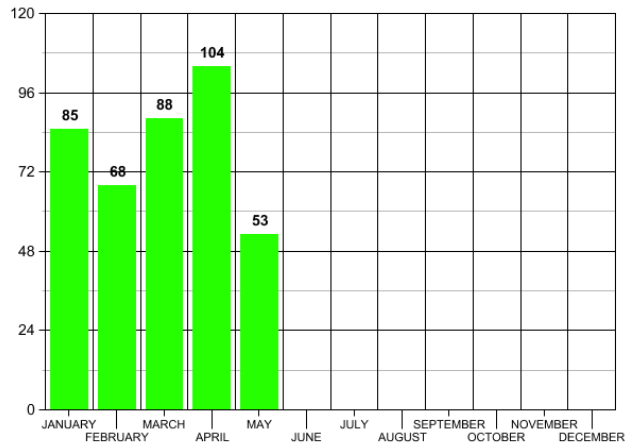
NEW HIRE INTERVIEWS

CAR SHOW

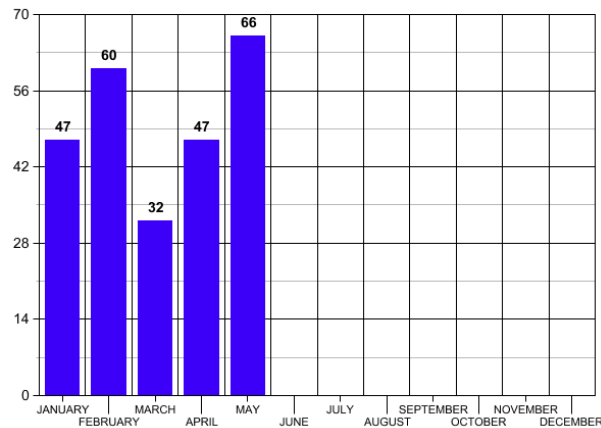
MONTHLY ACCIDENTS



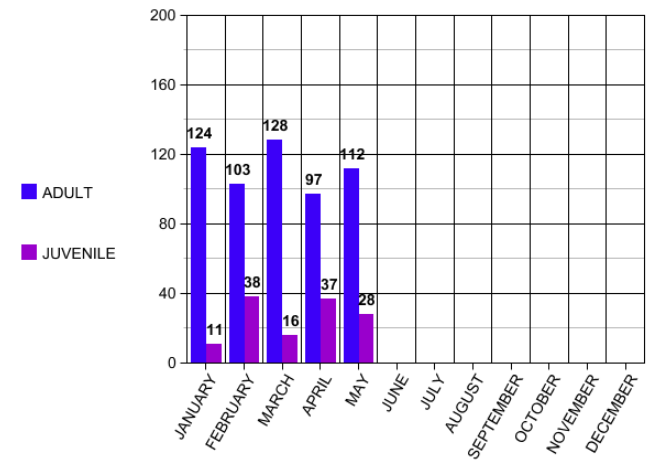
MONTHLY CITATIONS



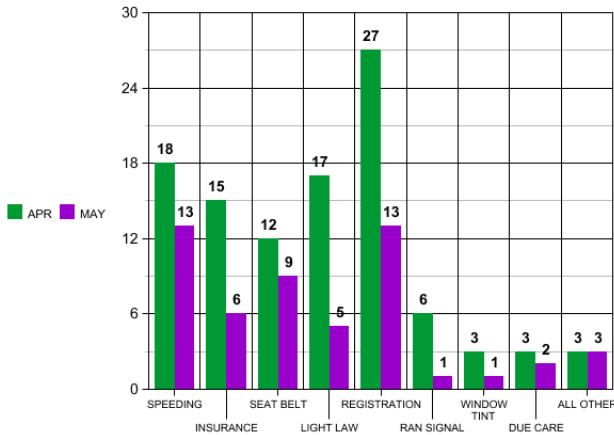
MONTHLY OFFENSES



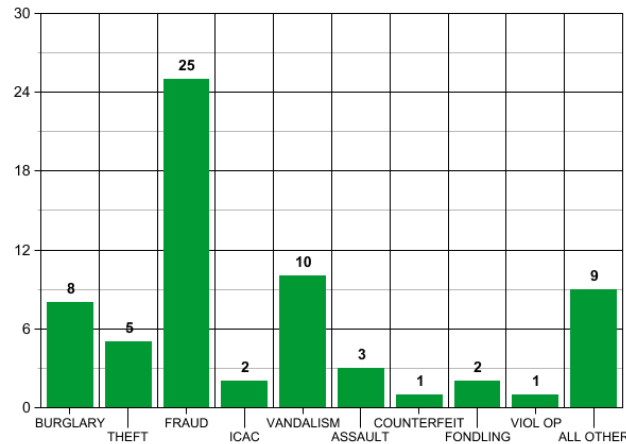
MONTHLY ARREST



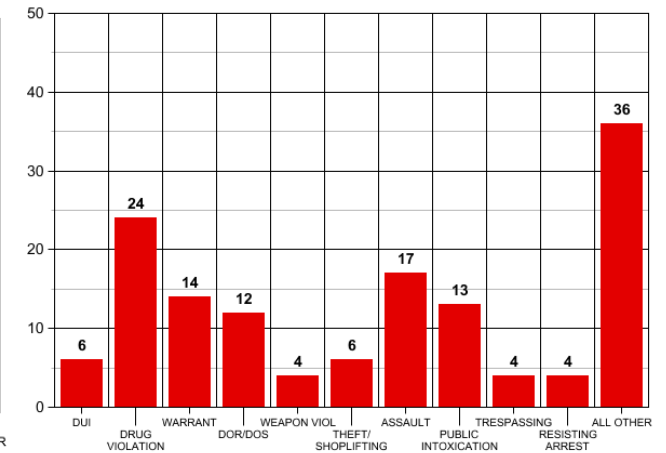
PREVIOUS MONTH CITATION COMPARISON



OFFENSE BY CATEGORY



ARREST BY CATEGORY



Crossville Fire Dept.

Crossville, TN

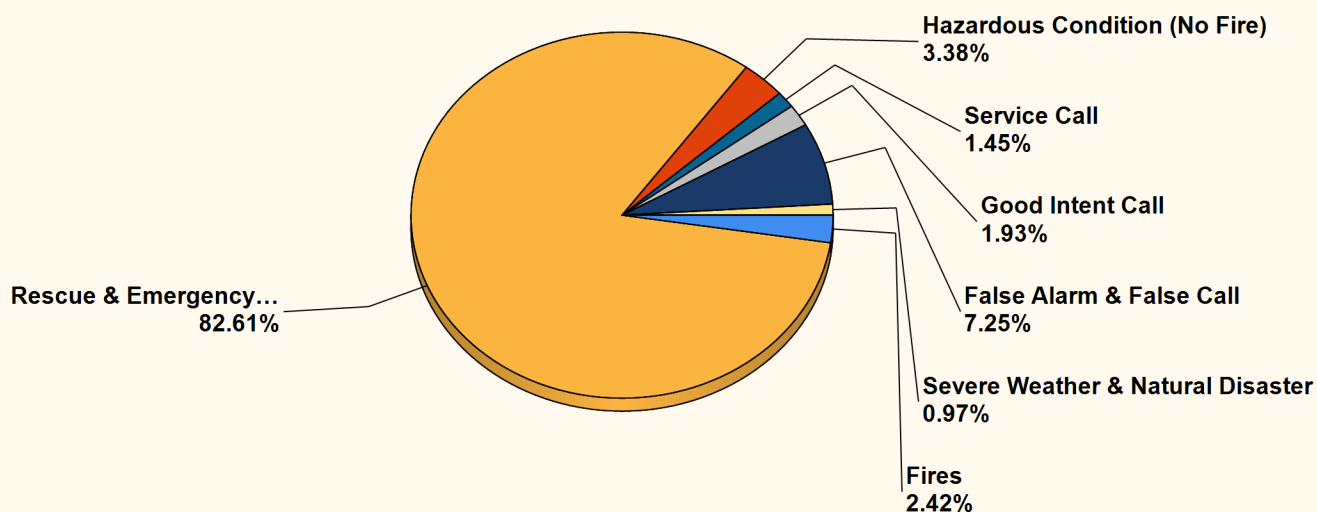
This report was generated on 6/2/2025 8:13:45 AM

CROSSVILLE



Breakdown by Major Incident Types for Date Range

Zone(s): All Zones | Start Date: 05/01/2025 | End Date: 05/31/2025



MAJOR INCIDENT TYPE	# INCIDENTS	% of TOTAL
Fires	5	2.42%
Rescue & Emergency Medical Service	171	82.61%
Hazardous Condition (No Fire)	7	3.38%
Service Call	3	1.45%
Good Intent Call	4	1.93%
False Alarm & False Call	15	7.25%
Severe Weather & Natural Disaster	2	0.97%
TOTAL	207	100%

Only REVIEWED and/or LOCKED IMPORTED incidents are included. Summary results for a major incident type are not displayed if the count is zero.



emergencyreporting.com
Doc Id: 553
Page # 1 of 2

Detailed Breakdown by Incident Type

INCIDENT TYPE	# INCIDENTS	% of TOTAL
111 - Building fire	1	0.48%
118 - Trash or rubbish fire, contained	1	0.48%
131 - Passenger vehicle fire	1	0.48%
154 - Dumpster or other outside trash receptacle fire	2	0.97%
311 - Medical assist, assist EMS crew	1	0.48%
321 - EMS call, excluding vehicle accident with injury	147	71.01%
322 - Motor vehicle accident with injuries	15	7.25%
324 - Motor vehicle accident with no injuries.	8	3.86%
400 - Hazardous condition, other	1	0.48%
424 - Carbon monoxide incident	1	0.48%
444 - Power line down	4	1.93%
445 - Arcing, shorted electrical equipment	1	0.48%
561 - Unauthorized burning	3	1.45%
611 - Dispatched & cancelled en route	3	1.45%
651 - Smoke scare, odor of smoke	1	0.48%
700 - False alarm or false call, other	3	1.45%
732 - Extinguishing system activation due to malfunction	1	0.48%
735 - Alarm system sounded due to malfunction	1	0.48%
736 - CO detector activation due to malfunction	2	0.97%
740 - Unintentional transmission of alarm, other	1	0.48%
744 - Detector activation, no fire - unintentional	2	0.97%
745 - Alarm system activation, no fire - unintentional	5	2.42%
800 - Severe weather or natural disaster, other	2	0.97%
TOTAL INCIDENTS:	207	100%

Only REVIEWED and/or LOCKED IMPORTED incidents are included. Summary results for a major incident type are not displayed if the count is zero.



Water Loss

	Consumption	Water loss - flushing	Water loss - leaks	Water loss-fire fighting	Total Internal Use	Unaccounted-for Water	Pumped Water	LOSS %
2024								
January	88,553,100	378,481	3,495,413	0	3,873,894	39,582,706	132,009,700	30%
February	105,450,600	509,475	141,116	720	651,311	3,165,589	109,267,500	3%
March	90,362,500	293,661	382,776	25,360	701,797	19,023,803	110,088,100	17%
April	89,912,900	23,866	2,199,219	1,800	2,224,885	19,623,215	111,761,000	18%
May	95,249,300	60,692	2,820,340	6,835	2,887,867	22,702,133	120,839,300	19%
June	98,602,900	123,767	2,447,742	30,475	2,601,984	25,893,816	127,098,700	20%
July	115,335,300	238,550	3,193,598	12,180	3,444,328	15,916,372	134,696,000	12%
August	123,053,100	723,971	3,740,784	18,490	4,483,245	5,883,055	133,419,400	4%
September	113,992,200	1,244,809	2,244,280	7,735	3,496,824	3,370,977	120,860,000	3%
October	106,415,200	219,050	4,478,022	8,448	4,705,520	8,171,380	119,292,100	7%
November	100,404,600	98,871	1,509,121	3,539	1,611,531	3,160,369	105,176,500	3%
December	96,556,900	32,406	2,061,039	1,800	2,095,245	17,409,855	116,062,000	15%
2025								
January	94,545,900	346,675	2,190,268	5,825	2,542,768	25,624,232	122,712,900	21%
February	105,136,000	67,747	689,662	3,900	761,309	757,091	106,654,400	1%
March	93,026,100	310,111	4,321,812	9,840	4,641,763	9,698,437	107,366,300	9%
April	91,599,900	267,289	1,432,904	33,420	1,733,613	10,656,487	103,990,000	10%
May	96,969,500	1,298,333	1,017,709	11,915	2,327,957	14,499,643	113,797,100	13%
June					0	0		#DIV/0!
July					0	0		#DIV/0!
August					0	0		#DIV/0!
September					0	0		#DIV/0!
October					0	0		#DIV/0!
November					0	0		#DIV/0!
December					0	0		#DIV/0!
TOTAL:								
6 mos	577,834,300	2,322,561	11,713,394	66,700	14,102,655	78,645,745	670,582,700	12%
12 mos	1,235,637,600	4,971,579	29,326,940	147,567	34,446,086	141,041,714	1,411,125,400	10%

MONTHLY REPORT

Street Department

May 2025

Street Department Work Orders:

- Sweeper Truck
 - 10 loads of debris, 186 locations.
- Brush Removal
 - 38 Loads, 175 locations.
- Clean culverts & pipes – Sparta Drive and Camelot Subdivision
- Install / Replace culvert
 - Central Avenue
- Reshape shoulders & ditches on Crossroads Drive
- Patch Gravel Shoulders
 - Stout Road, Sweeney Drive, Old Jamestown Hwy, Larch Drive, Bennett Way, Walker Street, North Street, Old Mail Road, Huddle Road, Hillcrest Drive, Mockingbird Drive, Holiday Drive, Webb Avenue, Hayes Street, Matherly Street.
- Patching
 - Hickory Circle, Stanley Street, corner of Larch Drive & Tulip Drive
- Durapatching
 - Huddle Lane, Knights Way, Sherwood Farms
- Concrete Pours
 - Behind Kroger's on Sparta Drive (curb & gutter)
 - Holiday Drive (sidewalk pour)
 - Thurman Avenue (sidewalk – new)
 - Public Works (curb & gutter)

Sign and Electrical Maintenance Work Orders:

- Preventative maintenance of traffic signals
 - #39 Sparta @ Kroger's
 - Update maintenance book
- Electrical Maintenance/Repairs on Street Lights
 - Street lights and poles on Main Street
- Traffic Signal Repair/Maintenance
 - #38 Miller Avenue @ Fourth Street – change green ball
 - #32 West @ Miller – change green arrow
 - #4 127 @ E. First Street – Adjust Wavetronix
- School light maintenance –
 - Repair school lights at Martin Elementary

- Misc. work with bucket truck
 - Adjust camera at pickleball court
 - Take down banner hardware
- Sign repair/Maintenance and Fabricating letters
 - Annexation signage
 - Put stop sign back up on Commercial Drive
 - Fabricated stop signs
 - Cleaned and straightened signs in five locations

Miscellaneous:

- Curb and gutter behind Kroger's (Sparta Drive)
- Traffic signal training
- Assistance to other departments:
 - Pick up sand for ballfields
 - Trench for Fire Department Safety Training
 - Tornado damage clean-up in Big Lick
- Haul off dirt for Utility Maintenance
- Road closures:
 - Pure Spin Block Party
 - Memorial Day Event
 - Car Show
 - Fit Fest
- Beeper Call-outs:
 - Tree branch across the road on Old Lantana Road
 - Trash in roadway
 - Miller Avenue & Fourth – Green light bulb
 - Tree down on Dorton Road
 - E. First Street & Webb Avenue – Red light on flash

MAY 2025 MONTHLY REPORT

MAINTENANCE DEPARTMENT

GENERAL MAINTENANCE WORK ORDERS COMPLETED: 98

SPECIAL PROJECTS/WORK ORDERS:

- Storm clean-up
- Replace kitchen cabinets and counters at the Airport

SERVICE TRUCK CALLS: 24

VEHICLE/EQUIPMENT SERVICES AND REPAIRS:

- CODES
 - Unit 316 – Bed cover.
- AIRPORT
 - NONE
- CATOOSA
 - Unit 1208 – A/C system; replaced service fittings.
 - Unit 1207 – Service.
- FIRE
 - Engine 18 – Greased front end; recharged A/C system.
 - Tahoe – Transmission; transmission coolant flush.
- MAINTENANCE
 - Unit 215 – Pulled and replaced injectors; service.
 - Unit 250 – Charged A/C system.
- WATER TRANSMISSION/SEWER
 - Vac machine – Replaced EFI fuel pump: service.
 - Unit 445 – Wiper motor assembly.
 - Unit 431 – Front window.
- STREET
 - Unit 604 – Replace battery.
 - Unit 639 – Brake & axle seals.
- POLICE
 - S.W.A.T. van – Installed floor mat, benches, lights, and siren.
 - Unit 59 – Battery.
 - Unit 26 – Service.
 - Black Charger – Service.
 - Unit 45 – Service.
 - Unit 58 – Service, air-filter.
 - Unit 35 – Service, front & rear brakes.
 - Unit 16 – Service, front brakes.
 - Unit 10 – Service, air filter.

- PARKS & RECREATION
 - Unit 702 – Heater hose.
- WATER TREATMENT
 - NONE
- IT DEPARTMENT
 - NONE
- EMERGENCY MANAGEMENT
 - NONE
- ENGINEERING
 - NONE
- CEMETERY
 - Unit 115 – Service.
- STORM WATER
 - Unit 814 – Left rear wheel speed sensor.
- VEOLIA
 - NONE
- CENTRAL STAFF
 - NONE

May 2025 Maintenance Report

Holiday Hills

General Maintenance:

- ❖ Changed monthly water filters for machines
- ❖ Serviced Dehumidifiers
- ❖ Serviced Odd number motors and pumps
- ❖ Changed caustic tubes in pumps
- ❖ Changed poly tubes in pumps
- ❖ Evaluated plant for safety and health Hazards put up new signs

Continuing Projects:

- ❖ Pump changeouts and plumbing for pre and post miox
- ❖ New plumbing and chemical drops in the finished water line in basement
- ❖ Fence moved and new pump storage building
- ❖ Fence repair

Meadow Park Lake

General Maintenance:

- ❖ Changed monthly water filters for machines
- ❖ Serviced Dehumidifiers
- ❖ Serviced odd number motors and pumps
- ❖ Changed caustic tubes in pumps
- ❖ Changed poly tubes in pumps
- ❖ Cleaned out all venturi ports
- ❖ Sprayed weeds
- ❖ Cleaned ports for ROF and LOH meters
- ❖ Loaded scrap hopper from Building took down old shed
- ❖ Fixed gravel drive
- ❖ Evaluated chemical Hazards and put up new signs
- ❖ Replaced pre miox back pressure valve

Unexpected Repairs:

- ❖ Back pressure valve

Continuing Projects:

- ❖ New bicarb stands for raw pumphouse
- ❖ Fence addition and new gate placement

Utility Maintenance

May-25
Monthly Report

<u>Locations:</u>	334
-------------------	-----

<u>Backflows Tested:</u>	23
--------------------------	----

<u>Grinder Pumps Sold:</u>	4
----------------------------	---

<u>Preliminary Inspections:</u>	1
---------------------------------	---

<u>Final Inspections:</u>	1
---------------------------	---

<u>Replacement Pumps</u>	0
--------------------------	---

<u>Grinder Pumps Repairs</u>	20
------------------------------	----

<u>Meter:</u> Turn-Ons	25
Turn-Offs	21
Occupant Changes	71
Reinstates	39
Checks, Replacement, Repair	19
Water Taps	9
Main Line Leaks	2
Service Repairs	3

<u>Total Water Loss:</u>	1,314,747.4 gallons
--------------------------	---------------------

<u>Sewer Taps</u>	5
-------------------	---

<u>Sewer Line Repairs</u>	1
---------------------------	---

<u>Graves</u>	5
---------------	---

<u>Pipe Installed</u>	239' of 3/4" copper
	10' of 1" copper
	3' of 2" copper
	0' of 6" PVC
	0' 12" PVC
	13' 2" PVC
	0' of 4" pvc
	0' of 3/4 PVC
	0' of 1" PVC
	0 of 4" HDPE
	344' of 2" HDPE

0' of 6" HDPE
0' of 10" pvc
0' of 8" pvc

Monthly Summary

Replaced approximate 38 3/4
water meters due to meter or AMR malfunctioning
Read meters, Did service orders and customer complaints
tested 23 backflows devices
Fixed sewer Leaks
fixed water leaks
made water and sewer taps
done dead end line flushing
Started hydrant testing

Water Leaks Repaired

2098 North Main street
119 Prentice street
188 Village Lane
678 Old Jamestown Hwy.
1638 West avenue

Water Taps:

109 Quail Hollow drive
440 Pigeon Ridge road
59 East Fifth street 102
59 East Fifth street 103
151 Burnett street 101
151 Burnett street 102
1151 Cook road L.2
546 Buck Creek road
115 East Ridge drive

Sewer Taps

109 Quail Hollow drive
1086 Cumberland View drive
1154 Cumberland View drive
1151 Cook road L.2
115 East Ridge drive

Sewer Line Repairs:

345 East Deer Creek drive

Grinder pump finals

42 Holly Tree drive

Grave Services

Bryant Wayne Threet

Kenneth Sikora

Kathy Brewer

Charles Sheets

Earl Thomas Pelfrey

Next Months Forecast

Replace AMR meters & ERTs as needed

Do water & sewer taps & graves

Repair Grinder pumps & cleanings & maint. checks

Test Backflows

Hydrant testing and/or maintenance

Work on finishing dead end line flushing list

Start water and sewer line extensions on North Side drive

CATOOSA DEPARTMENT
WATER LOST
MAY 2025

MASTER PUMPS	WATER PURCHASED		
70-NORTH	11,867,120		
127 HWY	12,115,256		
GENESIS	5,486,200		
62 HWY	0		
TOTAL	29,468,576		
	WATER SOLD		
MASTER PUMP TOTALS	29,468,576		
LESS CUSTOMERS	19,105,700		
LESS 200 ACCOUNTS	4,351,400		
	6,011,476	% of Loss	20%
FIRE DEPARTMENT			
TANK CLEANING & FILLING	-		
METERED FILLING			
METERED FLUSHING	0		
UNMETERED FLUSHING	95		
UNMETERED LEAK	1,001,200		
BILL ADJUSTMENTS			
METERED LEAKS			
BULK SALES			
TOTAL	5,010,181	Total % Loss	17%

Crossville Leisure Services

Recievable Totals By Category

5/1/2025 - 5/31/2025

<u>Programs</u>							
Activities					\$403.66		3
Recreational Soccer					\$432.25		6
Upper Cumb. Youth Athletics					\$4,709.34		105
Total					\$5,545.25		114
<u>Facilities</u>							
Centennial Park Shelter 2					\$119.04		5
Centennial Park Shelter 3					\$206.16		8
Crossville Depot Meeting Room					\$1,398.30		14
Meadow Park Lake Shelter 1					\$51.75		1
Meadow Park Lake Shelter 2 (Next to Playground)					\$103.50		2
Palace Theatre Green Room					\$103.51		3
Pickleball Court 1					\$37.26		7
Pickleball Court 2					\$41.40		8
Pickleball Court 3					\$37.26		8
Pickleball court 4					\$35.19		8
Pickleball Court 5					\$80.73		26
Pickleball Court 6					\$76.59		27
Pickleball Court 7					\$84.87		33
Pickleball Court 8					\$78.66		30
Turner Field 1					\$100.00		1
Warner Field 1					\$1,117.28		3
Total					\$3,671.50		184
<u>POS</u>							
Palace					\$5,080.00		836
Recreation					\$39.11		5
Total					\$5,119.11		841
<u>Meadow Park</u>							
Boat Ramp							75
Boat Rental							41
Campground							30
Total							146

Palace Events May

2025

PALACE-PRODUCED EVENTS	Event Date	Artist Fee	# Tickets	Ticket Revenue	ACTUAL Ticket	Concessions Revenue	Light/Sound Tech	NET P/L
Power of Love: Huey Lewis & News Tribute*	May 10	(\$2,347.80)	168	\$4,005.00	\$ 3,983.36	\$ 195.00	\$ (325.00)	\$ 1,505.56
MOVIE: Lord of the Rings	May 13	\$ (205.00)	15	\$75.00	\$ 75.00	\$ 54.00		\$ (76.00)
MOVIE: Lord of the Rings 2	May 14	\$ (205.00)	7	\$35.00	\$ 35.00	\$ 29.00		\$ (141.00)
Albert Cummings	May 16	\$ (5,000.00)	183	\$5,420.00	\$ 5,333.44	\$ 225.00	\$ (325.00)	\$ 233.44
MOVIE: Lord of the Rings 3	May 17	\$ (205.00)	14	\$70.00	\$ 70.00	\$ 72.00		\$ (63.00)
Cledus T. Judd*	May 23	\$ (3,616.00)	153	\$4,213.00	\$ 3,679.76	\$ 258.00	\$ (275.00)	\$ 46.76
TOTALS:		(\$11,578.80)	540	\$13,818.00	\$ 13,176.56	\$ 833.00	\$ (925.00)	\$ 1,505.76
* = Ticket splits								
RENTALS	EVENT DATE	RENT	# Tickets	Ticket Revenue	OUR FEES	Concessions Revenue	Sound Tech	NET P/L
Beauty Pageant Fundraiser	May 3	\$ 225.00	75	-	-	\$ 118.00		\$ 343.00
Christian Academy of the Cumberlands	May 22	\$ 225.00	153			\$ 74.00	\$ (125.00)	\$ 174.00
Crossville's Got Talent Fundraiser	May 30	\$ 350.00	202			\$ 559.00	\$ (125.00)	\$ 784.00
TOTALS:		\$ 800.00	430		\$ -	\$ 751.00	\$ (250.00)	\$ 1,301.00
OTHER	EVENT DATE	RENT/License	# Tickets	Ticket Revenue	NET TICKET REVENUE	Concessions Revenue	Sound Tech	NET P/L
SCHOOL: Parkview Elementary Cookeville	May 14	\$ (205.00)	224			\$ 1,120.00		\$ 915.00
SCHOOL: Capshaw Elementary Cookeville	May 20	\$ (205.00)	145			\$ 725.00		\$ 520.00
SCHOOL: Martin Elementary Crossville	May 22	\$ (205.00)	82			\$ 410.00		\$ 205.00
SCHOOL: South Cumberland Crossville	May 23	\$ (205.00)	63			\$ 315.00		\$ 110.00
Open Mic Night	May 27		45			\$ 52.00	\$ (125.00)	\$ (73.00)
SCHOOL: Sycamore Elementary Cookeville	May 29	\$ (205.00)	62			\$ 310.00		\$ 105.00
Two tours, one organizational presentation								
TOTALS:		\$ (1,025.00)	621			\$ 2,932.00	\$ (125.00)	\$ 1,782.00
TOTAL May: 18 Events		\$ (11,803.80)	1,591	\$13,818.00	\$13,176.56	\$ 4,516.00	\$ (1,300.00)	\$ 4,588.76

Crossville Leisure Services

Tournament Information

5/1/2025 - 5/31/2025

5/10/2025

- WSL- Pick a Stick
 - 31 Total Teams
 - 41 hotel rooms

5/24/2025

- WSL (Jim Beam)
 - 72 total teams
 - Waiting on full hotel numbers: 70 and counting
 - Teams from: GA, TN, KY, MS, NC, AL

5/24/2025

- Big Bang Softball
 - 31 teams
 - 28 hotel rooms

5/31/2025

- WSL
 - 18 total teams

Permits Break Down Report

	City & County Mechanical	City & County Plumbing	City Commercial Building	City Commercial Demolition	City Residential Building	City Residential Demolition	County Commercial	County Residential	House Moving	Land Disturbance Permits	Plans Review	Sign	Total Permits	County Fees Paid	City Fees Paid	Total Fees Paid
July 2024	35	9	3	0	11	0	0	0	0	3	0	4	65	\$1,230.00	\$9,315.00	\$10,545.00
August 2024	32	7	4	0	11	0	0	0	0	0	0	4	58	\$855.00	\$8,127.00	\$8,982.00
September 2024	21	11	8	0	11	0	0	0	0	1	0	8	60	\$855.00	\$14,909.00	\$15,764.00
October 2024	23	8	5	0	8	0	1	1	0	1	0	5	52	\$9,529.00	\$6,940.00	\$16,469.00
November 2024	22	8	7	0	5	0	0	0	0	1	0	1	44	\$645.00	\$7,948.00	\$8,593.00
December 2024	11	4	4	1	5	0	0	0	0	1	0	0	26	\$660.00	\$5,740.00	\$6,400.00
January 2025	11	4	2	1	5	0	0	0	0	0	0	0	23	\$120.00	\$11,426.00	\$11,546.00
February 2025	7	11	5	0	11	0	0	0	0	4	0	0	38	\$150.00	\$8,641.00	\$8,791.00
March 2025	15	15	12	0	21	0	0	0	1	4	1	1	70	\$255.00	\$20,849.00	\$21,104.00
April 2025	10	12	3	0	12	1	0	1	0	1	0	0	40	\$2,115.00	\$8,513.00	\$10,628.00
May 2025	4	4	11	0	8	0	0	0	0	0	0	0	27	\$60.00	\$9,559.00	\$9,619.00
Total	191	93	64	2	108	1	1	2	1	16	1	23	503	\$16,474.00	\$111,967.00	\$128,441.00

From 05/01/2025 to 05/31/2025

Engineering Projects Report June 5, 2025		
Project	Current Status	Dates
TDOT 127 North Utility Relocation Section 1	All of the City's utilities are complete and functioning. A final punch list will be created after more of the road construction has been completed.	Completion Date Fall 2026
TDOT 127 North Utility Relocation Section 4 (Fentress Cumberland County Line)	The portion of this project that is the City's water utility relocation is complete and a final punch list will be created after the road work is completed.	Target Completion Date August 31, 2026
TDOT 127 North Utility Relocation Section 2	This project is tentatively scheduled to be bid June 2026. The City is acquiring easements for the water relocation.	Bid Date June 2026
TDOT 127 North Utility Relocation Section 3	This project is tentatively scheduled to be bid June 2026. The City is acquiring easements for the water relocation.	Bid Date June 2026
Northwest Connector Phase 3	The utilities for this project are complete with the exception of final clean up and punch list items. The Contractor is completing the punch list.	Total Completion Date July 21, 2023 Finish from Genesis To Stout May 31, 2022
Northwest Connector Phase 2	All acquisition has been completed by the City. TDOT has certified the ROW and we are now waiting for TDOT to program the construction in the TDOT budget. This project is not in TDOT's three year plan.	
Interstate Drive Extension West of Genesis Road	The ROW plans have been reviewed by TDOT and the Engineer has updated the plans and the acquisition has started.	
Downtown Sidewalks	The City's Contractor only lacks handrails, material in the planters and a portion of the asphalt patch near the gutter on the phase 1 side (east side). The contractor has completed the sidewalk and curb installation on the west side from Lantana to almost Fourth Street. The Contractor will be moving the barricades to the north side of Fourth Street this week.	Completion Date May 1st 2025
Old Lantana Road, County Seat and Southbend Waterline Replacement	The City has reviewed the plans and the Engineer is revising the plans. A construction start date will be established once the easements are acquired.	
Quail Hollow Court	The Exhibit "A" document has been updated and the City can move forward with the sale of the property.	
Main Street and Lantana Traffic Signal Replacement	The Contractor has completed all of their contract. The Engineering Department is working on closing the project out with TDOT.	Completion date August 22, 2024
Fourth Street and West Avenue Traffic Signal Replacement	The ROW plans have been approved by TDOT. A utility coordination meeting is forthcoming. This project has low priorities because the City will not have STP funds to fund construction for three to five years.	
Meadow Park Water Filtration Plant Sewer Project	The Engineer has created the exhibits for the easements. The City is in the process of acquiring the easements.	Schedule will be forthcoming
Raw Water Study (Meadow Park Lake Expansion)	The Engineers are finishing the Alternatives Analysis Report and will be advertising for a full-delivery mitigation contractor in the coming months.	
Underwood Street Sidewalk	Acquisition documents will be turned over to the City Attorney so that City Staff can negotiate the acquisitions.	
Airport ALP	The final Airport Layout Plan has approved by the FAA. The City has submitted signed final documents and we are waiting on the final documents to be signed by the FAA and TDOT.	
TDOT SR 1 Highway 70 Bridge Replacement (Sparta Highway) Utility Relocation	The contractor started September 11th 2023. The Contractor has completed the bore under the Obed River and has completed 81% of the water installation and 35% of the sewer installation.	Bid Letting December 9, 2022
TDOT SR 24 Highway 70 North Bridge Replacement Utility Relocation	The City has received revised plans from TDOT and the original water and sewer design has been changed for the new design. This project will be bid winter of 2025 and will include a road closure. The City will be bidding the master meter relocation out as a separate project.	Bid Letting Winter of 2025
Little Obed Pedestrian Bridge and Greenway	The bridge has been ordered and the City is acquiring easements. Only one easement is remaining.	
Truck Route	We received 641 responses from the survey. The Engineers have started to process the survey data. The next step will be to notify the local trucking companies and get feedback from them.	
Airport Terminal Building	The renovation project is complete. City crews removed the remaining old tile and the tile installer has almost completed the new tile installation.	
ARPA Sewer I&I Project.	The final closeout change order is on the agenda for approval.	Completion Date January 12th 2025
Creston Road ARPA Waterline Project	The Contractor has started the installation and is progressing slowly because of rock. Approximately 2800 feet of 4 inch line has been installed.	
Peavine Sewer Expansion	This project is out for bids.	
Genesis Road and 127 Sewer Expansion	Plans have been approved by TDEC and a TDOT permit has been issued. The City is currently acquiring easements.	
Little Obed Pump Station and Jail Bar Screen Installation	The Contractor has installed the grinder pump at the Tansi emergency station and has installed all of the concrete work at the two bar screens.	
New Fire Station 2	The building slab is complete and the majority of the excavation work is complete. A portion of the red iron has been installed and the red iron should be completed this week.	
TDOT I-40 Bridge Widening over 70 North	The TDOT plans have changed and the City will currently only be required to install 2 water valves.	
Indian Woods Village Sewer	The fees have been paid and we are waiting on plan submission.	
Water Filtration Plant Upgrade	The switch gear for the main Meadow Park building has been replaced. The switch gear for the pump building has not been delivered. All other work has been completed.	
Peach Tree Drive Water Extension	This project is complete and will be removed from this list.	
First and Fourth Street Traffic Signal Replacement	The Engineer has provided the City with options on pole locations and is incorporating conduits under Main Street in the current project.	
Water Filtration SCADA	The SCADA system is functioning at both plants. The Contractor is finalizing the switch over from the old to the new.	
Miller Avenue Pump Station (Crab Orchard UD)	This project is out for bids.	
Miller Avenue Water Line (Crab Orchard UD)	This project is out for bids.	
Private Developments		
The Gardens Phase 8 Plat 3	The City is holding a financial guarantee for a temporary Cul-de-sac or the next phase to start.	
The Gardens Phase 8 Plat 4A	The City is holding a financial guarantee for a temporary Cul-de-sac or the next phase to start.	
Sky View Meadow Subdivision Phase 2 & 3	All roads, water and sewer are complete. The stormwater retention structures have not been completed and the City is holding a financial guarantee for this work.	
The Grove	The City is holding a financial guarantee for a temporary Cul-de-sac or the next phase to start.	
Homestead Junction	The City is holding a financial guarantee for road construction that has not started.	



Crossville Memorial Airport Committee Meeting Airport & FBO Report JUNE 2, 2025

1. Airport Traffic Summary

Total Aircraft Movements (takeoffs and landings combined):

- **May 2025: 778**
- **May 2024: 1156**
- **2. Fuel Flow**
 - **May 2025:** Total gallons: 8,350.86 gal
 - Jet A: 6,290.20 gal | 100LL: 2,060.66 gal
 - **May 2024:** Total gallons: 6,420.93 gal
 - Jet A: 3,779 gal | 100LL: 2,641.93 gal

3. Operational Highlights & Notes

Fuel flow remained strong again this month, definitely over last May's volume, while doubling the jet A amount. This continued growth reflects increased traffic and operational momentum at the airport.

The FBO's renovation is looking sharp now that the tile guys have wrapped up their work! The newly installed tile has given the entire facility a fresh and polished look, greatly enhancing its overall aesthetic.

We also recently completed our annual airport audit through TDOT and expect to receive the results mid-week this week.

AZURE
FLIGHT SUPPORT

6 Months interest in
November and May
Principal payment in May

						6/30/2025	Due May		6/30/2026
				PAY	INT	LOAN	PRINCIPLE	INTEREST	LOAN
				<u>OUT</u>	<u>RATE</u>	<u>BALANCE</u>	<u>PAYMENT</u>	<u>PAYMENT</u>	<u>BALANCE</u>
GENERAL FUND									
	2020 Series A1 Bonds	2021	2037	4.00%	\$	3,725,000	\$ 65,000	\$ 80,050	\$ 3,660,000
	2020 Series B Bonds	2021	2028	4.27%	\$	840,000	\$ 275,000	\$ 12,584	\$ 565,000
	2020 Series A2 Bonds	2021	2037	3.00%	\$	915,000	\$ 70,000	\$ 18,300	\$ 845,000
						\$ -	\$ -	\$ -	\$ -
						<u>\$ 5,480,000</u>	<u>\$ 410,000</u>	<u>\$ 110,934</u>	<u>\$ 5,070,000</u>
Water & Sewer Fund									
	2020 Series C Bonds	0.80534	2050	4.00%	\$	27,605,000	\$ 630,000	\$ 611,766	\$ 26,975,000
	Catoosa's Share	0.19466			\$	5,368,740	\$ 122,636	\$ 119,086	\$ 5,246,104
						<u>\$ 22,236,260</u>	<u>\$ 507,364</u>	<u>\$ 492,680</u>	<u>\$ 21,728,896</u>
	2020 Sries D Bonds		2027	4.19%	\$	410,000	\$ 205,000	\$ 5,776	\$ 205,000
						<u>\$ 22,646,260</u>	<u>\$ 712,364</u>	<u>\$ 498,456</u>	<u>\$ 21,933,896</u>
CATOOSA									
	2020 Series C Bonds		2050	4.00%	\$	5,368,740	\$ 122,636	\$ 119,086	\$ 5,246,104
5/20/2021	RUD Plateau tank	40 yrs	2061	1.75	\$	840,975	\$ 16,670	\$ 114,302	\$ 824,305
4/11/2022	RUD Plateau tank	40	2061	1.5	\$	295,900	\$ 5,986	\$ 4,310	\$ 289,914
						<u>\$ 6,209,715</u>	<u>\$ 139,306</u>	<u>\$ 233,388</u>	<u>\$ 6,070,409</u>
<u>TOTALS (WATER & SEWER FUND)</u>						<u>\$ 28,855,975</u>	<u>\$ 851,670</u>	<u>\$ 731,844</u>	<u>\$ 28,004,305</u>
TOTAL ALL FUNDS						\$ 34,335,975	<u>\$1,261,670</u>	<u>\$ 842,778</u>	\$ 33,074,305

CITY OF CROSSVILLE
CURRENT GRANTS/PROJECTS

GENERAL FUND

Grant Agency	Project	ARRA	Amount			Money	Money	To Be
			Grant	Local	Total	Spent	Received	Received
AWARDED:								
Dept. of Justice	Bulletproof vests	No	\$ 36,781.44	\$ 36,781.44	\$ 73,562.88	\$ 63,732.12	\$ 39,343.78	
Dept. of Justice	Body Worn Cameras	No	\$43,000	\$ 43,000.00	\$ 86,000.00	\$ 117,082.94	\$ 43,000.00	\$ -
THSO Alcohol Saturation/Checkpoint Grant	Alcohol Saturation-2022	No	\$ 20,000.00	\$ -	\$ 20,000.00			\$ -
HIDTA	Drug Task Force Overtime		\$ 18,000.00	\$ -	\$ 18,000.00			\$ -
TDOT-Aeronautics	Airport Layout Plan		\$ 190,000.00	\$ 10,000.00	\$ 200,000.00	\$ 41,099.29	\$ 2,980.80	\$ 38,118.49
TDOT-Aeronautics	Airport Lighting Rehab		\$ 153,395.00	\$ 1,835.00	\$ 155,230.00	\$ 147,072.61	\$ 133,915.14	\$ 11,322.47
TDOT-TAP	Downtown Sidewalks/Lights		\$ 2,393,388.00	\$ 757,508.00	\$ 3,150,896.00	\$ 662,020.74	\$ 8,457.71	\$ 653,563.03
TDOT-Aeronautics	Terminal Renovations		\$ 1,062,293.00	\$ 49,723.00	\$ 1,112,016.00	\$ 995,302.63	\$ 178,614.38	\$ 816,688.25
TDOT-Aeronautics	Airport Maintenance 23-24		\$ 15,000.00	\$ -	\$ -	\$ 5,231.29	\$ 4,969.73	\$ 261.56
TNECD	Spec Building FY24-25		\$ 4,523,950.35	\$ 238,102.65	\$ 4,762,053.00			
TOTALS			\$ 3,916,857.44	\$ 849,124.44	\$ 3,703,688.88			