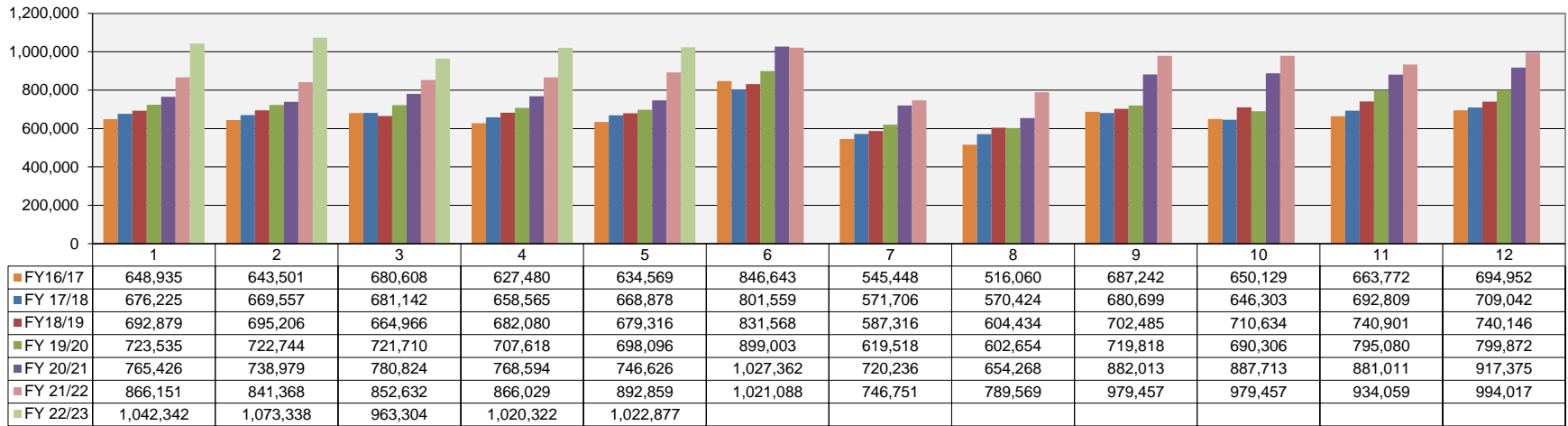
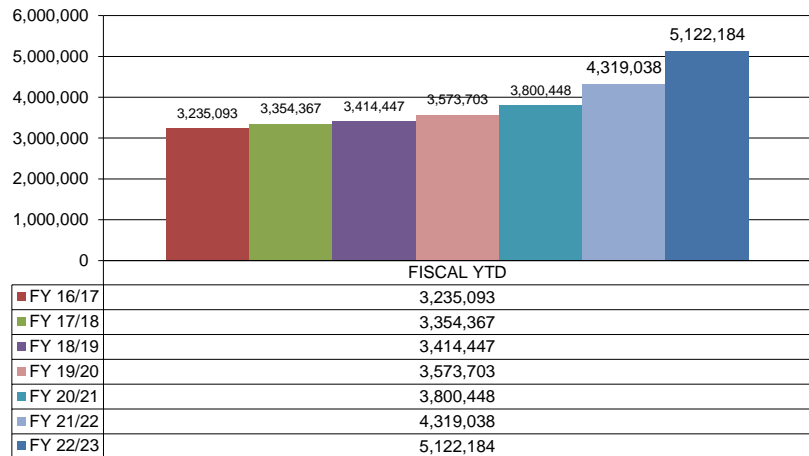


Sales Tax



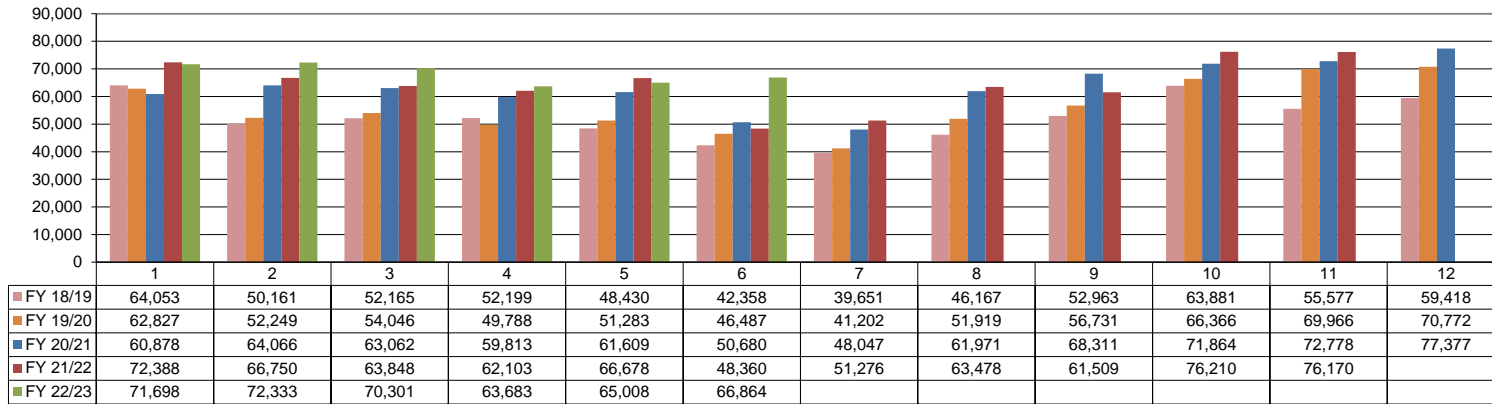
Sales Tax Revenue Year-to-Date



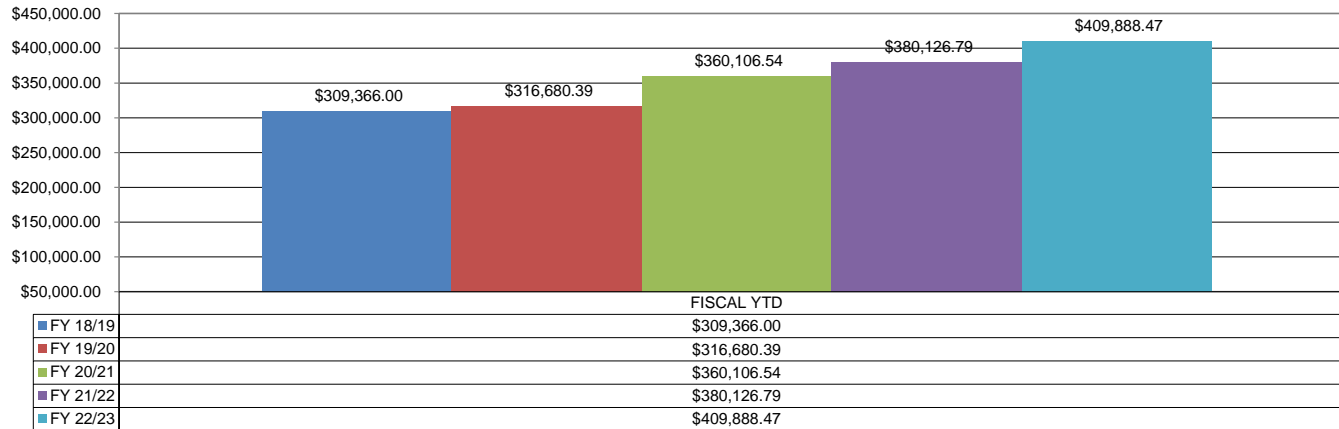
*COLLECTIONS IN THE CITY OF CROSSVILLE		\$	2,076,324.72
State of TN Cost of Administration	1.125%	\$	23,358.65
Net Collections (sent to Trustee's office)		\$	2,052,966.07
Local Option Out of State Distribution		\$	13,317.76
Trustee of Cumberland County	1%	\$	20,529.66
Net To Be Distributed		\$	2,045,754.17
CITY OF CROSSVILLE SPLIT			
Check to City of Crossville		\$	1,022,877.08
Check to Cumberland County Board of Education		\$	1,022,877.08

*Totals reported in January but actually collected in November

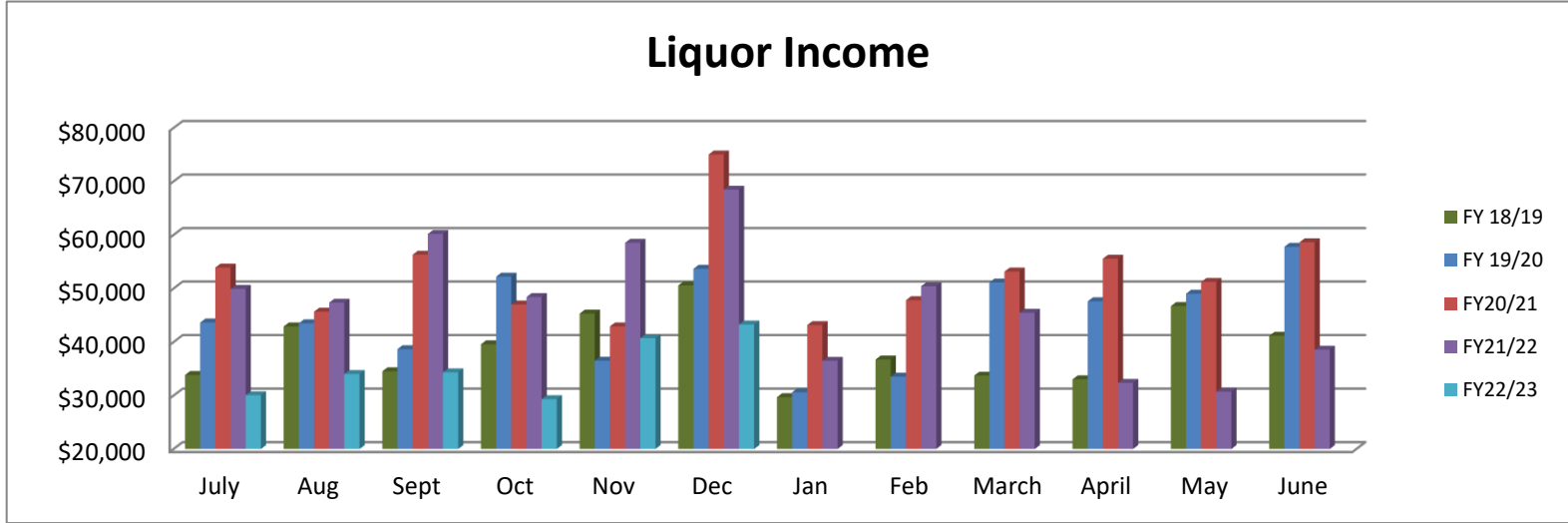
Wholesale Beer Tax



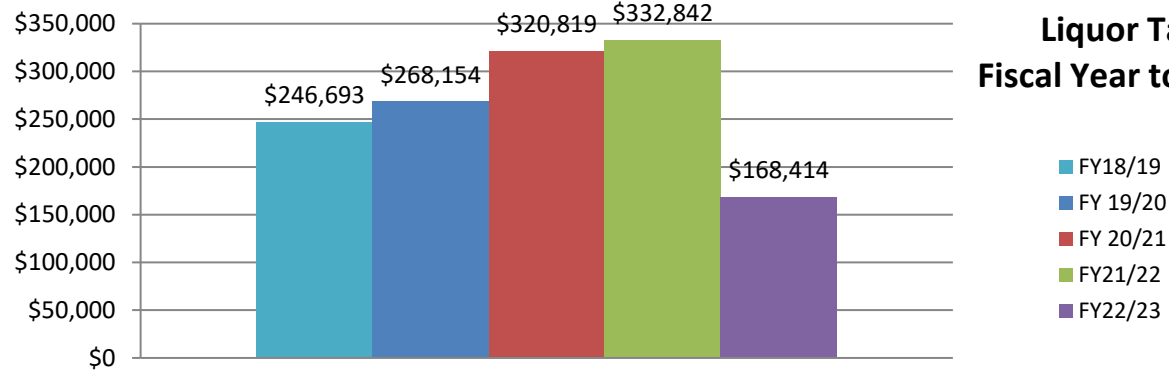
Wholesale Beer Tax Revenue Year To Date



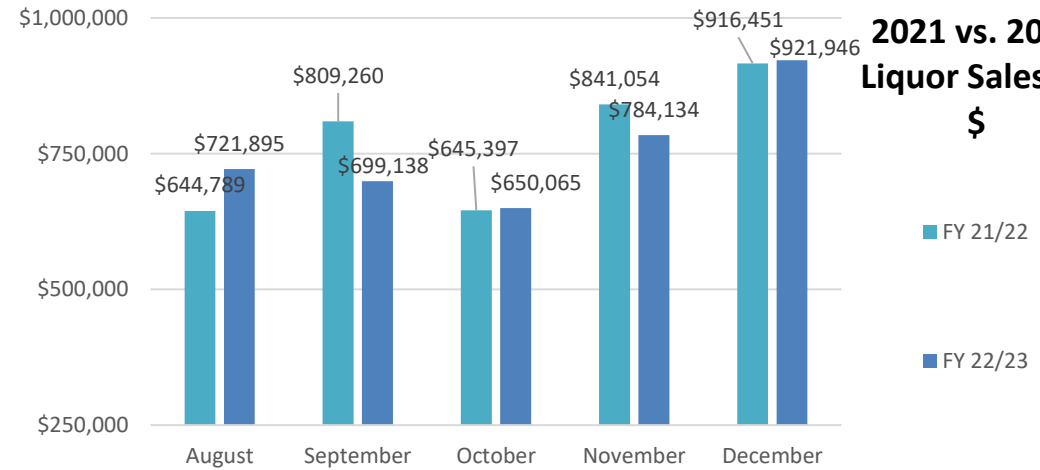
Liquor Income

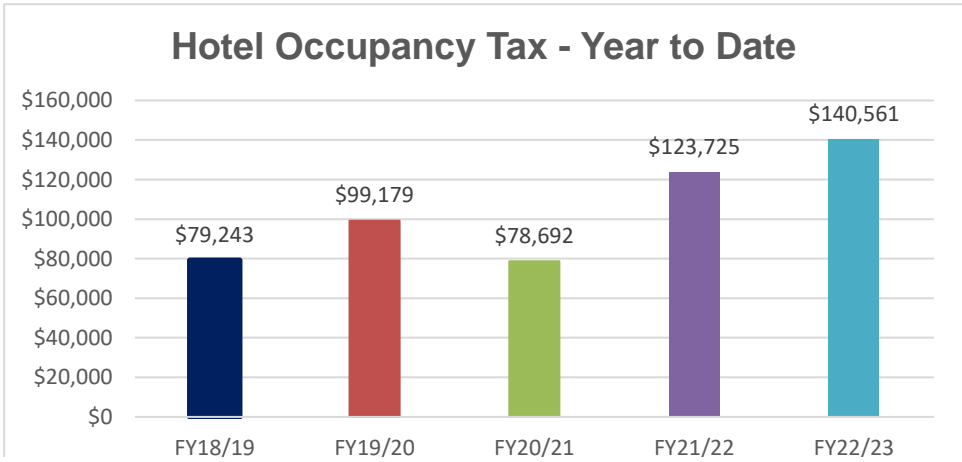
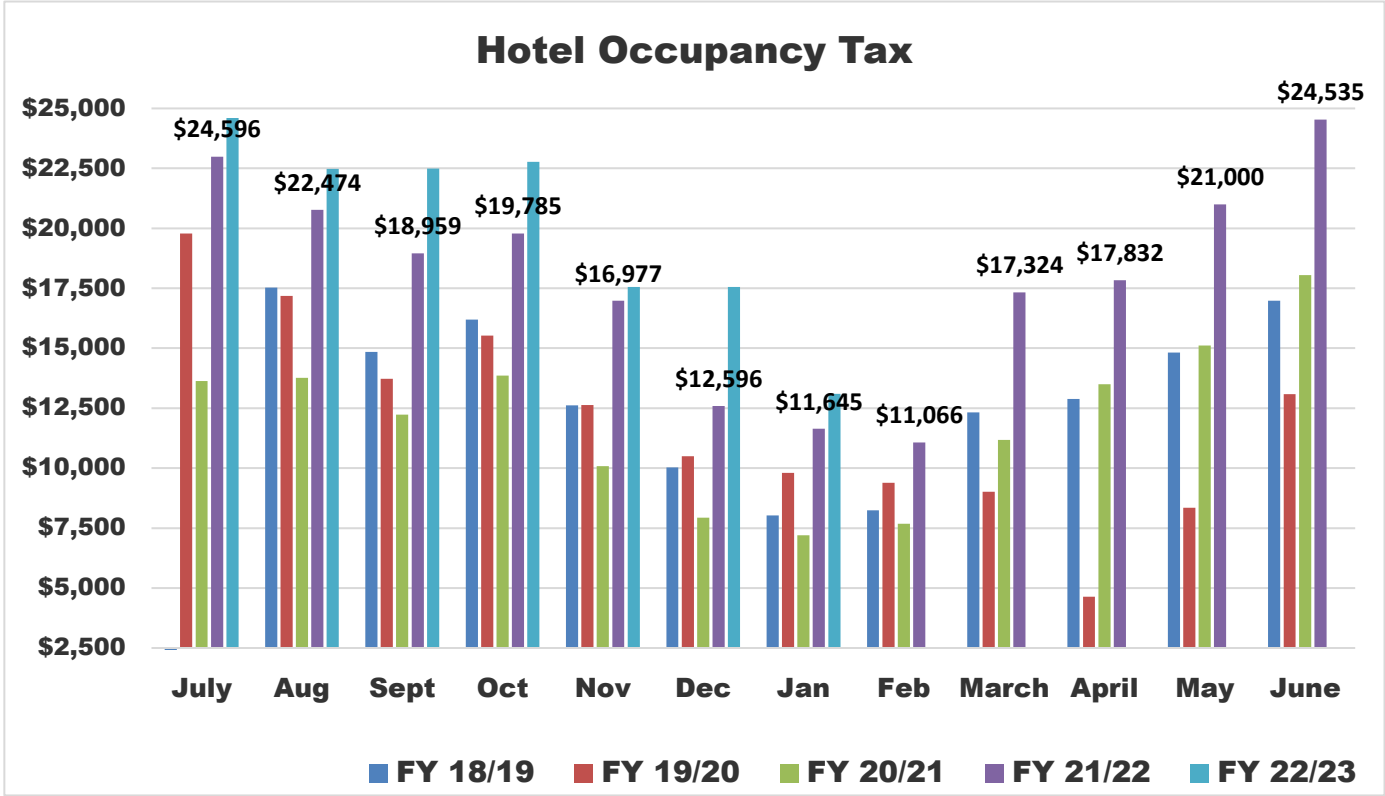


Liquor Tax Fiscal Year to Date



2021 vs. 2022 Liquor Sales by \$





Monthly Stats
January 2023

CITATIONS		OFFENSES		ARRESTS	
Ran Stop Sign	1	Burglary	6	Burglary	4
Speeding	12	Theft from Building	3	Simple Assault	3
Seatbelt Violation	21	Theft from Vehicle	2	Fraud	3
Failure to Yield	2	Theft of Vehicle Parts	4	Viol. OP/Bond Conditions	4
Ran Traffic Light	5	Theft All Other	1	Shoplifting	12
Open Container Viol.	1	Fraud	1	Domestic Assault	6
Registration Violation	15	Rape	3	Vandalism	1
Light Law Violation	8	Shoplifting	6	Drug Violation	18
Following Too Close	1	Assault	3	Drug Equipment	11
Muffler Law Violation	1	Viol OP/Bond Conditions	1	Weapons Law Violation	5
Insurance Violation	18	Lost Property	1	DUI	17
Improper Use of Lane	2	Forcible Fondling	1	Viol. Implied Consent	2
Texting while Driving	5	Death	1	Resist/Evading Arrest	1
		Runaway	1	DOR/DOS/No DL	7
		Counterfeit	2	Hit & Run	3
		Vandalism	6	Public Intoxication	9
		Overdose	2	Criminal Trespass	6
		Recovery	1	Robbery	1
		Sex Offender Violation	1	Misuse of 911	1
		Harassment	1	Contraband into Jail	2
		Intimidation	1	Tampering with Evidence	2
		Property Damage	2	Vaping Violation	2
		Evading/Resisting	1	Reckless Endangerment	1
				Arson	1
				Reckless Driving	1
				Warrant	23
				Criminal Impersonation	4
TOTAL	92	TOTAL	51	TOTAL	150
SPEED WARNINGS	1	JUVENILE ARRESTS		TOTAL CALLS	2042
WARNINGS	1	Assault	4	ANIMAL CONTROL CALLS	30
JUVENILE CITATIONS		Vaping Violation	28	ACCIDENTS	
Speeding	1	Runaway	1	Fatality	0
Ran Traffic Light	1	Drug Violation	1	With Injury	9
Following Too Close	1	Weapons Law Violation	1	Without Injury	16
		Assault on Officer	2	Minor	62
TOTAL	3	TOTAL	37	TOTAL	87

* Provided traffic and crowd control for 5K on Main street on January 1st.

* January 14th K9 officers participated in a K9 Demonstration.



CROSSVILLE POLICE DEPARTMENT

STAT COMPARISONS

JAN 2023 TOTAL CALLS - 2,042

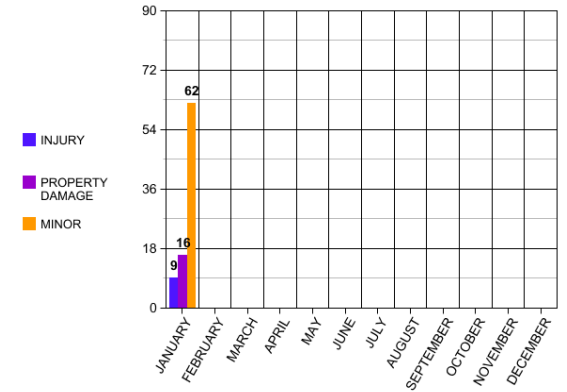
DEC 2,094 YEAR TO DATE - 2,042

SPECIAL EVENTS

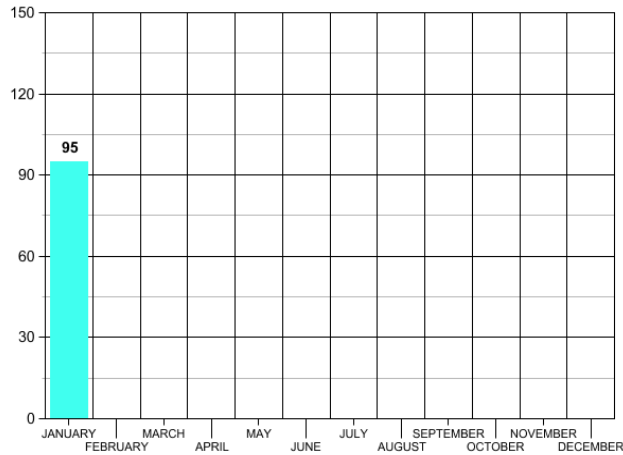
5K MAIN ST

K9 DEMO

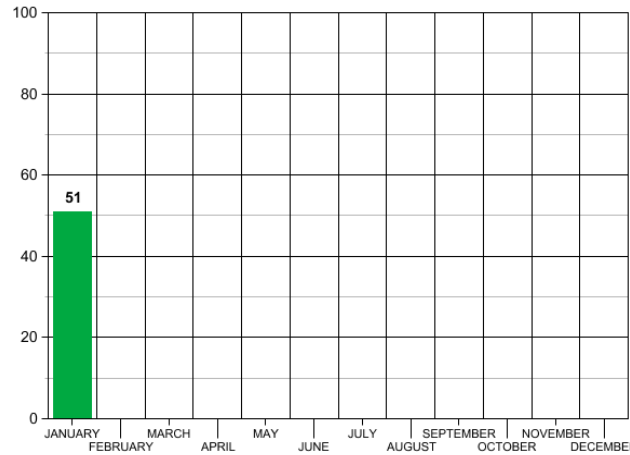
TOTAL MONTHLY ACCIDENTS



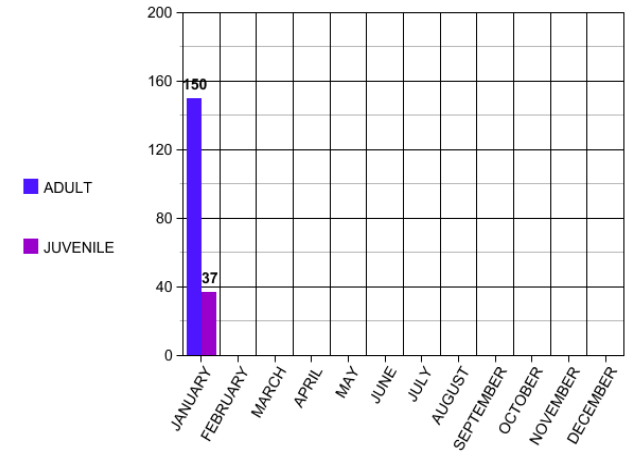
TOTAL MONTHLY CITATIONS



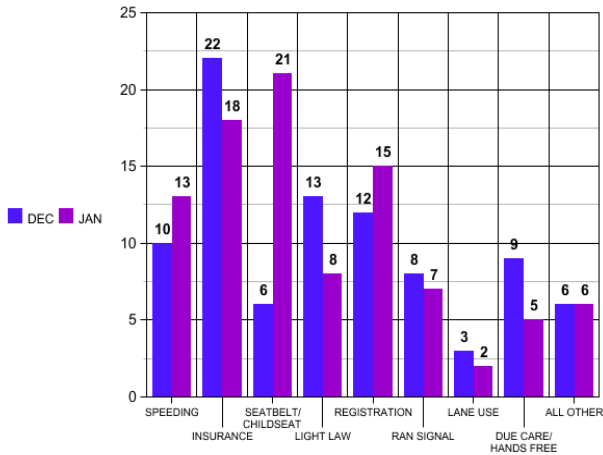
TOTAL MONTHLY OFFENSES



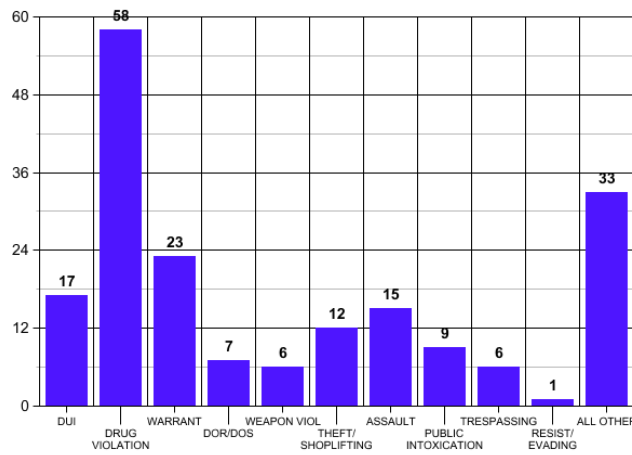
TOTAL MONTHLY ARREST



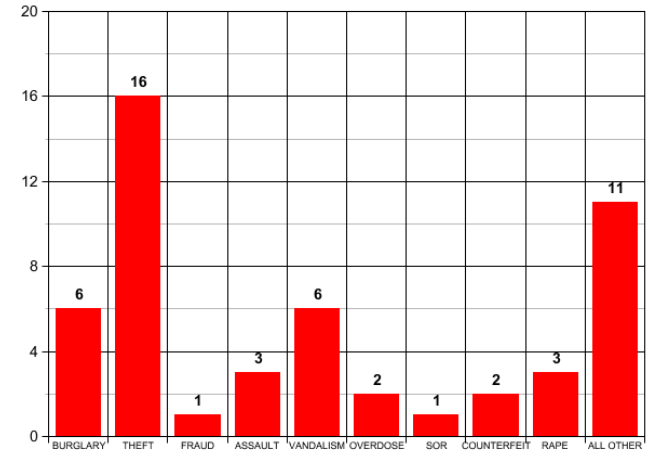
PREVIOUS MONTH CITATION COMPARISON



ARREST BY CATEGORY



OFFENSE BY CATEGORY



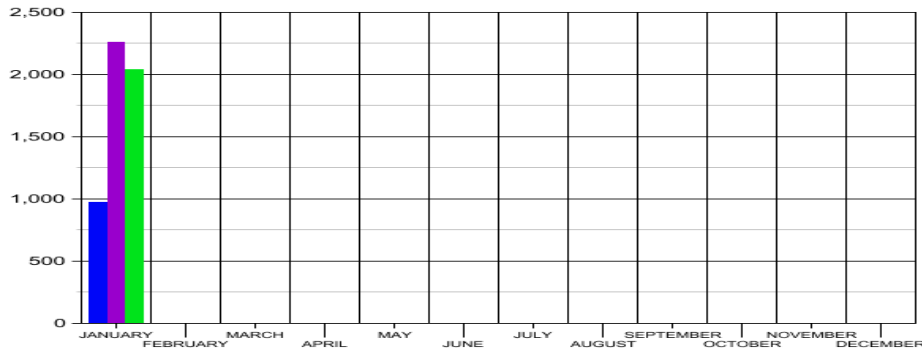


CROSSVILLE POLICE DEPARTMENT STAT COMPARISONS

YEAR TO YEAR— JAN 2023

■ ■ ■
2021 **2022** **2023**

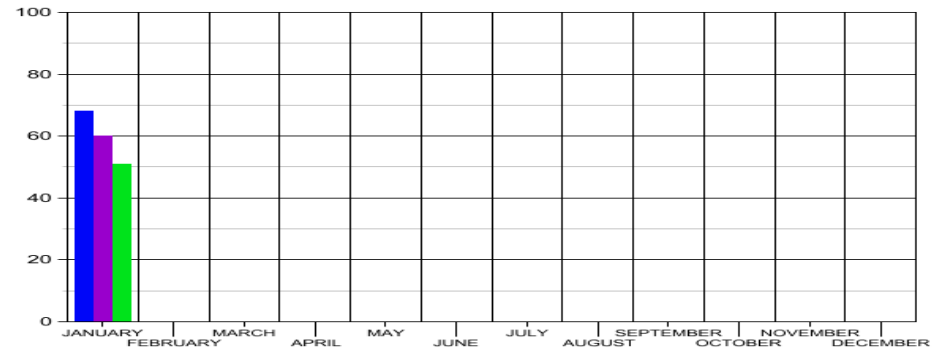
TOTAL CALLS



CALLS

2021—974 2022—2,261 2023—2,042

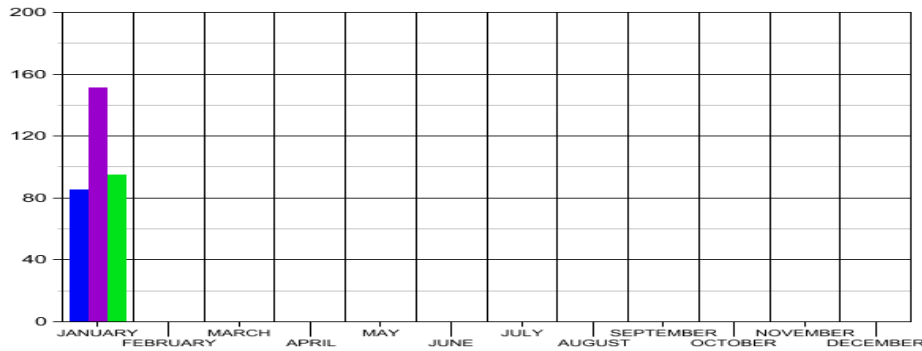
TOTAL OFFENSES



OFFENSES

2021—68 2022—60 2023—51

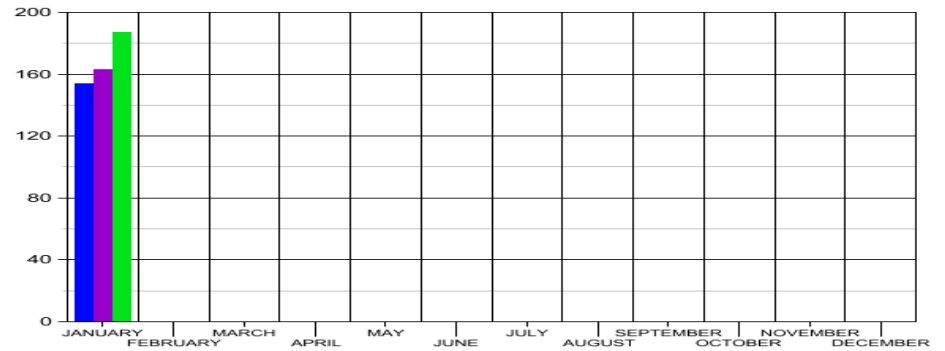
TOTAL CITATIONS



CITATIONS

2021—85 2022—151 2023—95

TOTAL ARREST



ARREST

2021—154 2022—163 2023—187

Crossville Fire Dept.

Crossville, TN

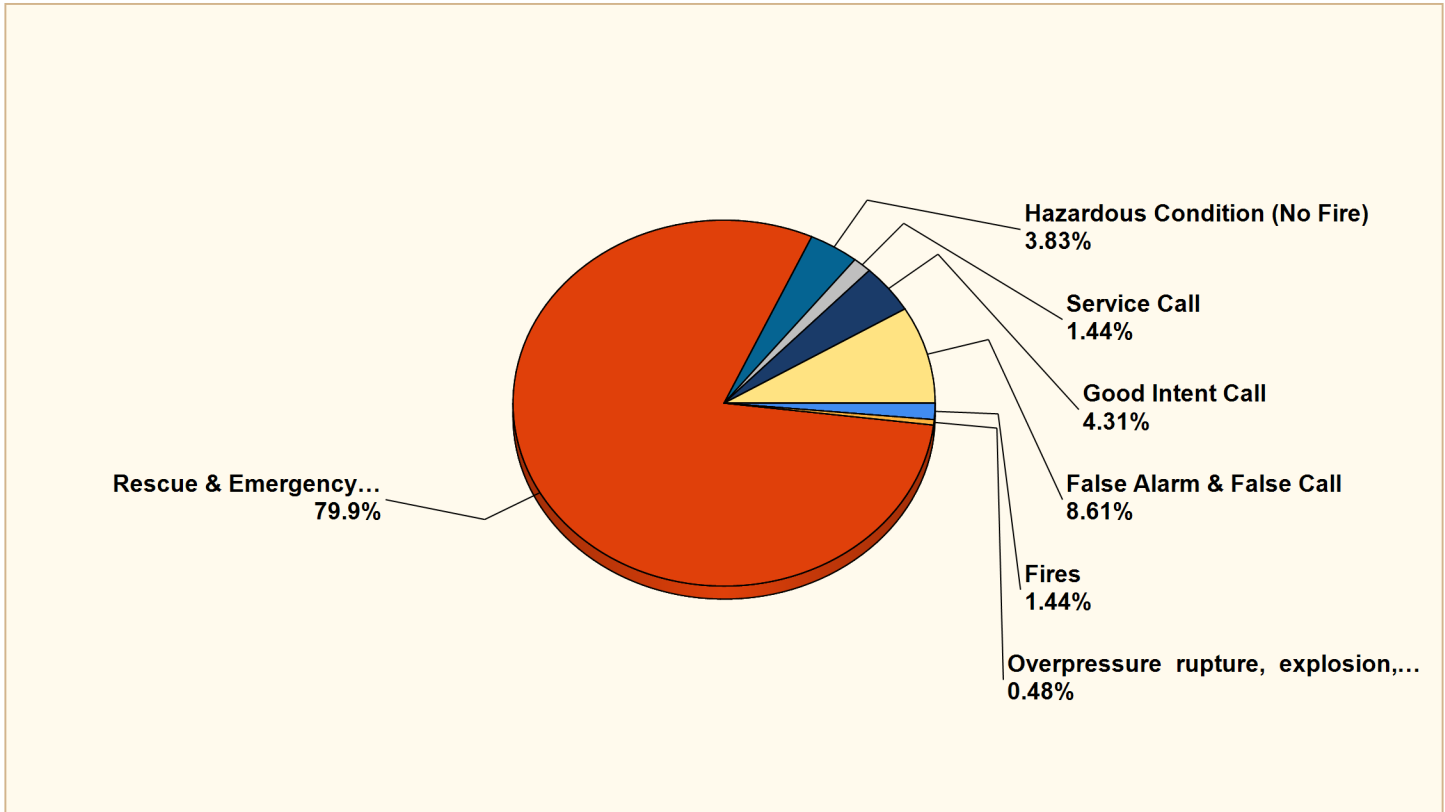
This report was generated on 2/1/2023 7:58:38 AM

CROSSVILLE



Breakdown by Major Incident Types for Date Range

Zone(s): All Zones | Start Date: 01/01/2023 | End Date: 01/31/2023



MAJOR INCIDENT TYPE	# INCIDENTS	% of TOTAL
Fires	3	1.44%
Overpressure rupture, explosion, overheating - no fire	1	0.48%
Rescue & Emergency Medical Service	167	79.9%
Hazardous Condition (No Fire)	8	3.83%
Service Call	3	1.44%
Good Intent Call	9	4.31%
False Alarm & False Call	18	8.61%
TOTAL	209	100%

Only REVIEWED and/or LOCKED IMPORTED incidents are included. Summary results for a major incident type are not displayed if the count is zero.



Detailed Breakdown by Incident Type

INCIDENT TYPE	# INCIDENTS	% of TOTAL
111 - Building fire	2	0.96%
160 - Special outside fire, other	1	0.48%
221 - Overpressure rupture of air or gas pipe/pipeline	1	0.48%
311 - Medical assist, assist EMS crew	7	3.35%
320 - Emergency medical service, other	2	0.96%
321 - EMS call, excluding vehicle accident with injury	138	66.03%
322 - Motor vehicle accident with injuries	16	7.66%
324 - Motor vehicle accident with no injuries.	3	1.44%
340 - Search for lost person, other	1	0.48%
410 - Combustible/flammable gas/liquid condition, other	1	0.48%
412 - Gas leak (natural gas or LPG)	2	0.96%
440 - Electrical wiring/equipment problem, other	1	0.48%
442 - Overheated motor	1	0.48%
445 - Arcing, shorted electrical equipment	1	0.48%
463 - Vehicle accident, general cleanup	2	0.96%
550 - Public service assistance, other	2	0.96%
561 - Unauthorized burning	1	0.48%
611 - Dispatched & cancelled en route	7	3.35%
651 - Smoke scare, odor of smoke	2	0.96%
700 - False alarm or false call, other	3	1.44%
735 - Alarm system sounded due to malfunction	3	1.44%
740 - Unintentional transmission of alarm, other	1	0.48%
743 - Smoke detector activation, no fire - unintentional	4	1.91%
744 - Detector activation, no fire - unintentional	1	0.48%
745 - Alarm system activation, no fire - unintentional	6	2.87%
TOTAL INCIDENTS:	209	100%



Burn permits total for January 2023

76

Jennifer Hall

Only REVIEWED and/or LOCKED IMPORTED incidents are included. Summary results for a major incident type are not displayed if the count is zero.



Crossville Fire Dept.

Crossville, TN

This report was generated on 2/1/2023 7:57:33 AM

CROSSVILLE



Daily Log Items per Activity Code for Date Range with Personnel

Activity Codes: Water Log - Commercial Water Log | Start Date: 01/01/2023 | End Date: 01/31/2023

Water Log - Commercial Water Log

START DATE	END DATE	DURATION (hh:mm)	STATION	APPARATUS	PERSONNEL	NOTES
01/18/2023 08:04:00			ST2 - CFD Station 2		Edwards , Kevin	Rogers Group 1000 gallons
01/24/2023 16:49:00	01/24/2023 16:49:00	0:00			Blaylock, Gary Jr	True-Line 350 gallons
						Total Items: 2
						Grand Total Items: 2

Displays all Daily Log Items with personnel list for DATE RANGE and ACTIVITY CODE, grouped by Activity Code



emergencyreporting.com

Doc Id: 1668

Page # 1 of 1

	Consumption	Water loss - flushing	Water loss - leaks	Water loss-fire fighting	Total Internal Use	Unaccounted-for Water	Pumped Water	LOSS %
2022								
January	96,480,200	81,734	1,193,520	26,300	1,301,554	19,108,113	116,889,867	16%
February	85,713,300	90,186	6,599,655	18,800	6,708,641	8,226,759	100,648,700	8%
March	99,417,600	50,686	1,768,173	6,250	1,825,109	7,587,191	108,829,900	7%
April	91,940,100	532,444	1,085,494	29,850	1,647,788	14,340,712	107,928,600	13%
May	92,160,900	272,159	5,094,446	1,450	5,368,055	29,512,045	127,041,000	23%
June	102,704,000	287,416	3,408,224	19,600	3,715,240	27,613,460	134,032,700	21%
July	103,880,600	235,854	5,925,760	18,000	6,179,614	18,664,386	128,724,600	14%
August	97,180,200	79,705	3,369,885	12,700	3,462,291	29,121,510	129,764,000	22%
September	102,751,500	231,605	7,626,998	13,975	7,872,578	10,362,922	120,987,000	9%
October	95,489,200	278,513	2,484,770	318,545	3,081,828	9,971,462	108,542,490	9%
November	95,833,300	412,792	4,738,060	17,350	5,168,202	16,381,098	117,382,600	14%
December	89,122,200	162,695	2,323,086	8,800	2,494,581	35,381,219	126,998,000	28%
2023								
January	97,204,700	1,029,288	158,994	1,350	1,189,632	23,639,568	122,033,900	19%
February								
March								
April								
May								
June								
July								
August								
September								
October								
November								
December								
TOTAL:								
6 mos	577,581,100	2,194,599	20,701,793	372,720	23,269,112	124,857,778	725,707,990	17%
12 mos	1,153,397,600	3,663,345	44,583,545	466,670	48,713,560	230,802,330	1,432,913,490	16%

Utility Maintenance

Jan-23 Monthly Report

<u>Locations:</u>	376
<u>Backflows Tested:</u>	22
<u>Grinder Pumps Sold:</u>	2
<u>Preliminary Inspections:</u>	0
<u>Final Inspections:</u>	2
<u>Replacement Pumps</u>	3
<u>Grinder Pumps Repairs</u>	18
<u>Meter:</u>	
Turn-Ons	30
Turn-Offs	24
Occupant Changes	56
Reinstates	34
Checks, Replacement, Repair	22
Water Taps	8
Main Line Leaks	4
Service Repairs	1
<u>Total Water Loss:</u>	1,188,282.3
<u>Sewer Taps</u>	5
<u>Sewer Line Repairs</u>	9
<u>Graves</u>	5
<u>Pipe Installed</u>	
	57' of 3/4" copper
	50' of 1" copper
	0 of 6" PVC
	0 12" PVC
	51' 2" PVC
	31' of 4" pvc

Monthly Summary

Replaced approximate eiy 4 3/4
water meters due to meter or AMR malfunctioning

Read meters, Did service orders and customer complaints
Tested 22 backflows devices

Water leaks repaired:

corner of Thurman and Buchanon st
348 old Jamestown hwy
142 Rusty blue dr.
103 Narcissus street
346 Tulip dr.

Water Taps:

103 Narcissus street
738 old Hwy 28
42 Sycamore road L46
60 Creek Front Court
70 Creek Front Court
170 Thompson lane
180 Thompson lane
Point Landing

Sewer Taps

103 Narcissus street
42 Sycamore road L46
60 Creek Front court
170 Thompson lane
Point landing

Sewer Line Repairs:

76 East Adams
Hwy 127 North
2643 Cook road
164 Kings Row
294 Creekway
604 Creekway
252 Old Homestead Hwy
3087 North Side dr.
Interchange dr.

Grinder pump finals

50 Skyview Meadow dr.

1039 Holiday dr.

Grave Services

Roselle Godsey

Mary Weigle

Sammy Pyles

William Carson Pharris

Mable Cox

Next Months Forecast

Replace AMR meters & ERTs as needed

Do water & sewer taps & graves

Repair Grinder pumps & cleanings & maint. checks

Test Backflows

Hydrant testing and/or maintenance

finish up west ave. water main lowering for TDOT

Maybe start 6" water line at the Airport

Install Grinder Pump Tank and Line at Airport

CATOOSA DEPARTMENT
WATER LOST
JANUARY 2023

MASTER PUMPS	WATER PURCHASED		
70-NORTH	13,251,620		
127 HWY	13,174,080		
GENESIS	6,283,200		
62 HWY	3,200		
TOTAL	32,712,100		
	WATER SOLD		
MASTER PUMP TOTALS	32,712,100		
LESS CUSTOMERS	20,551,200		
LESS 200 ACCOUNTS	3,326,400		
	8,834,500	% of Loss	27%
FIRE DEPARTMENT			
TANK CLEANING & FILLING	-		
METERED FILLING			
METERED FLUSHING	35,705		
UNMETERED FLUSHING	160		
UNMETERED LEAK	599,190		
BILL ADJUSTMENTS			
METERED LEAKS			
BULK SALES			
TOTAL	8,199,445	Total % Loss	25%

Permits Break Down Report

	City & County Mechanical	City & County Plumbing	City Commercial	City Residential	County Commercial	County Residential	Land Disturbance Permits	Not Defined	Total Permits	County Fees Paid	City Fees Paid	Total Fees Paid
July 2022	27	30	0	3	1	26	0	1	88	\$29,797.00	\$5,437.00	\$35,394.00
August 2022	20	43	4	19	1	29	2	4	122	\$40,538.00	\$18,973.00	\$59,511.00
September 2022	33	41	3	9	0	37	2	2	127	\$43,071.00	\$9,223.00	\$52,294.00
October 2022	25	22	2	9	1	17	4	1	81	\$22,524.00	\$9,329.00	\$31,853.00
November 2022	27	15	1	4	3	13	1	5	69	\$22,019.00	\$2,218.00	\$24,237.00
December 2022	37	27	5	6	0	20	3	2	100	\$24,622.00	\$12,286.00	\$37,416.00
January 2023	22	36	5	8	5	24	5	5	110	\$32,394.00	\$11,983.00	\$44,377.00
Total	191	214	20	58	11	166	17	20	697	\$214,965.00	\$69,449.00	\$285,082.00

Engineering Projects Report February 9, 2023

Project	Current Status	Dates
TDOT 127 South Utility Relocation	The Contractor has almost completed relocating the City's utilities on the Highway 68 side of the project and is now installing the water on the 127 side of the project.	Target Completion Date June 30, 2024
TDOT 127 North Utility Relocation Section 1	The utilities for this project are 70% financially complete as of January 31st. The Contractor continues in testing the waterlines and is moving services over to the new line.	Target Completion Date June 30, 2025
TDOT 127 North Utility Relocation Section 4 (Fentress Cumberland County Line)	The portion of this project that is the City's water utility relocation is complete and a final punch list will be created after the road work is completed.	Target Completion Date August 31, 2026
TDOT 127 North Utility Relocation Section 2	A utility deconfliction meeting was held August 2nd and the City was informed by TDOT that the bid letting will be moved to 2025.	Bid Letting December 8, 2023
TDOT 127 North Utility Relocation Section 3	A utility deconfliction meeting was held August 2nd and the City was informed by TDOT that the bid letting will be moved to 2025.	Bid Letting December 8, 2023
Northwest Connector Phase 3	The utilities for this project are 75% financially complete as of January 31st. The contractor continues to progress with the water and sewer relocation on the west end of the project.	Total Completion Date July 21, 2023 Finish from Genesis To Stout May 31, 2022
Northwest Connector Phase 2 Downtown Sidewalks	All appraisal work has been completed and the City is in the process of acquiring property. TDOT has requested the NEPA (National Environmental Policy Act) Document be updated. This process is a six month long process. City staff is working to finalize all easements.	Bid Letting 2023
Old Lantana Road, County Seat and Southbend Waterline Replacement	The City has reviewed the plans and the Engineer is revising the plans. A construction start date will be established once the easements are acquired.	
Bridges for Trails at Meadow Park Quail Hollow Court	The shop drawings for the bridge have been delivered and City Staff is checking the existing abutments for fitment. The Exhibit "A" document required for the sale of the property will be updated when the Airport Layout Plan is updated.	
Main Street and Lantana Traffic Signal Replacement	The date for the start of work "Notice to Proceed" is December 5th 2022 with the completion date of June 5th 2023. The Contractor has submitted all materials for approval. The current delivery schedule for materials will extend the completion of this project to December of 2023.	Completion date June 5, 2023
Fourth Street and West Avenue Traffic Signal Replacement	The City has received a draft set of ROW plans. A utility coordination meeting is forthcoming. This project has low priorities because the City will not have STP funds to fund construction for three to five years.	
Meadow Park Water Filtration Plant Sewer Project Raw Water Study (Meadow Park Lake Expansion)	The Engineer has created the exhibits for the easements. The City is in the process of acquiring the easements. The field work has been completed and the documents have been created containing all of the environmental resources that will be covered by the lake expansion. A meeting with the regulating agencies is forth coming.	Schedule will be forthcoming
Airport Obstruction Removal Underwood Street Sidewalk	The Contractor has started the obstruction removal near the Cumberland County Play House. Acquisition documents have been turned over to the City Attorney so that City Staff can negotiate the acquisitions.	
Tulip Drive Sewer Installation Airport ALP	The plans are complete and the City is awaiting the payment of the fees. The aircraft counter has been installed and the ALP contract has been extended for one year.	
Industrial Blvd and Highway 127 Intersection Waterline Rehab	The Contracts has started installing the six inch waterline on Bennet Way.	Completion date June 3, 2023
TDOT SR 1 Highway 70 Bridge Replacement (Sparta Highway) Utility Relocation	We are waiting on the bid letting. All plans and specifications have been delivered to TDOT.	Bid Letting December 9, 2022
TDOT SR 24 Highway 70 North Bridge Replacement Utility Relocation	The Engineer is developing the utility relocation plan. TDOT is working out clearance issues with TVA lines and this project's timeline will grow.	Bid Letting August 19, 2022 DELAYED
CoLinx Fire Pump and Tank System	The line has been capped and the tank and pump have been disconnected from the fire system.	
Little Obed Pedestrian Bridge	The City was not selected for the CDBG grant.	
Meadow Park Water Filtration Transfer Pumps	The Contractor has one remaining pump to rehab and reinstall.	
Airport PAPI Replacement	The lights are in working order and we are awaiting an FAA flight check and final clean up.	Completion date December 14, 2022
High Mast Light Replacement on Peavine Interchange	The Contractor has completed the installation of the new pole and light and has insatllled the new cable in the downed pole. The pole and fixture will be reinstalled when a crain can be scheuled on a non-windy day.	
Meadow Park Kayak Launch	The Contractor has received all material except the cable and has started the manufacturing of the launch.	
Site Construction for Airport Box Hangars	The Street Department has started the excavation work and have installed about half of the fill material. The City has recieved the precast concrete materials. The Engineering Department is modifying the stormwater pollution permit for an additional site.	
Truck Route	One RFQ was received and the Engineering Department is reviewing the qualifications.	
Hilltoppers Paved Trail Extension	The Street Department has completed the earth work and placed the stone base for the asphalt trail. The asphalt will be bid in the spring.	
Airport Terminal Building	The City has reviewed the final plans and the project will be advertise for bid in the coming weeks.	
TDOT West Avenue Drainage Repair and Paving	TDOT's contractor has paved this section of West Avenue. TDOT has set a storm junction box on the shoulder of Tenth Street. City Crews have connected the junction box to the City's storm sewer. City Crews have installed valves on the water lines in the area of the intersection and await on TDOT to acquire a environmental permit to install a 54 inch concrete culvert across West Avenue. The new asphalt will be cut, once the permit has been acquired, and the culvert will be extended across West Avenue. City crews will also perform waterline work in the new asphalt at this time. This will not occur until the permit is acquired by TDOT.	
Palace Theater Knee Wall Repair and Roof Upgrades. Private Developments	The contractor is ready to replace the knee wall. He needs about 5 days of decent weather to complet the project. The roof upgrades are out for bid.	
The Gardens Phase 8 Plat 3	All roads, water and sewer are complete. The stormwater retention structures have not been completed and the City is holding a financial guarantee for this work.	
The Gardens Phase 8 Plat 4	The Final Plat has been approved by the Planning Commission. All utilities have been approved. Work has not started on the road.	
Sky View Meadow Subdivision Phase 2	All roads, water and sewer are complete. The stormwater retention structures have not been completed and the City is holding a financial guarantee for this work.	

Airport Committee Meeting Report from FBO: February 6, 2022

December Fuel Flow: 5,033 gallons
Avgas: 2,313gallons
Jet A: 2,720 gallons

January Fuel Flow: 5,066 gallons
Avgas: 2,364gallons
Jet A: 2,702 gallons

Last January Fuel Flow: 6,415gallons
Avgas: 1,259 gallons
Jet A: 5,156 gallons

Fuel sales were the same in January as December and down from January last year. Weather and seasonality both contributed to a slow month. I don't attribute anything in the economy at this point to any downturn. The variation over last year is not enough to account for anything other than normal ups and downs.

We flew 131 hours in Crossville for flight training. Training activity continues to remain strong at Crossville. This was slightly down from previous months but expected since we had a significant amount of non-flying days in January.

Maintenance continues to be busy. We started two CCHS interns in January in our shop. Brenton finished his Airframe Certification today and he is now a cully certified A&P. Brandon started Bakers School in Nashville today and will come back with his A&P license in two weeks. We hired an additional mechanic in January who is an experienced A&P and IA, with significant turbine experience. This will allow us to expand the aircraft we work on to include single and twin turbine aircraft over the coming 12 months.

6 Months interest in December and May
Principal payment in May

			11/30/2021	Due May		6/30/2022
	PAY OUT	INT RATE	LOAN BALANCE	PRINCIPAL PAYMENT	INTEREST PAYMENT	LOAN BALANCE
GENERAL FUND						
				May-22		
E-911	2024	Variable	\$ 193,000	\$ 63,000	\$ 5,800	\$ 130,000
2020 Series A1 Bonds	2037	4.00%	\$ 3,965,000	\$ 60,000	\$ 50,727	\$ 3,905,000
2020 Series B Bonds	2028	4.27%	\$ 1,915,000	\$ 265,000	\$ 12,046	\$ 1,650,000
2020 Series A2 Bonds	2037	3.00%	\$ 1,165,000	\$ 60,000	\$ 15,112	\$ 1,105,000
			\$ -	\$ -	\$ -	\$ -
			<u>\$ 7,238,000</u>	<u>\$ 448,000</u>	<u>\$ 83,685</u>	<u>\$ 6,790,000</u>
Water & Sewer Fund						
2020 Series C Bonds	2050	4.00%	\$ 29,905,000	\$ 545,000	\$ 703,766	\$ 29,360,000
Catoosa's Share			\$ (5,821,326)	\$ (106,090)	\$ (136,995)	\$ (5,715,236)
			\$ 24,083,674	\$ 438,910	\$ 566,771	\$ 23,644,764
2020 Series D Bonds	2027	4.19%	\$ 1,230,000	\$ 200,000	\$ 12,140	\$ 1,030,000
			<u>\$ 25,313,674</u>	<u>\$ 638,910</u>	<u>\$ 578,911</u>	<u>\$ 24,674,764</u>
CATOOSA						
2020 Series C Bonds	2050	4.00%	\$ 5,821,326	\$ 106,090	\$ 136,995	\$ 5,715,236
5/20/2021 RUD Plateau tank 40 yrs	2061	1.75	\$ 888,717	\$ 15,544	\$ 15,428	\$ 873,173
			<u>\$ 6,710,043</u>	<u>\$ 121,634</u>	<u>\$ 152,423</u>	<u>\$ 6,588,409</u>
TOTALS (WATER & SEWER FUND)			<u>\$ 32,023,717</u>	<u>\$ 760,544</u>	<u>\$ 731,334</u>	<u>\$ 31,263,173</u>
					<u>TOTAL</u>	\$ 38,053,173

Project	Amount			Money Spent	Money Received
	Grant	Local	Total		
bulletproof vests	\$ 36,781.44	\$ 36,781.44	\$ 73,562.88	\$ 63,732.12	\$ 36,793.78
Alcohol Saturation-2022	\$ 20,000.00	\$ -	\$ 20,000.00		
Drug Task Force Overtime	\$ 18,000.00	\$ -	\$ 18,000.00		
Airport Layout Plan	\$ 190,000.00	\$ 10,000.00	\$ 200,000.00	\$ 28,492.59	\$ 19,601.36
Airport Lighting Rehab	\$ 153,395.00	\$ 1,835.00	\$ 155,230.00	\$ 37,130.66	\$ 34,200.00
Downtown Sidewalks/Lights	\$ 1,299,651.36	\$ 324,912.84	\$ 1,624,564.20		
Northwest Connector 3	\$ 1,046,137.00	\$ 251,534.00		\$ 1,266,050.21	\$ 1,017,195.37
Northwest Connector 2	\$ 458,648.00	\$ 114,662.00	\$ 573,310.00	\$ 237,226.03	\$ 189,780.82
Obstruction Clearing Env. Assessment	\$ 44,100.00	\$ -	\$ 44,100.00	\$ 44,100.00	\$ 44,100.00
Design Terminal Renovations	\$ 78,940.00	\$ 3,160.00	\$ 82,100.00	\$ 18,850.00	\$ 9,021.68
Operations Counting System	\$ 32,300.00	\$ 1,700.00	\$ 34,000.00	\$ 7,700.00	\$ 6,000.00
ARPA	\$ 3,494,987.87	\$ -	\$ -	\$ 9,000.00	\$ 1,747,493.93
Airport Maintenance 22-23	\$ 15,000.00	\$ -	\$ -	\$ 5,446.99	\$ 4,335.49
ACRGP	\$ 9,000.00	\$ -	\$ 9,000.00	\$ 9,000.00	\$ 9,000.00
ARPA-Airport	\$ 22,000.00		\$ 22,000.00	\$ 18,087.71	\$ 12,116.24