



CITY OF
CROSSVILLE
TENNESSEE

**CITY MANAGER'S
MONTHLY
REPORT**



**APRIL
2026**

Prepared by
**City Clerk's
Office**

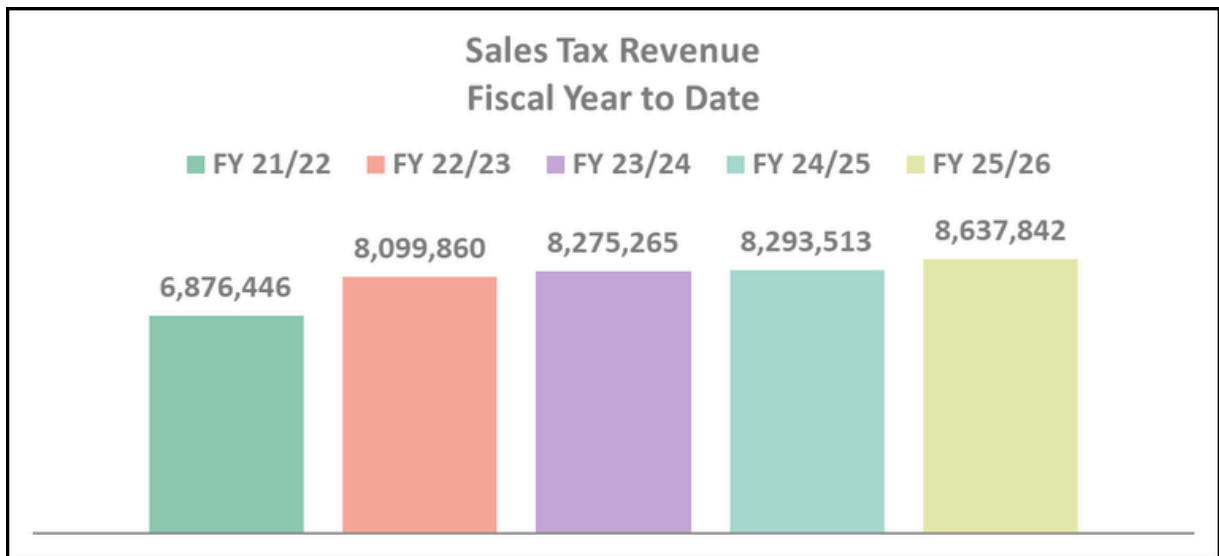
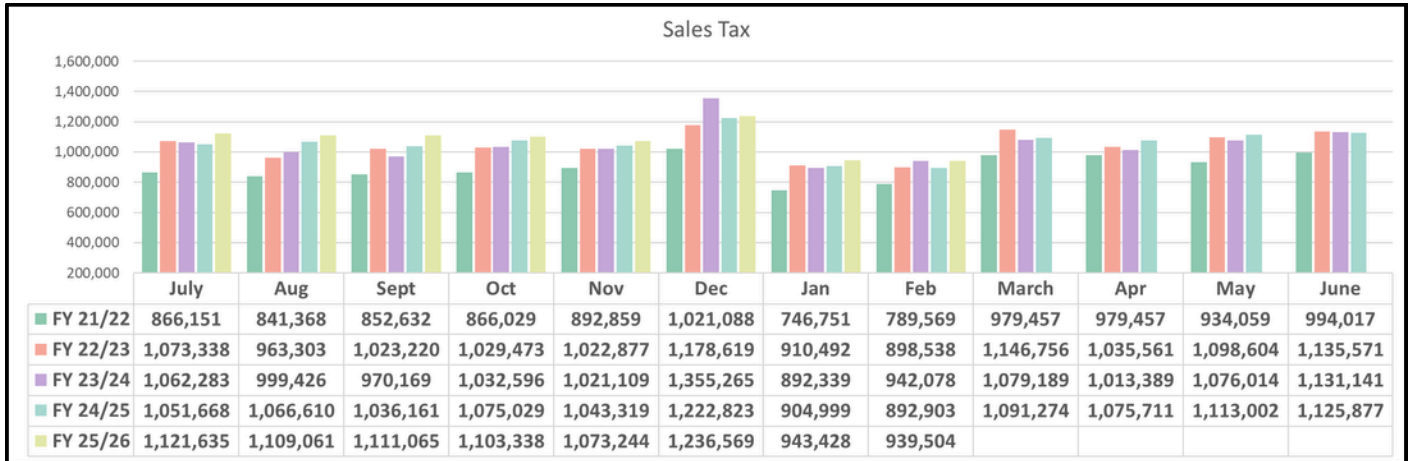
Table of Contents

<u>Sales Tax</u>	01
<u>Wholesale Beer Tax</u>	02
<u>Liquor Tax</u>	03
<u>Hotel Occupancy Tax</u>	04
<u>Human Resources Report</u>	05
<u>Police Dept. - Stats</u>	06
<u>Police Dept. - Year To Year</u>	07
<u>Police Dept. - SRO Report</u>	08
<u>Fire Dept. - Incident Report</u>	09
<u>Water Loss Report</u>	10
<u>Street Dept. Report</u>	11
<u>Maintenance Dept. Report</u>	12
<u>Water Treatment Plant Report</u>	13
<u>Utility Maintenance Report</u>	14
<u>Catoosa Dept. Report</u>	15
<u>Leisure Services Dept. - Parks Report</u>	16
<u>Leisure Services Dept. - Palace Report</u>	17
<u>Leisure Services Dept. - Events Report</u>	18
<u>Codes Dept. Report</u>	19
<u>Engineering Dept. Report</u>	20
<u>Airport FBO Report</u>	21
<u>Finance Dept. - Bonds Report</u>	22
<u>Finance Dept. - Grants Report</u>	23
<u>Bids under Budget</u>	24

CITY OF CROSSVILLE

SALES TAX

APRIL 2026 REPORT

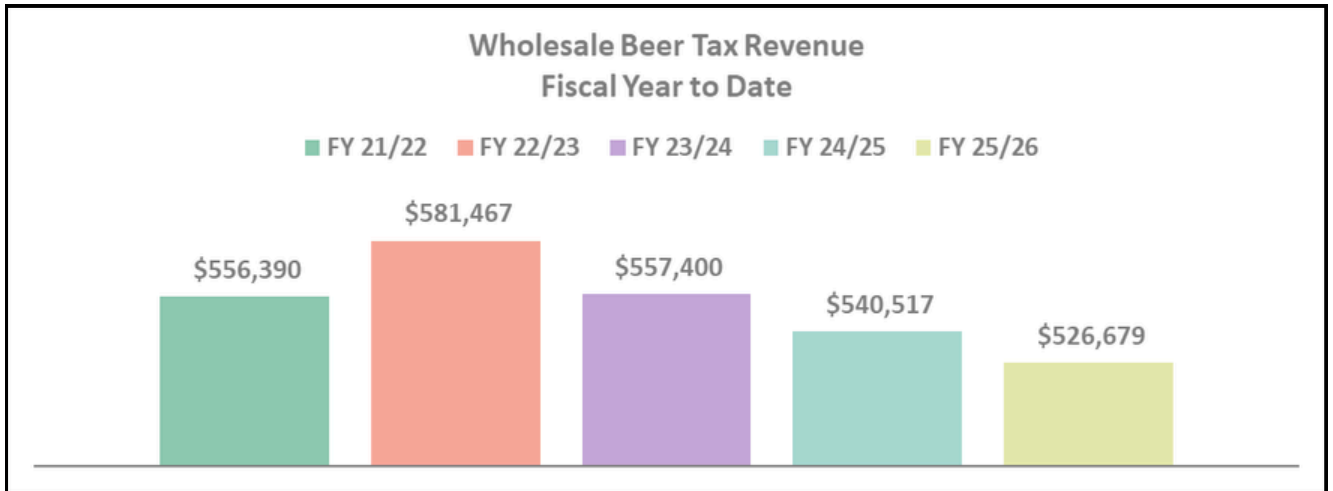
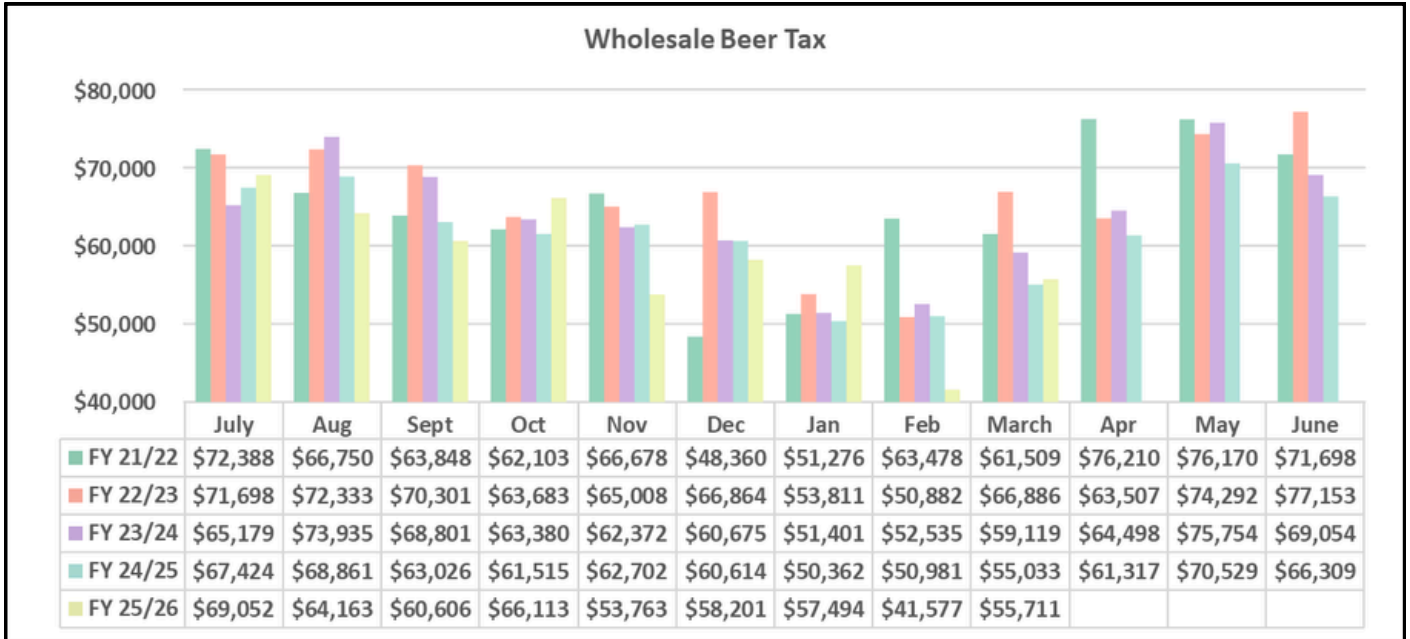


*COLLECTIONS IN THE CITY OF CROSSVILLE	1,902,880.83
State of TN Cost of Administration	1.125% \$ 14,271.61
Net Collections (sent to Trustee's office)	\$ 1,888,609.22
Local Option Out of State Distribution	\$ 9,284.44
Trustee of Cumberland County	1% \$ 18,886.09
Net To Be Distributed	\$ 1,879,007.57
CITY OF CROSSVILLE SPLIT	
Check to City of Crossville	\$ 939,503.78
Check to Cumberland County Board of Education	\$ 939,503.78

*Totals reported in April but actually collected in February



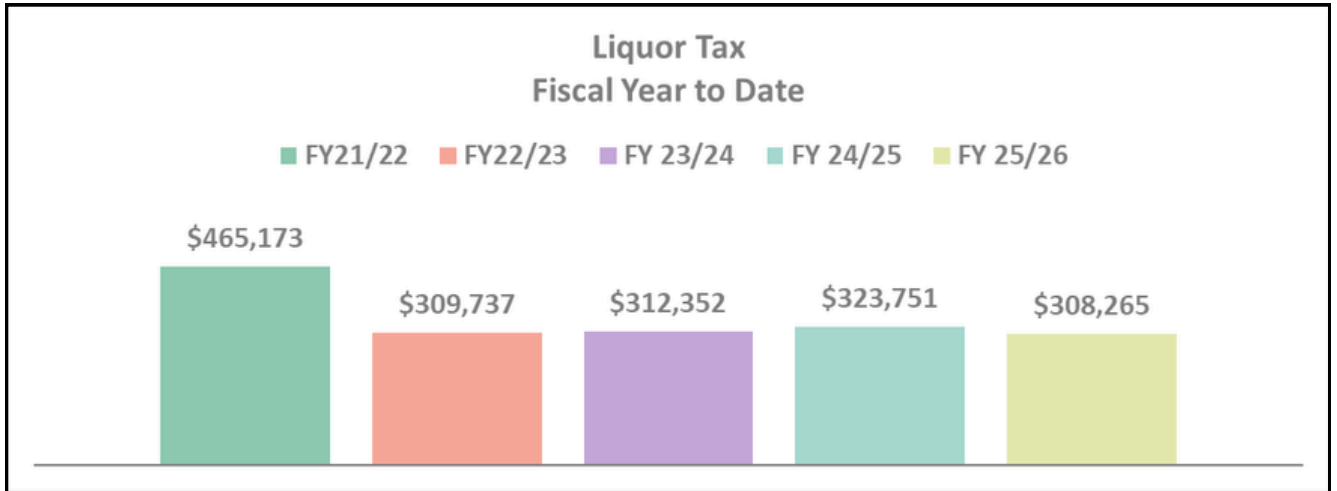
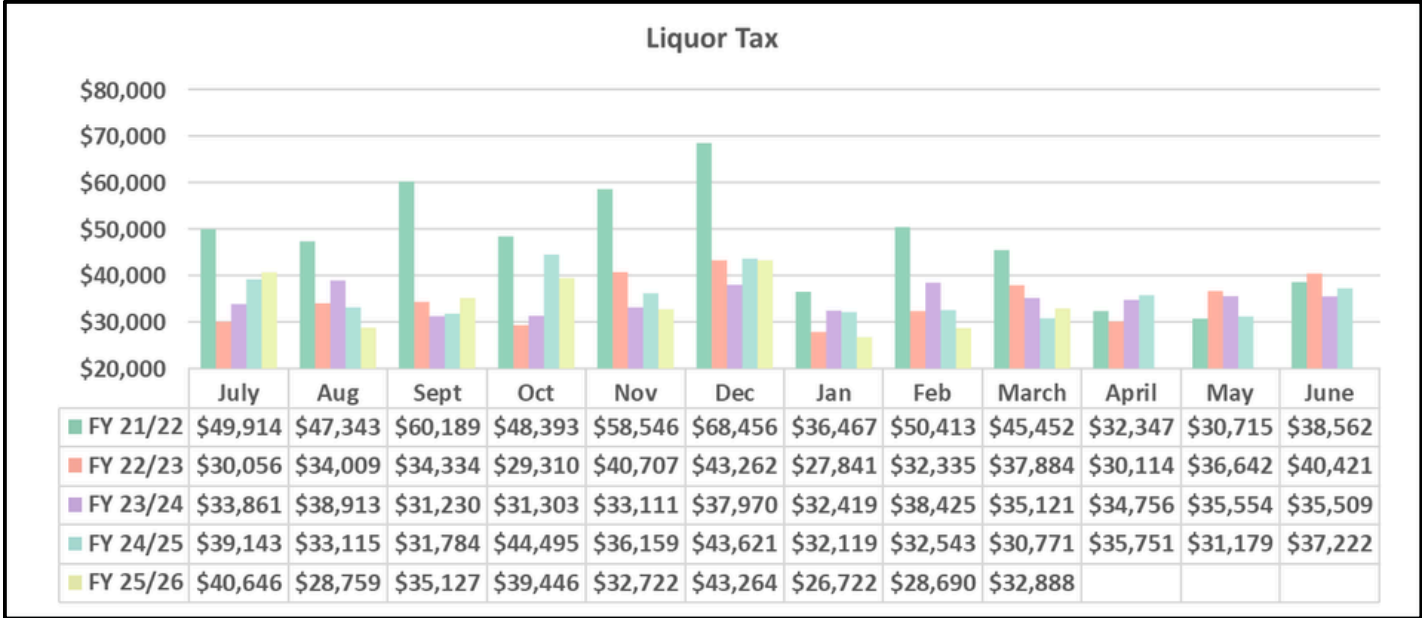
CITY OF CROSSVILLE WHOLESALE BEER TAX APRIL 2026 REPORT



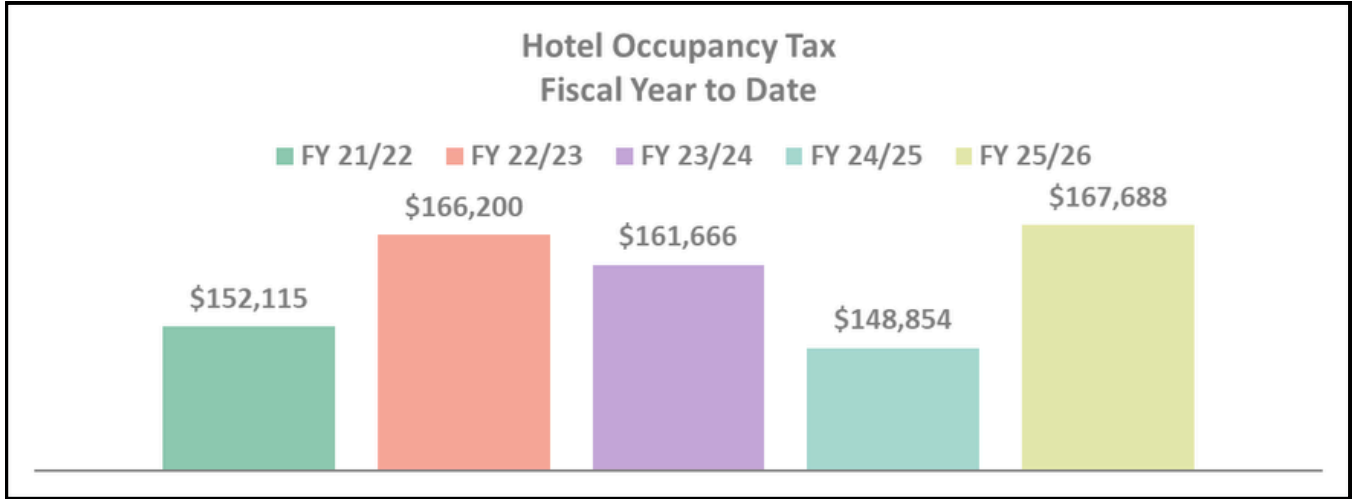
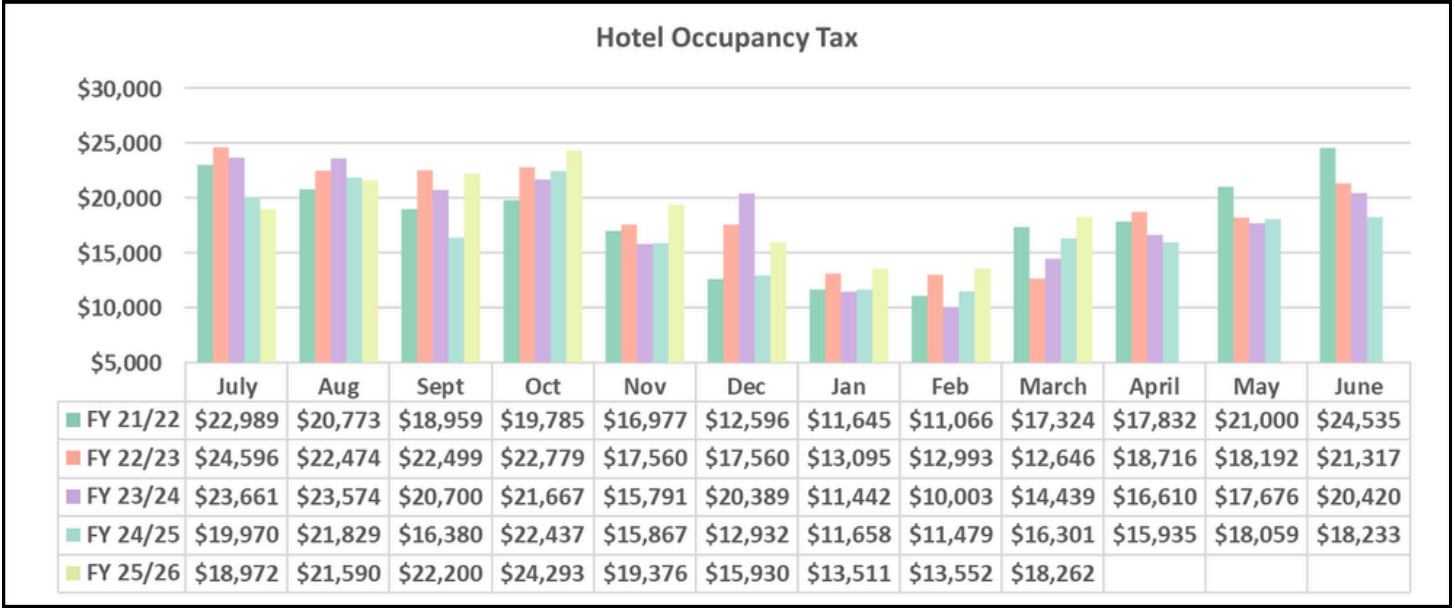
CITY OF CROSSVILLE

LIQUOR TAX

APRIL 2026 REPORT




CITY OF CROSSVILLE HOTEL OCCUPANCY TAX APRIL 2026 REPORT



CITY OF CROSSVILLE
HUMAN RESOURCES
APRIL 2026 REPORT

Employees



YEARS OF SERVICE

Timothy Johnson	32
Roy South	32
Jonathan O’Neal	19
Kyle Sherrill	16
Trevor Gibson	11
Kyle Presson	7
James Collins	3
Jeremy Beard Jr.	3
Jacob Zimmerman	3
Mark Moritz	2
Logan Graham	2
James Atkins	2
Timothy Ramsey	2
John Lazanas	1
Joshua Stafford	1
Brittany Price	1

EMPLOYEE OF THE 1ST QUARTER

Jeremy DeRossett

EMPLOYEE OF THE 2ND QUARTER

TBD

EMPLOYEE OF THE 3RD QUARTER

TBD

EMPLOYEE OF THE 4TH QUARTER

TBD

JOB VACANCIES

- NONE

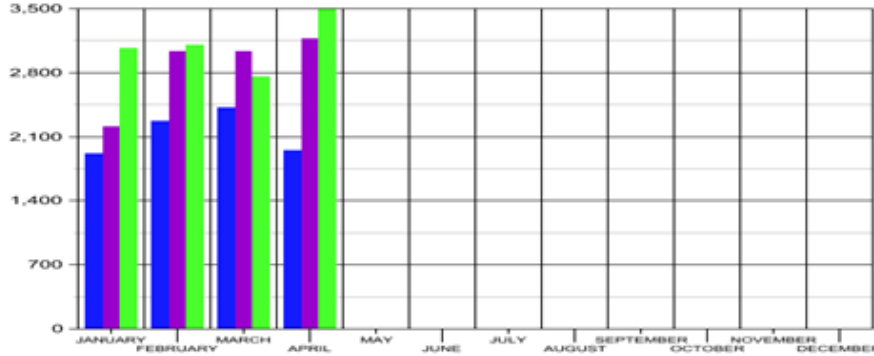
NEW HIRES

- NONE



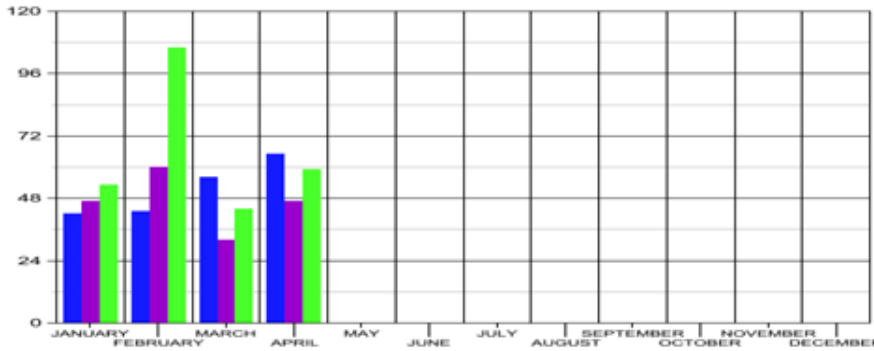
CROSSVILLE POLICE DEPARTMENT STAT COMPARISONS APRIL 2026 REPORT

■ 2024
 ■ 2025
 ■ 2026



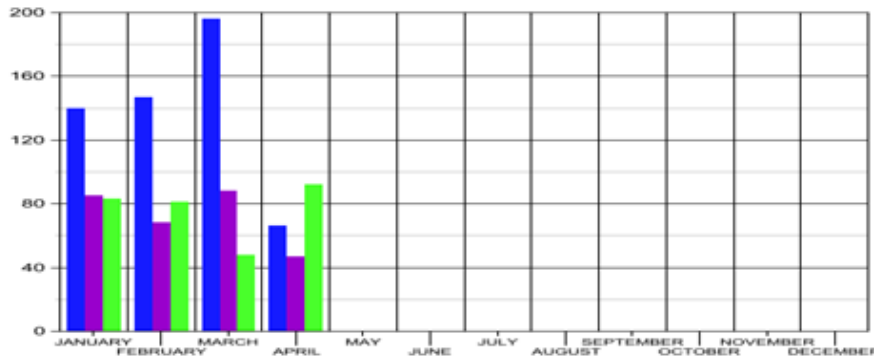
CALLS

2024 — 8,055
 2025 — 10,624
 2026 — 12,426



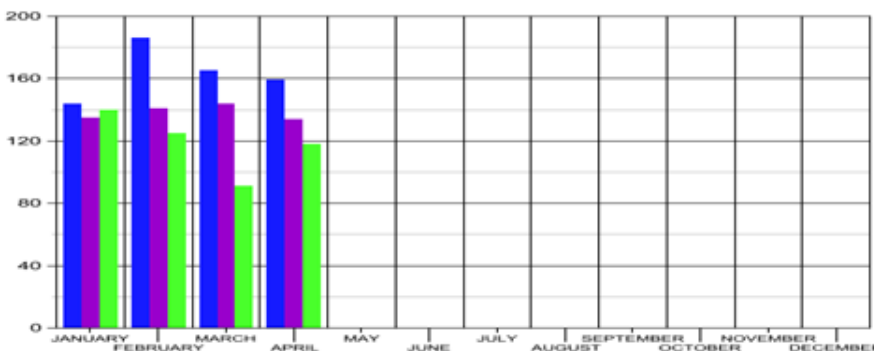
OFFENSES

2024—206
 2025—186
 2026—262



CITATIONS

2024 — 549
 2025 — 286
 2026 — 304



ARRESTS

2024 — 654
 2025 — 554
 2026 — 474



CROSSVILLE POLICE DEPARTMENT

SRO REPORT

APRIL 2026 REPORT

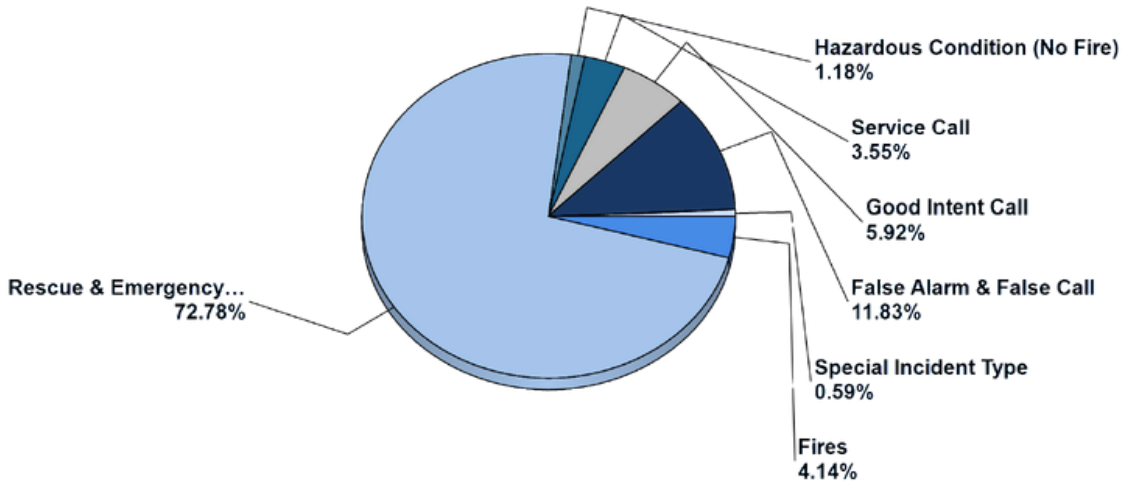
ARREST				
Activity	Count	As Substitute	Total Count	% To Total
Alcohol - Possession	2	0	2	0.14
Alcohol - Under Influence	2	0	2	0.14
Arrests/Citations Issued	32	0	32	2.21
Assault Aggravated	0	0	0	0.00
Disorderly Conduct	6	0	6	0.41
Drug Arrest	0	0	0	0.00
Non-THC Vape	12	0	12	0.83
Simple Assault	3	0	3	0.21
THC Vape	0	0	0	0.00
Theft	0	0	0	0.00
Theft Related	0	0	0	0.00
Vandalism	1	0	1	0.07
Weapon Related	0	0	0	0.00
CALLS FOR SERVICE				
Activity	Count	As Substitute	Total Count	% To Total
Accidents	0	0	0	0.00
Assist. - Other Agency	23	0	23	1.59
Assist. - School Admin	324	0	324	22.36
Classroom Activity	21	0	21	1.45
COUNSELING SERVICES				
Activity	Count	As Substitute	Total Count	% To Total
Consultation - Parents	128	0	128	8.83
Consultation - Students	477	0	477	32.92
MEETINGS				
Activity	Count	As Substitute	Total Count	% To Total
Meetings - Other	4	0	4	0.28
Meetings - School	20	0	20	1.38
Meetings - SRO Divisional	0	0	0	0.00
MISCELLANEOUS				
Activity	Count	As Substitute	Total Count	% To Total
Court Appearances	1	0	1	0.07
Special Events - Non Athletic	7	0	7	0.48
Vehicle/Equipment Inspection/Maintenance	0	0	0	0.00
REPORTS				
Activity	Count	As Substitute	Total Count	% To Total
Incident Report	25	0	25	1.73
Traffic Accident	0	0	0	0.00
SECURITY				
Activity	Count	As Substitute	Total Count	% To Total
Campus Foot Patrol	350	0	350	24.15
Unsecure Doors	11	0	11	0.76
TRAINING				
Activity	Count	As Substitute	Total Count	% To Total
Training	0	0	0	0.00



CROSSVILLE FIRE DEPARTMENT

MAJOR INCIDENTS

APRIL 2026 REPORT



MAJOR INCIDENT TYPE	# INCIDENTS	% of TOTAL
Fires	7	4.14%
Rescue & Emergency Medical Service	123	72.78%
Hazardous Condition (No Fire)	2	1.18%
Service Call	6	3.55%
Good Intent Call	10	5.92%
False Alarm & False Call	20	11.83%
Special Incident Type	1	0.59%
TOTAL	169	100%

Detailed Breakdown by Incident Type		
INCIDENT TYPE	# INCIDENTS	% of TOTAL
100 - Fire, other	1	0.59%
130 - Mobile property (vehicle) fire, other	1	0.59%
131 - Passenger vehicle fire	1	0.59%
136 - Self-propelled motor home or recreational vehicle	1	0.59%
142 - Brush or brush-and-grass mixture fire	1	0.59%
151 - Outside rubbish, trash or waste fire	1	0.59%
160 - Special outside fire, other	1	0.59%
321 - EMS call, excluding vehicle accident with injury	102	60.36%
322 - Motor vehicle accident with injuries	13	7.69%
324 - Motor vehicle accident with no injuries.	6	3.55%
341 - Search for person on land	1	0.59%
353 - Removal of victim(s) from stalled elevator	1	0.59%
413 - Oil or other combustible liquid spill	1	0.59%
420 - Toxic condition, other	1	0.59%
500 - Service Call, other	2	1.18%
551 - Assist police or other governmental agency	3	1.78%
561 - Unauthorized burning	1	0.59%
611 - Dispatched & cancelled en route	7	4.14%
631 - Authorized controlled burning	1	0.59%
651 - Smoke scare, odor of smoke	2	1.18%
700 - False alarm or false call, other	3	1.78%
710 - Malicious, mischievous false call, other	1	0.59%
730 - System malfunction, other	1	0.59%
733 - Smoke detector activation due to malfunction	1	0.59%
735 - Alarm system sounded due to malfunction	1	0.59%
736 - CO detector activation due to malfunction	1	0.59%
740 - Unintentional transmission of alarm, other	2	1.18%
743 - Smoke detector activation, no fire - unintentional	1	0.59%
744 - Detector activation, no fire - unintentional	2	1.18%
745 - Alarm system activation, no fire - unintentional	6	3.55%
746 - Carbon monoxide detector activation, no CO	1	0.59%
911 - Citizen complaint	1	0.59%
TOTAL INCIDENTS:	169	100%



CITY OF CROSSVILLE

WATER LOSS

APRIL 2026 REPORT

	Consumption	Water loss - flushing	Water loss - leaks	Water loss - fire fighting	Total Internal Use	Unaccounted - for Water	Pumped Water	LOSS %
2025								
January	94,545,900	346,675	2,190,268	5,825	2,542,768	25,624,232	122,712,900	21%
February	105,136,000	67,747	689,662	3,900	761,309	757,091	106,654,400	1%
March	93,026,100	310,111	4,321,812	9,840	4,641,763	9,698,437	107,366,300	9%
April	91,599,900	267,289	1,432,904	33,420	1,733,613	10,656,487	103,990,000	10%
May	96,969,500	1,298,333	1,017,709	11,915	2,327,957	14,499,643	113,797,100	13%
June	102,665,700	201,256	1,231,246	24,188	1,456,690	17,444,610	121,567,000	14%
July	105,261,000	165,528	3,107,535	44,755	3,317,818	23,579,182	132,158,000	18%
August	112,701,500	198,478	2,034,632	40,225	2,273,335	10,847,165	125,822,000	9%
September	106,954,400	862,124	2,711,100	805	3,574,029	8,624,671	119,153,100	7%
October	99,261,700	122,541	1,000,604	7,002	1,130,147	22,540,553	122,932,400	18%
November	98,924,500	74,878	2,090,374	11,575	2,176,827	16,110,073	117,211,400	14%
December	99,282,900	213,217	373,206	23,025	609,448	25,342,852	125,235,200	20%
2026								
January	97,026,500	247,371	979,498	11,395	1,238,264	35,780,236	134,045,000	27%
February	106,520,300	568,619	1,640,211	10,875	2,219,705	22,548,995	131,289,000	17%
March	98,333,300	203,837	676,108	32,430	912,375	40,976,825	140,222,500	29%
April	92,904,600	509,506	4,314,430	7,432	4,831,368	37,731,432	135,467,400	28%
May								
June								
July								
August								
September								
October								
November								
December								
TOTAL:								
6 mos	592,992,100	1,817,428	10,073,827	96,732	11,987,987	178,490,413	783,470,500	23%
12 mos	1,216,805,900	4,665,688	21,176,653	225,622	26,067,963	276,026,237	1,518,900,100	18%



CITY OF CROSSVILLE STREET DEPARTMENT APRIL 2026 REPORT

Street Department Work Orders:

- Sweeper Truck – swept curb and gutter
 - 177 locations
- Brush Removal – 42 loads, 256 locations.
- Reshape Shoulders & Ditches on
 - Old Jamestown Hwy (By Middle TN Natural Gas)
- Patching on Woodlawn Road and corner of Windtree Trail and River Court
- Culvert Installs
 - Dooley Street
 - Castleman Lane – Pour headwall & extend culvert
- 811 Locates
- Clean Culverts and Pipes
 - Sparta Drive
- Clean Catch Basins
 - Rose Street, Cleveland Street and Tennessee Avenue
- Concrete Pour at
 - Holiday Drive
 - City Hall Parking Lot
 - Old Lantana Road
- Patch gravel shoulders on
 - Corner of Tennessee Avenue & St. James Place, Village Lane, Hillcrest Drive, Taylor Street, Corner of Wayne Avenue & Cook Road, Corner of Matherly Street & Old Jamestown Hwy
- Crack Sealing on Larissa Street, Sheree Street and Morgan Road
- Clean & Reshape Ditches
 - Canary Drive, Panther Valley and Maryetta Street
- Paint parking spots on E. Fifth Street and Main Street
- Tree removal on Castleman Lane
- Assistance to other departments:
 - Sediment ponds for Meadow Park Water Treatment Plant
 - Hickory Hollow Circle – Repair water line repair cut

Miscellaneous:

- Gas line repair at the Hill's Building
- Replace two light bulbs on the Airport beacon
- Repair sink hole on Park Trace
- Repair three culverts on Knights Way
- Driveway entrance on Dewey Court
- Pull curb on Interchange Drive
- Pull sidewalk on Riverview Lane
- Put dirt around campsite at Meadow Park Lake
- Road closure for the Fit Fest
- Beeper Call-out:
 - Checked the light on Genesis Road & Interstate Drive
 - Assist with fire Mayberry's storage
 - Put Stop signs back up at Village Way & Dayton Avenue, Wells Road & Dayton Avenue
 - Checked catch basin on Rector Avenue

Sign and Electrical Maintenance Work Orders:

- Traffic signal light repair/maintenance
 - #16 127 @ I-40 WB – signal on flash, #44 Interstate Drive @ Stout – Green bulb, #10 127 @ Industrial Drive – Green bulb, #13 127 @ Northside Drive/Interstate Drive – No detection
- Signal Light Upgrade/Rebuild
 - #29 Elmore @ West Avenue
- Electrical Maintenance/Repairs on Street lights
 - Genesis Road – Repaired conduit, Genesis Road – Citizen request for street light repair
- Loop Maintenance
 - #41 Miller @ Lantana Road/Adams – Resealed loops
- Preventive Maintenance on signals:
 - #10 127 @ Industrial Blvd., #16 127 @ I-40 WB, #43 Hwy 70N @ Northwest Connector, #31 Sparta Hwy @ Tennessee Avenue, #8 127 @ Miller Avenue, #6 127 @ Genesis Road
- Sign repair/Maintenance and Fabricating letters
 - Street Signs at Northside Drive & South Drive
 - Stop Sign Replacement at Pineway & Villageway; Westway & Villageway; Lee Avenue & Myrtle Avenue; Northside Drive & South Drive; 70N & Maryetta Street;
 - Speed Limit sign on Short Road
 - Straighten several street signs at various locations city wide.



CITY OF CROSSVILLE

MAINTENANCE DEPARTMENT

APRIL 2026 REPORT

GENERAL MAINTENANCE WORK ORDERS

COMPLETED: 145

SPECIAL PROJECTS/WORK ORDERS:

- New back roof on Police Department
- Handrails at the old State Trooper building on Main Street
- Epoxy on floor at the new Fire Station 2
- Replace breaker for fuel at the Airport
- Assisted with moving the Fire Department into new station 2
- Planted Black-eyed Susans on Main Street
- Started R.O.W. mowing
- Installed fans at the Impound
- Repaired water tank line at Meadow Park dock
- Grind brush for the Community Complex
- Replaced A/C unit at Meadow Park

SERVICE TRUCK CALLS: 46

VEHICLE/EQUIPMENT SERVICES AND REPAIRS:

- CODES
 - NONE
- AIRPORT
 - NONE
- CATOOSA
 - Unit 1208 – Replaced rear brake pads & rotors; replaced and bleed master cylinder and brake system; fixed headliner
 - Unit 1219 – Service, replaced mower blades
 - Unit 1200 – Service and rotate tires
 - Unit 1207 – Service
- FIRE
 - NONE
- MAINTENANCE
 - Unit 201 – Service
 - Unit 204 – Service
 - Unit 264 – Service, cabin filters
- WATER TRANSMISSION/SEWER
 - Unit 429 – Service
 - Unit 451 – Replaced vice jaws; boring head bolts
 - Unit 406 – Rear brakes, driver rear brake caliper, front pads and rotors, passenger front wheel hub
- STREET
 - Unit 648 – Service
 - Unit 621 – Two batteries, rear glass
 - Unit 634 – Service
 - Unit 609 – Remove and replace starter and batteries
 - Unit 607 – Remove and replace rear differential due to excessive wear on gears
 - Unit 620 – Rebuilt valve body on bucket, replaced oil pressure switch, had plate between bucket and boom welded
- POLICE
 - Unit 12 – Service
 - Unit 77 – Service
 - Unit 42 – Installed lights and siren
- POLICE CONT.
 - Unit 19 – Remove and replace due to lifter failure causing damage to valve
 - Unit 20 – Service and cabin filter
 - Unit 26 – Service
 - Unit 15 – Service and cabin filter
- PARKS & RECREATION
 - Unit 702 – Remove and replace motor mounts
 - Unit 701 – Service
 - Unit 726 – Replace rear hub
 - Unit 714 – Cleaned carburetor
 - Unit 704 – Replaced brake cables, adjusted brakes. Replaced voltage regulator
 - Unit 717 – Service, battery
 - Unit 707 – Service
- WATER TREATMENT
 - NONE
- IT DEPARTMENT
 - NONE
- EMERGENCY MANAGEMENT
 - NONE
- ENGINEERING
 - NONE
- CEMETERY
 - NONE
- STORM WATER
 - NONE
- VEOLIA
 - Unit 805 – Service
- CENTRAL STAFF
 - NONE



CITY OF CROSSVILLE
WATER TREATMENT PLANT
APRIL 2026 REPORT

Holiday Hills

General Maintenance:

- Changed monthly water filters for machines
- Serviced Dehumidifiers
- Serviced even number motors and pumps
- Changed caustic tubes in pumps
- Changed poly tubes in pumps
- Swaped waste pumps
- Replaced lights on the basins
- Had the new chem building spray foamed
- Put up new lights in the chem building
- Had mini split and new doors installed for the new chem building
- Built chemical info wall in the new chem building
- Replaced tube in post miox pump
- Fixed salt tank fill plumbing to be filled manually

Unexpected Repairs:

- NONE

Continuing Projects:

- Pump changeouts and plumbing for pre and post miox
- New plumbing and chemical drops in the finished water line in basement

Meadow Park Lake

General Maintenance:

- Changed monthly water filters for machines
- Serviced Dehumidifiers
- Serviced even number motors and pumps
- Changed caustic tubes in pumps
- Washed basinsand flocc chamber
- Repaired flocculator paddles
- Cleaned ports for ROF and LOH meters
- Sludge drying beds were pushed out
- Changed out caustic pump
- Pumped sludge on both ponds
- Checked all emergency lights

Unexpected Repairs:

- Caustic Pump

Continuing Projects:

- New bicarb stands for raw pumphouse



CITY OF CROSSVILLE

UTILITY MAINTENANCE

APRIL 2026 REPORT

Key Metrics:

- Locations: 302
- Backflows Tested: 36
- Grinder Pumps Sold: 7
- Preliminary Inspections: 3
- Final Inspections: 1
- Replacement Pumps: 3
- Grinder Pump Repairs: 29
- Total Water Loss: 580,971 gallons

Meter Services:

- Turn-Ons: 31
- Turn-Offs: 25
- Occupant Changes: 71
- Reinstates: 43
- Checks, Replacement, Repair: 12

Repairs and Installations:

- Water Taps: 5
- Main Line Leaks: 3
- Service Repairs: 2
- Sewer Taps: 6
- Sewer Line Repairs: 3
- Graves: 7

Pipe Installed:

- 219' of 3/4" copper
- 11' of 1" copper
- 0' of 2" copper
- 23' of 6" PVC
- 0' of 12" PVC
- 0' 2" PVC
- 0' of 4" PVC
- 0' of 3/4" PVC
- 0' of 1" PVC
- 160' of 4" HDPE
- 154' of 2" HDPE
- 0' of 6" HDPE
- 0' of 10" PVC
- 0' of 8" PVC

Monthly Summary of Activities:

- Replaced approx. 18¾ water meters due to meter or AMR malfunctioning
- Meters were read, service orders completed, and customer complaints addressed
- 3 backflow devices were tested
- Sewer and water leaks were fixed
- Water and sewer taps were made
- Continued with Water and Sewer Line extensions on Northside Drive

Water Leaks Repaired:

- 1537 Highland Lane
- 189 Riverbend Drive
- 99 Iris Circle
- 11 Hickory Hollow Circle
- 194 Lee June Street

Water Taps:

- 1610 South Old Mail Road
- 32 Riverchase Drive L37
- 89 Riverchase Drive L30
- 292 Highway 68 Garage
- 1173 Genesis Road

Sewer Taps:

- 248 Goose Pointe Circle
- 518 Villageway
- 32 Riverchase Drive L37
- 89 Riverchase Drive L30

Sewer Line Repairs

- 333 Southgate Drive
- 361 Kingsrow
- 108 Bluff Drive

Grinder Pump Finals

- 289 Rhodendron

Grave Services:

- John Fosco
- Donna D. Fisher
- Larry Clifford Murray
- Tracy Perle Scrimsher
- Dorothy L Adcock
- Mary Ondako
- Charles Pelfrey

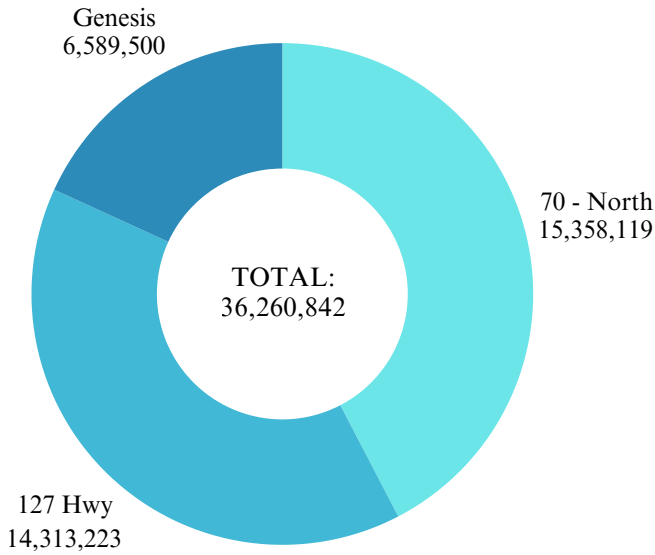
Next Month's Forecast:

- Replace AMR Meters and ERTs as needed
- Do water & sewer taps and graves
- Repair Grinder pumps and cleanings and maint. checks
- Test Back flows
- Hydrant Testing / Maintenance
- Finish water and sewer line ext. on Northside Drive

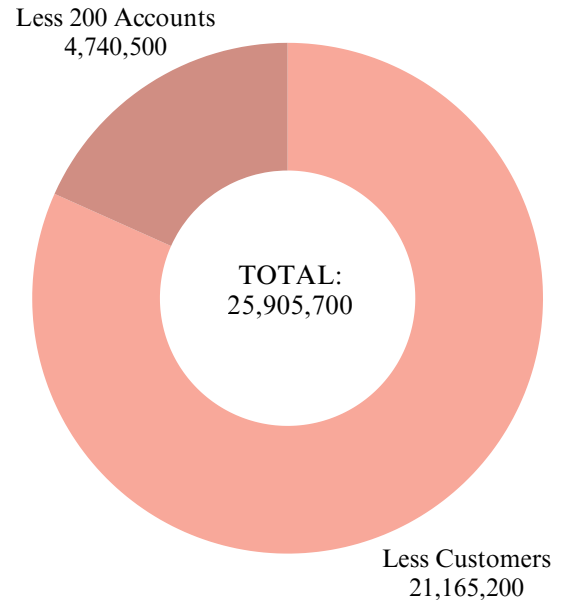


CITY OF CROSSVILLE CATOOSA WATER LOSS & MAINTENANCE APRIL 2026 REPORT

WATER PURCHASED



WATER SOLD



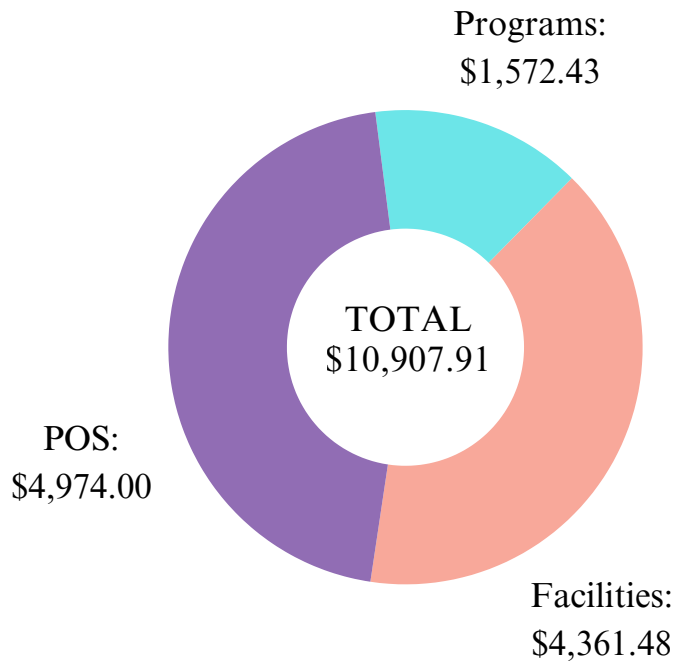
<u>Water Loss</u>					<u>Maintenance</u>	
Master Pumps			Water Sold	Meter and Taps		
70 - North	15,358,119	Master Pumps Total	36,260,842	Water Taps		17
127 Hwy	14,313,223	Less Customers	21,165,200	Meters Changed Out		4
Genesis	6,589,500	Less 200 Accounts	4,740,500	Read Meters - Radio (for City) 200 Accounts		221
62 HWY	0		10,355,142	Read Meters		5473
		Percent of Loss	29%	Meters Locked (non-payment)		11
TOTAL	36,260,842			Meters Unlocked		2
		Fire Department		Registers Changed		0
		Tank Cleaning and Filling		Meters Reread		187
		Metered Filling		Leaks Repaired		
		Metered Flushing	0	Water-Main Line		1
		Unmetered Flushing	31,725	Water-Service Line		11
		Unmetered Leak	4,211,240	Blow-off Lines		2
		Bill Adjustments		Other		
		Metered Leaks		Other Work Orders Processed		108
		Bulk Sales		Backflows Tested		1
		TOTAL	6,112,177	Line Locations		353
		TOTAL Percent of Loss	17%	Special Projects		NONE



CITY OF CROSSVILLE LEISURE SERVICES - PARKS APRIL 2026 REPORT

RECEIVABLES TOTAL BY CATEGORY

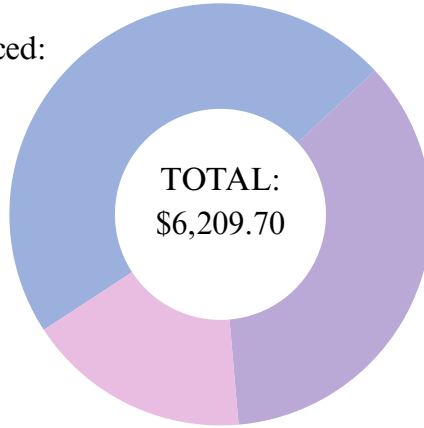
<u>Programs</u>			
Kick Ball		\$62.10	2
Upper Cumberland Youth Athletics		\$1,510.33	29
TOTAL		\$1,572.43	31
<u>Facilities</u>			
Centennial Park Shelter 2		\$77.64	3
Centennial Park Shelter 3		\$92.25	3
Crossville Depot Meeting Room		\$2,052.65	14
Meadow Park Lake Shelter 1		\$0.00	0
Meadow Park Lake Shelter 2 (Next to Playground)		\$51.75	1
Pickleball Court 1		\$22.77	5
Pickleball Court 2		\$47.61	11
Pickleball Court 3		\$64.03	15
Pickleball court 4		\$59.89	14
Pickleball Court 5		\$115.92	31
Pickleball Court 6		\$103.50	35
Pickleball Court 7		\$103.50	36
Pickleball Court 8		\$109.71	39
Turner Field 1		\$500.00	3
Warner Field 1		\$500.00	2
Duer Field 12 (State)		\$230.26	3
Palace Theatre Auditorium		\$230.00	1
TOTAL		\$4,361.48	216
<u>POS</u>			
Palace		\$4,974.00	532
TOTAL		\$4,974.00	532
<u>Vendor</u>			
		\$0.00	0
TOTAL		\$0.00	0
<u>MPL</u>			
Ramp			131
Camp			17
Boat Rental			53



CITY OF CROSSVILLE LEISURE SERVICES - PALACE THEATRE APRIL 2026 REPORT

Event Revenue

Palace Produced:
\$2,936.70



Rentals:
\$2,208.00

Other:
\$1,065.00

PALACE-PRODUCED EVENTS	Event Date	Artist Fee	# Tickets	Ticket Revenue	ACTUAL Ticket	Concessions Revenue	Sound/Lights	NET P/L
Comedian Darren Knight & company	April 10/11	-\$19,093.50	523	\$22,924.00	\$20,309.20	\$1,560.00	-\$375.00	\$2,400.70
MOVIE: Superman	April 16	-\$210.00	12	\$60.00	\$60.00	\$57.00		-\$93.00
MOVIE: Song Sung Blue	April 22	-\$210.00	125	\$625.00	\$625.00	\$399.00		\$814.00
MOVIE: Freakier Friday	April 24	-\$210.00	17	\$85.00	\$85.00	\$74.00		-\$51.00
MOVIE: Smurfs	April 29	-\$210.00	5	\$25.00	\$25.00	\$51.00		-\$134.00
TOTALS:		-\$19,933.50	682	\$23,719.00	\$21,104.20	\$2,141.00	-\$375.00	\$2,936.70
* = Ticket splits								
RENTALS	EVENT DATE	RENT	# Tickets	Ticket Revenue	OUR FEES	Concessions Revenue	Sound/Lights	NET P/L
Alan Grindstaff	April 2	\$350.00				\$42.00	-\$125.00	\$267.00
TCAT Nursing Graduation	April 15	\$225.00	-	-	-	\$26.00		\$251.00
Ms. Senior TN Pageant	April 16/17	\$1,200.00				\$490.00		\$1,690.00
TOTALS:		\$1,775.00	\$ -	\$ -	\$ -	\$558.00	-\$125.00	\$2,208.00
OTHER	EVENT DATE	RENT/License	# Tickets	Ticket Revenue	NET TICKET REVENUE	Concessions Revenue	Sound/Lights	NET P/L
Algood Elementary	April 8	-\$210.00	83			\$415.00		\$205.00
Crawford Family Chiropractic	April 14	\$225.00	33			\$280.00		\$505.00
Youth Open Mic	April 28		47			\$120.00	-\$125.00	-\$5.00
Encore Ice Cream (non-event hours)	April 1-30					\$360.00		\$360.00
TOTALS:		\$15.00	163			\$1,175.00	-\$125.00	\$1,065.00
TOTALS April: 11 Events		-\$18,143.50	845	\$23,719.00	\$21,104.20	\$3,874.00	-\$625.00	\$6,209.70



CITY OF CROSSVILLE
LEISURE SERVICES - TOURNAMENTS
APRIL 2026 REPORT

WSL

- Event: Ironman (6-game guarantee)
- Sport: Softball
- Scale: 21 Teams
- Participating States/Cities/Counties: Smyrna, Murfreesboro, Cookeville, Baxter, Knoxville, Nashville, Crossville, and KY
- Economic Impact: 51 Hotel Rooms

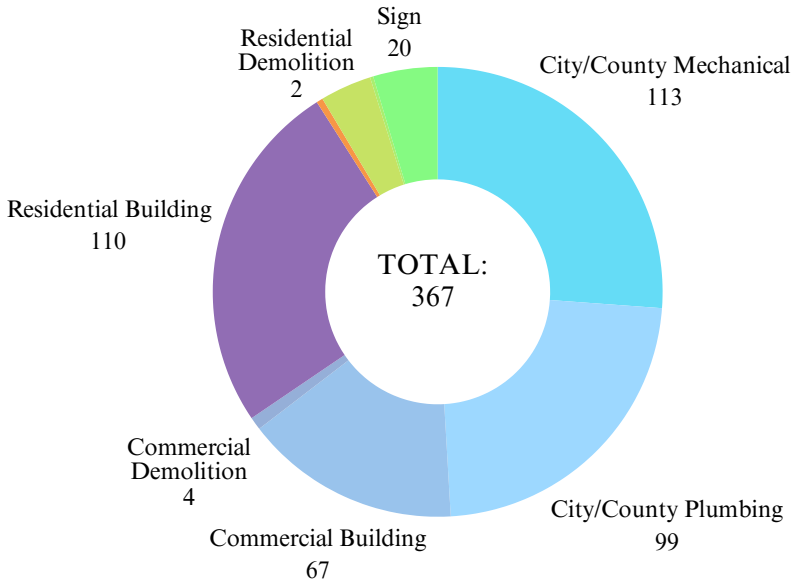
WSL

- Event: CO-ED
- Sport: Softball

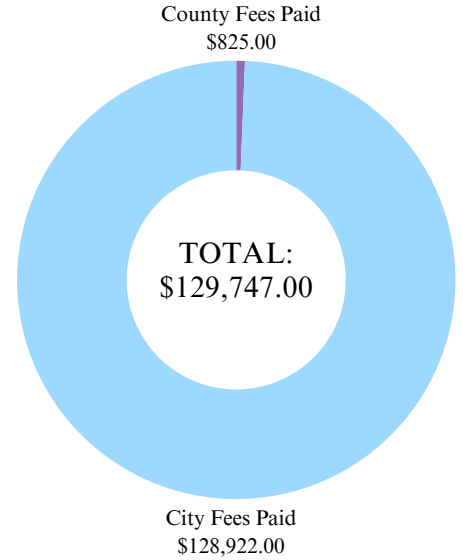


CITY OF CROSSVILLE CODES DEPARTMENT APRIL 2026 REPORT

PERMITS ISSUED



FEES PAID



	City & County Mechanical	City & County Plumbing	City Commercial Building	City Commercial Demolition	City Residential Building	City Residential Demolition	Land Disturbance Permits	Plans Review	Sign	Total Permits	County Fees Paid	City Fees Paid	Total Fees Paid
July 2025	9	7	6	0	5	0	1	0	0	28	\$135.00	\$6,971.00	\$7,106.00
August 2025	14	16	4	0	15	1	3	0	1	54	\$120.00	\$13,731.00	\$13,851.00
September 2025	10	4	5	0	4	0	1	0	1	25	\$390.00	\$7,734.00	\$8,124.00
October 2025	7	27	10	1	32	0	1	0	2	80	\$0.00	\$39,028.00	\$39,028.00
November 2025	17	6	8	1	9	1	5	0	1	48	\$45.00	\$9,864.00	\$9,909.00
December 2025	10	9	6	0	9	0	0	0	1	35	\$0.00	\$5,991.00	\$5,991.00
January 2026	6	4	2	0	6	0	0	1	1	20	\$0.00	\$5,707.00	\$5,707.00
February 2026	6	6	10	1	8	0	2	0	2	35	\$45.00	\$13,010.00	\$13,055.00
March 2026	7	8	6	0	11	0	3	0	7	42	\$0.00	\$11,720.00	\$11,720.00
April 2026	11	11	10	1	11	0	0	0	4	48	\$90.00	\$14,161.00	\$14,251.00
May 2026	16	1	0	0	0	0	0	0	0	17	\$0.00	\$1,005.00	\$1,005.00
Total	113	99	67	4	110	2	16	1	20	432	\$825.00	\$128,922.00	\$129,747.00



CITY OF CROSSVILLE ENGINEERING DEPARTMENT APRIL 2026 REPORT

Project	Current Status	Dates
TDOT 127 North Utility Relocation Section 1	All of the City's utilities are complete and functioning. A final punch list will be created after more of the road construction has been completed. The contractor will be installing conduit and pole foundations for the street lights in the coming months. The contractor will be has installed wavetronics sensors on the south bound lanes of US 127 at the east bound ramp signal.	Completion Date Fall 2026
TDOT 127 North Utility Relocation Section 4 (Fentress Cumberland County Line)	The portion of this project that is the City's water utility relocation is complete and a final punch list will be created after the road work is completed.	Target Completion Date August 31, 2026
TDOT 127 North Utility Relocation Section 2	This project is tentatively scheduled to be bid June 2026. The final water line relocation plans have been submitted to TDOT. A contract modification with TDOT should be forthcoming.	Bid Date June 2026
TDOT 127 North Utility Relocation Section 3	This project is tentatively scheduled to be bid June 2026. The final water line relocation plans have been submitted to TDOT. A contract modification with TDOT should be forthcoming.	Bid Date June 2026
Northwest Connector Phase 3	The utilities for this project are complete. The contractor is completing TDOT punch list items. The City has created a punch list of items pertaining to the sidewalk and traffic signals.	
Northwest Connector Phase 2	All acquisition has been completed by the City. TDOT has certified the ROW and we are now waiting for TDOT to program the construction in the TDOT budget. This project is not in TDOT's three year plan. The project has been entered into a application of the Statewide Partnership Program.	
Interstate Drive Extension East of Genesis Road	The ROW plans have been reviewed by TDOT and the Engineer has updated the plans and the acquisition has started.	
Downtown Sidewalks	The construction of this project is complete. We are in the process of closing the grant.	
Old Lantana Road, County Seat and Southbend Waterline Replacement	The City has reviewed the plans and the Engineer is revising the plans. A construction start date will be established once the easements are acquired.	
Fourth Street and West Avenue Traffic Signal Replacement	The ROW plans have been approved by TDOT and the design certification has been returned to TDOT. The City should have enough STP funds to bid this project next fiscal year.	
Meadow Park Water Filtration Plant Sewer Project	The Engineer has created the exhibits for the easements. The City is in the process of acquiring the easements.	Schedule will be forthcoming
Raw Water Study (Meadow Park Lake Expansion)	The contract has been approved by the City attorney and has been submitted to the mitigation firm for review. The city is gathering data for the rate study.	
TDOT SR 24 Highway 70 North Bridge Replacement Utility Relocation	The contractor has finished clearing the vegetation and installed erosion controls. The contractor installing the master meter has completed all work. The contractor relocating the City's utilities should start in the next couple of weeks.	
Little Obed Pedestrian Bridge and Greenway	Ninety percent of the alignment has been rough graded and the foundation have been excavated. The bridge will be delivered this month and the foundations should be completed by the end of the month.	
Truck Route	We received 641 responses from the survey. The Engineers have started to process the survey data. The next step will be to notify the local trucking companies and get feedback from them.	
Genesis Road and 127 Sewer Expansion	The contractor has installed approximately 2900 feet of sewer line and is boring under the interstate near Crossville Inc. and is also boring under the interstate near Highway 127.	
New Fire Station 2	This project is complete with the final close-out change order on the agenda for approval. This project will be removed from this report.	
Water Filtration Plant Upgrade	The contractor has completed the remaining item of installing the switch gear at the high service pump.	
First and Fourth Street Traffic Signal Replacement	TDOT has approved the plans. VEC has installed the taller poles on Fourth street and all communication companies have relocated to the new poles. An amendment to the Engineers contract is on the agenda for bidding services. This project will be advertised for bid very soon. The county has an easement document for review.	
Miller Avenue Pump Station (Crab Orchard UD)	The contractor has completed the concrete walls, concrete floors and has installed a portion of the underground pipe. The masonry work has started.	
Miller Avenue Water Line (Crab Orchard UD)	The contractor has installed about 7130 feet of 12 inch ductile water line. He has not installed any of the other size of water line. The City has had the TDOT permit modified and this should speed up the contractor.	
Sparta Drive Water Line Replacement	The City is acquiring easements.	
Livingston Road Realignment	All title work for the right of way is finished. The plan for the road on the church side has been changed from a ditch to curb and gutter. The grading contractor has started working again and the schedule shows the road reopened by mid June.	
Interchange Drive Spec Building	The contractor has installed all red iron, approximately half of the roof sheeting, all of the southern wall sheeting and three quarters of the northern wall sheeting. A change order is on the agenda for approval.	Completion 9/8/2026
Woodmere Tank Valve Pit Replacement	The contractor is submitting shop drawings and will soon start on the Industrial tank and the Cemetery tank.	
Gateway Signs	The plans have been revised to be resubmitted to TDOT for approval.	
Water and Sewer Asset Management Plan	The City has met with a consultant to develop a framework for a request for proposals to complete the plan.	
Catoosa Office	The contractor has completed foundations and will have the concrete floors completed by the time of the meeting.	
Genesis Tank Painting	The contract has been executed and a start date has not been set.	
Genesis Pump Station Generator	A final change order is on the agenda for close-out, once executed this project will be removed from this list.	
Centennial Park Playground	The architect is working on the development of the site plan. The City is developing a plan for the restroom.	
Taxi Way Lighting Rehab	The grant application has been submitted to TDOT.	
Fire Station 1 Addition	The project has been bid as a design/build project and is on the agenda for award.	
Private Developments		
The Gardens Phase 8 Plat 3	The City is holding a financial guarantee for a temporary Cul-de-sac or the next phase to start.	
The Gardens Phase 8 Plat 4A	The City is holding a financial guarantee for a temporary Cul-de-sac or the next phase to start.	
The Grove	The City is holding a financial guarantee for a temporary Cul-de-sac or the next phase to start.	
Homestead Junction	The City is holding a financial guarantee for road construction that has not started.	



CITY OF CROSSVILLE

AIRPORT FBO

APRIL 2026 REPORT

Airport Traffic Summary

Total Aircraft Movements (Takeoffs and landings combined):

- April 2026: 1,137
- April 2025: 818

Fuel Flow

- April 2026: Total gallons: 11,489.31 gal
 - Jet A: 7,328.00 gal | 100LL: 4,161.31 gal
- April 2025: Total gallons: 8,955.18 gal
 - Jet A: 6,674.10 gal | 100LL: 2,589.53 gal

Operational Highlights & Notes

April continued to build on last years activities, with noticeable increase across the board. Operations were up 39%, and total fuel flow increased 24%. Jet A remains steady, while Avgas saw a sharp rise of over 60%, pointing to increased local and piston traffic. All approvals, purchase orders, and required documentation have been completed for upcoming fuel farm maintenance. We are currently awaiting scheduling confirmation from the vendor as to when they can start the work. Jason Wright the new A&P IA has officially joined the team and has started full time, he comes with substantial turbine and jet aircraft maintenance experience which aligns with and supports our long-term goals of expanding Turbine maintenance capabilities on the field. Were excited to welcome him to the team.



CITY OF CROSSVILLE FINANCE - BONDS APRIL 2026 REPORT

6 Months interest in
November and May
Principal payment in May

					6/30/2025	Due May		6/30/2026
					LOAN	PRINCIPLE	INTEREST	LOAN
					<u>BALANCE</u>	<u>PAYMENT</u>	<u>PAYMENT</u>	<u>BALANCE</u>
					<u>OUT</u>	<u>RATE</u>		
General Fund								
	2020 Series A1							
	Bonds	2021	2037	4.00%	\$ 3,725,000	\$ 65,000	\$ 80,050	\$ 3,660,000
	2020 Series B							
	Bonds	2021	2028	4.27%	\$ 840,000	\$ 275,000	\$ 12,584	\$ 565,000
	2020 Series A2							
	Bonds	2021	2037	3.00%	\$ 915,000	\$ 70,000	\$ 18,300	\$ 845,000
					\$ -	\$ -	\$ -	\$ -
					<u>\$ 5,480,000</u>	<u>\$ 410,000</u>	<u>\$ 110,934</u>	<u>\$ 5,070,000</u>

Water & Sewer Fund

	2020 Series C							
	Bonds	0.80534	2050	4.00%	\$ 27,605,000	\$ 630,000	\$ 611,766	\$ 26,975,000
	Catoosa's Share	0.19466			\$ 5,368,740	\$ 122,636	\$ 119,086	\$ 5,246,104
					<u>\$ 22,236,260</u>	<u>\$ 507,364</u>	<u>\$ 492,680</u>	<u>\$ 21,728,896</u>
	2020 Sries D Bonds		2027	4.19%	\$ 410,000	\$ 205,000	\$ 5,776	\$ 205,000
					<u>\$ 22,646,260</u>	<u>\$ 712,364</u>	<u>\$ 498,456</u>	<u>\$ 21,933,896</u>

Catoosa

	2020 Series C							
	Bonds		2050	4.00%	\$ 5,368,740	\$ 122,636	\$ 119,086	\$ 5,246,104
5/20/2021	RUD Plateau tank	40 yrs	2021	2061	1.75	\$ 840,975	\$ 16,670	\$ 824,305
4/11/2022	RUD Plateau tank	40	2061	1.5	\$ 295,900	\$ 5,986	\$ 4,310	\$ 289,914
					<u>\$ 6,209,715</u>	<u>\$ 139,306</u>	<u>\$ 233,388</u>	<u>\$ 6,070,409</u>

**TOTALS (WATER &
SEWER FUND)**

\$ 28,855,975 \$ 851,670 \$ 731,844 \$ 28,004,305

TOTAL ALL FUNDS

\$ 34,335,975 \$ 1,261,670 \$ 842,778 \$ 33,074,305



CITY OF CROSSVILLE FINANCE - GRANTS APRIL 2026 REPORT

Grant Agency	Project	Amount			Money Spent	Money Received	To Be Received
		Grant	Local	Total			

AWARDED:

TDOT-TAP	Downtown Sidewalks/Lights	\$2,393,388.00	\$757,508.00	\$3,150,896.00	\$3,860,445.98	\$2,579,283.84	\$2,860.81
TDOT-Aeronautics	Terminal Renovations	\$1,062,293.00	\$49,723.00	\$1,112,016.00	\$1,140,985.88	\$1,051,441.71	
TDOT-Aeronautics	Airport Maintenance FY25-26	\$20,000.00	\$0.00	\$20,000.00			
TNECD	Spec Building FY24-25	\$4,523,950.00	\$238,104.00	\$4,762,054.00	\$2,535,906.29	\$2,370,673.03	
ARPA	Multiple	\$3,549,752.35	\$354,975.24	\$3,904,727.59	\$8,388,475.67	\$2,712,400.75	
TDEC ARPA	Crab Orchard Utility District	\$8,170,000.00	\$430,000.00	\$8,600,000.00	\$2,803,197.65	\$114,838.99	
SWIG Asset Mgt	Asset Management	\$500,000.00		\$500,000.00			
LPRF	Inclusive Playground	\$359,000.00	\$459,000.00	\$818,000.00			
Tourism Enhancement	Enhance Tourism Assets	\$60,000.00	\$6,666.67	\$66,666.67			
Alcohol Enforcement	Highway Safety	\$40,000.00		\$40,000.00			
CDBG RHP	Acquisition of Housing	\$750,000.00		\$750,000.00			
ABC Grant	Downtown Statue	\$1,650.00		\$1,650.00			
SRO Grant	Reimburse SRO Expenses	\$300,000.00		\$300,000.00		\$304,000.00	
ThreeStar Grant	Greenway Project	\$50,000.00	\$50,000.00	\$100,000.00	\$186,085.65	\$61,700.00	
BRAG Grant		\$219,130.00		\$219,130.00			
Urban Forestry Grant		\$150,000.00		\$150,000.00			
Tennessee America 250	Downtown Mural	\$20,000.00		\$20,000.00			
CDBG Greenway		\$630,000.00	\$166,627.00	\$796,627.00			
Downtown Improvement		\$30,000.00		\$30,000.00			
TOTALS		\$22,829,163.35	\$2,512,603.91	\$25,341,767.26	\$18,915,097.12	\$9,194,338.32	\$2,860.81



CITY OF CROSSVILLE
FINANCE
BIDS UNDER BUDGET
APRIL 2026 REPORT

Bid Name

Opening Date

CRO #1671 Water Treatment Plant Building Construction	07/22/2025 2:00 pm
CRO #1672 Water Treatment Plant Fencing and Gate	07/22/2025 2:00 pm
CRO #1676 Centennial Park Pickle Ball Court Lighting	09/23/2025 2:00 pm
CRO #1677 Rugged Laptops	09/23/2025 2:00 pm
CRO #1678 Palace Theatre Auditorium Seating	10/21/2025 2:00 pm
CRO #1679 Palace Theatre Auditorium Flooring	10/21/2025 2:00 pm

Annual Bids	CRO# 1683 Bulk Salt	03/20/2026 2:00 pm
	CRO# 1684 Waterline Supplies	03/20/2026 2:00 pm
	CRO# 1685 Water Treatment Chemicals	03/20/2026 2:00 pm
	CRO# 1686 Fertilizer	03/20/2026 2:00 pm
	CRO# 1687 Tires and Installation	03/20/2026 2:00 pm
	CRO# 1688 Pest Control	03/20/2026 2:00 pm
	CRO# 1689 Street Striping	03/20/2026 2:00 pm
	CRO# 1690 Cold Milling	03/20/2026 2:00 pm
	CRO# 1691 Annual Pump & Motor Maintenance Services	03/20/2026 2:00 pm
	CRO# 1693 Crushed Stone	03/20/2026 2:00 pm

