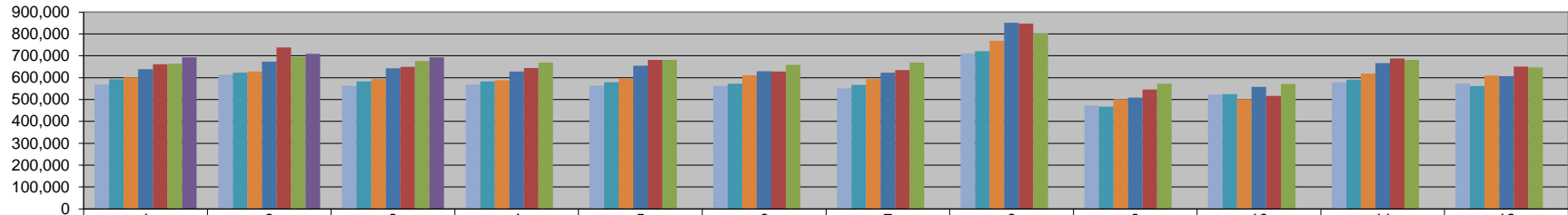
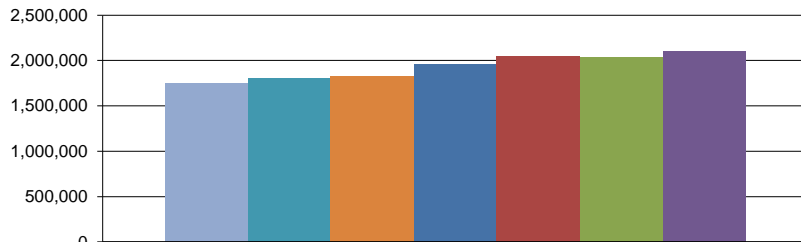


**Sales Tax**



	1	2	3	4	5	6	7	8	9	10	11	12
FY 12/13	568,911	613,425	563,223	567,870	563,266	562,049	550,910	710,120	472,502	523,568	579,342	574,079
FY 13/14	592,201	622,250	583,383	583,302	578,810	571,889	566,907	720,995	468,129	524,484	590,302	562,391
FY 14/15	601,996	627,721	593,548	587,893	595,353	610,479	594,131	768,882	502,422	502,612	618,980	609,073
FY 15/16	639,340	673,495	642,074	627,579	655,121	629,502	622,916	851,452	508,499	558,191	666,159	606,228
FY 16/17	661,460	738,232	648,935	643,501	680,608	627,480	634,569	846,643	545,448	516,060	687,242	650,129
FY 17/18	663,772	694,952	676,225	669,557	681,142	658,565	668,878	801,559	571,706	570,424	680,699	646,303
FY 18/19	692,809	709,042	692,879									

**Sales Tax Revenue**



	FY YTD
FY 12/13	1,745,559
FY 13/14	1,797,835
FY 14/15	1,823,265
FY 15/16	1,954,908
FY 16/17	2,048,626
FY 17/18	2,034,949
FY 18/19	2,094,730

**\*COLLECTIONS IN THE CITY OF CROSSVILLE**

State of TN Cost of Administration	1.125%	1,415,681.09
Net Collections (sent to trustee's office)		15,926.41
		1,399,754.68

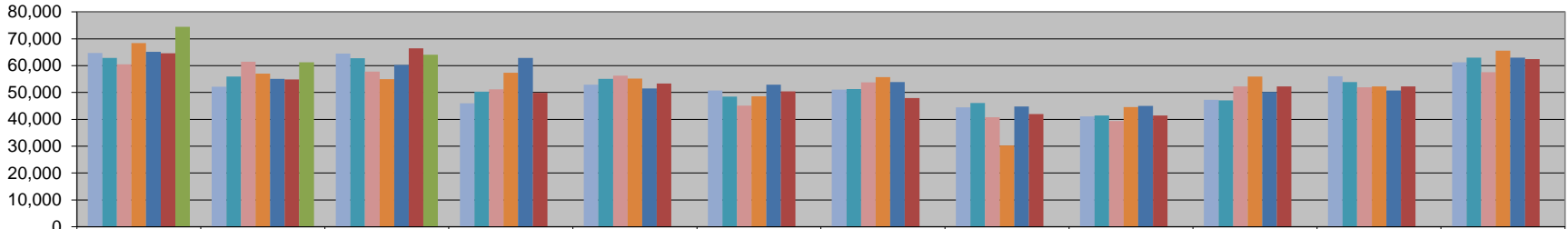
Trustee of Cumberland County	1%	13,997.55
Net To Be Distributed		1,385,757.13

**CITY OF CROSSVILLE SPLIT**

Check to City of Crossville	\$692,878.57
Check to Cumberland County Board of Education	\$692,878.57

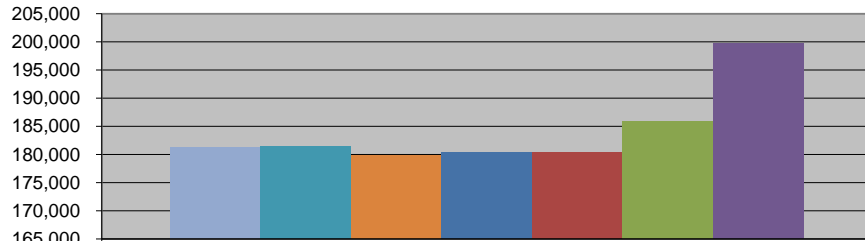
\*Totals reported in September, but actually collected in August

### Wholesale Beer Tax



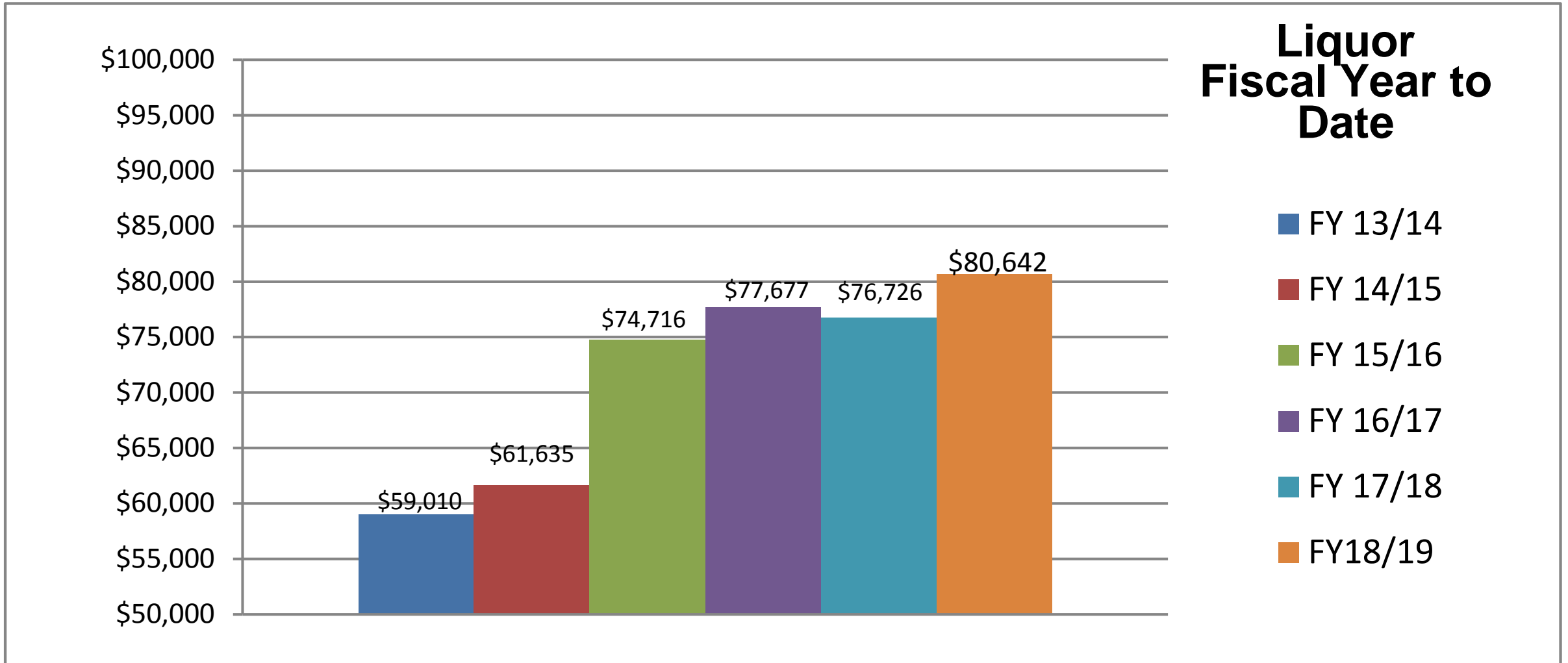
	July	Aug	Sept	Oct	Nov	Dec	Jan	Feb	March	Apr	May	June
FY 12/13	64,729	52,105	64,506	45,926	52,878	50,677	51,080	44,449	41,088	47,243	56,014	61,195
FY 13/14	62,829	55,897	62,720	50,303	55,083	48,463	51,269	46,087	41,399	47,056	53,910	62,991
FY 14/15	60,493	61,507	57,800	51,195	56,278	45,133	53,740	40,764	39,308	52,266	51,887	57,530
FY 15/16	68,355	57,009	54,939	57,328	55,181	48,596	55,690	30,239	44,517	55,910	52,279	65,528
FY 16/17	65,097	55,042	60,282	62,877	51,474	52,906	53,833	44,802	44,940	50,184	50,728	63,011
FY 17/18	64,565	54,849	66,488	49,858	53,345	50,387	47,876	41,990	41,453	52,248	52,251	62,422
FY 18/19	74,463	61,278	64,053									

### Wholesale Beer Tax Revenue

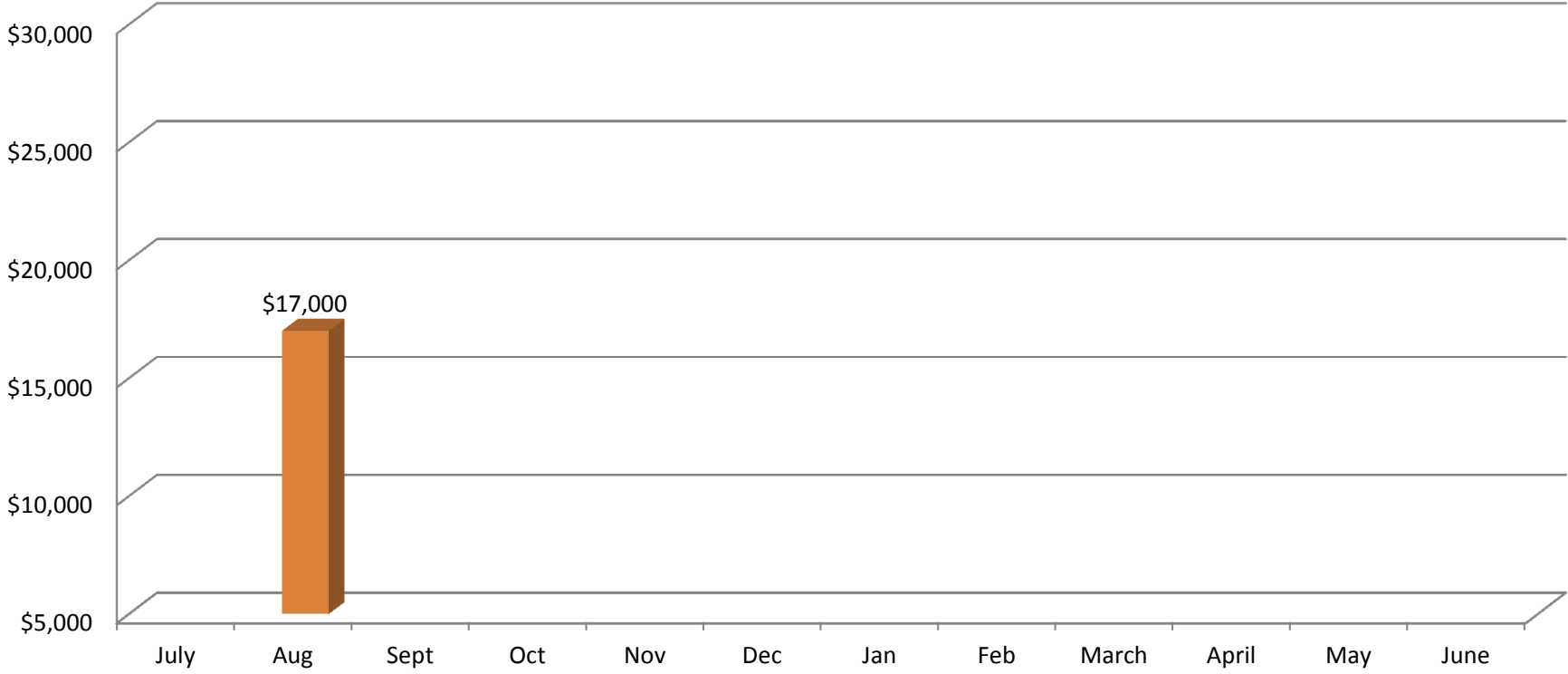


	YTD
FY 12/13	181,340
FY 13/14	181,447
FY 14/15	179,799
FY 15/16	180,303
FY 16/17	180,421
FY 17/18	185,902
FY 18/19	199,794

Liquor Year to Date



# Hotel Occupancy Tax



September 2018						
	TOTAL		TOTAL		TOTAL	
CITATIONS		OFFENSES		ARRESTS		S
Ran Stop Sign	4	Burglary	9	Assault	4	E
Speeding	11	Vandalism	5	Criminal Trespassing	4	P
Seatbelt Violation	3	Identity Theft	1	Vandalism	2	T
No DL	1	Shoplifting	6	Disorderly Conduct	4	E
Ran Traffic Light	1	Theft from Vehicle	8	DOR/DOS	25	M
Registration Violation	13	Theft of Vehicle Parts	1	DUI	6	B
Unnecessary Noise	1	Theft from Building	6	Viol. Of Implied Consent	1	E
Open Container	2	Theft All Other	3	Drug Violation	23	R
Light Law Violation	4	Runaway	1	Drug Equipment	14	
Insurance Violation	15	Fraud	5	Public Intoxication	14	2
Violation Bumper Law	1	Forgery	1	Shoplifting	12	O
		Assault	3	Domestic Assault	5	1
		Dog Bite	2	Warrant	36	8
		Vehicle Theft	2	Impersonation	2	
		Counterfeit	1	Evading/Resisting	4	
Speed Warning	30	TOTAL	54	Weapons Law Violation	4	
TOTAL	86	WARNINGS	10	TOTAL	160	
Juvenile Citations		JUV ARRESTS		PARKING TICKETS		
Speeding	2	Assault	8	TOTAL	0	
Registration Violation	1	Shoplifting	1	ACCIDENTS		
Unnecessary Noise	1	Vandalism	1	With Injury	8	
		Reckless Driving	1	Without Injury	27	
		Theft from Building	1	Minor	57	
TOTAL	4	TOTAL	12	TOTAL	92	
<p>*Provided road closures and security for CCHS Homecoming Parade 9/6, Rock the Block 9/8, CCHS 1993 Class Reunion 9/8 and BKMC Bike Night an Burn Run for children 9/22.</p> <p>* Capt. Eckelson and Sgt. Hancock had accreditation training with Rex Barton from MTAS.</p> <p>* Sara Cole and Latoya Cook attended TIBRS training 9/10-9/11.</p> <p>* Inservice, Radar Certification, Taser and OC Spray Training were held at the Police Department.</p> <p>* Sgt. Hancock and Ptl. Hunnicutt fingerprinted children, helped with a career fair, demonstrated the seatbelt convincer and Martin Elementary kindergartener's toured the Police Department.</p> <p>* Sgt. Brink completed Patrol Rifle Instructor training.</p>						

# Crossville Fire Department

MONTHLY FIRE REPORT		REPORT	SEPT	2018	RCS
<b>RESPONSES</b>		<b>INSPECTIONS</b>		<b>Public Education</b>	
Structure fires	3			Church Events	
Vehicle fires	1	Construction		Fire Lectures	
Vehicle accidents	19	Final		Department Tours	
First Responder with transport by CCEMS	107	Complaints		School Events	4
First Responder without transport	53	Home safety		Static Displays	
Hazardous Conditions				Extinguisher training	
False calls	0			CPR Training	
Service calls					
Brush/trash fires	1				
Smoke scare		TOTAL			
Cooking Fire					
		<b>Training</b>			
		Specialized			
		Seminars			
		In-service			
TOTAL	184			TOTAL	4
		TOTAL			
<b>Fire Loss dollar value</b>				<b>Burning Permits</b>	85
Structure fire loss		<b>Arson Management</b>		issued	
Vehicle fire loss		Fire Investigations		<b>OTHER ACTIVITY</b>	
other fire loss		Explosives/bomb			
		Arsons/Suspicious			
		Arrests		TOTAL	85
TOTAL		TOTAL			

- SEPT 6 FIRE TRUCK AT CCHS HOMECOMING PARADE
- SEPT 11 COLINX FIRE INSPECTION
- SEPT 18 CLAYTON HOMES FIRE INSPECTION
- SEPT 20 Cumberland Worship Center Courtesy Inspection
- SEPT 22 Final Inspection at Pierce Manufacturing
- SEPT 14 KINDERGARTEN CLASSES
- SEPT 19 READ TO KIDS AT HOME AWAY FROM HOME
- SEPT 28 STONE ELEMENTARY PUBLIC SAFETY TOUR

	<b>CONSUMPTION</b>	Water loss - flushing	Water loss - leaks	Water loss-fire fighting	<b>Total Internal Use</b>	<b>Unaccounted for water</b>	<b>PUMPED WATER</b>	<b>LOSS %</b>
2017								
January	83,687,800	58,879	7,391,568		7,450,447	22,355,353	113,493,600	20%
February	83,480,000	105,600	4,323,834		4,429,434	9,052,566	96,962,000	9%
March	79,536,700	1,351,950	1,371,660	100,000	2,823,610	23,253,990	105,614,300	22%
April	76,775,800	26,783	1,345,596		1,372,379	25,715,821	103,864,000	25%
May	85,100,900	99,772	1,483,561		1,583,333	27,138,067	113,822,300	24%
June	90,267,900	75,354	2,343,306		2,418,660	18,538,440	111,225,000	17%
July	91,853,400	228,601	2,744,082		2,972,683	22,784,217	117,610,300	19%
August	93,523,500	234,809	1,106,208		1,341,017	19,341,384	114,205,900	17%
September	94,805,400	350,039	1,232,926		1,582,965	9,649,635	106,038,000	9%
October	86,593,500	342,257	967,770		1,310,027	21,769,973	109,673,500	20%
November	90,371,300	241,890	1,700,320		1,942,210	12,341,490	104,655,000	12%
December	84,109,700	644,848	2,215,173		2,860,021	21,702,979	108,672,700	20%
TOTAL	1,040,105,900	3,760,781	28,226,005	100,000	32,086,786	233,643,915	1,305,836,600	18%
2018								
January	88,114,500	1,978,358	1,272,890	60,000	3,311,248	40,696,952	132,122,700	31%
February	92,164,600	5,904	3,749,588	65,000	3,820,492	9,054,908	105,040,000	9%
March	80,217,300	34,375	1,929,024	145,000	2,108,399	29,884,501	112,210,200	27%
April	80,489,000	86,729	1,233,996	2,000	1,322,425	26,231,575	108,043,000	24%
May	83,464,600	681,483	429,676		1,111,159	33,736,841	118,312,600	29%
June	93,994,400	152,880	2,693,928		2,846,808	16,951,792	113,793,000	15%
July	92,933,800	461,753	1,124,995		1,586,748	27,013,152	121,533,700	22%
August	94,724,300	47,115	11,949,329	2,000	11,998,444	23,857,600	118,581,900	20%
September	103,519,000	423,299	1,487,856	5,100	1,916,255	5,352,745	110,788,000	5%
October								
November								
December								
TOTAL								
6 mos	549,125,100	1,853,259	18,919,780	9,100	20,781,839	133,143,705	691,052,200	19%
12 mos	1,070,696,000	5,100,891	30,754,545	279,100	36,134,236	268,594,509	1,363,426,300	20%

## 2018-2019 Building Permits

	County	City-Res	City-Comm	City & County Plumbing	Land Disturbance Permits	City & County Mechanical	Sign	House Moving	County Comm	County Fees Paid	City Fees Paid
July	19	12	7	30	2	10			3	\$22,862.50	\$18,040.50
August	16	13	4	31	7	23			0	\$16,053.50	\$12,455.50
September	21	10	1	28	3	24			1	\$20,262.00	\$7,393.00
October											
November											
December											
January											
February											
March											
April											
May											
June											
<b>Total</b>	<b>56</b>	<b>35</b>	<b>12</b>	<b>89</b>	<b>12</b>	<b>57</b>	<b>0</b>	<b>0</b>	<b>4</b>	<b>\$59,178.00</b>	<b>\$37,889.00</b>



## Engineering Projects Report      October 4, 2018

Project	Current Status	Dates
<b>127 South Utility Relocation</b>	(No Change)The TDOT bid letting has been placed on hold by the Commissioner of TDOT.	
<b>Safe Routes to Schools Grant</b>	(No Change) We are waiting on the Federal Highway Administration to approve the closing documents for the project. The Construction is complete but the grant is open until FHWA signs off on the completion.	Completion is Forthcoming
<b>Northwest Connector Phase 3</b>	(No Change)The Acquisitioner is acquiring property again. TDOT currently has the bid letting scheduled for 2025. We have been told that this is a parking date and the project will be moved into their 3 year budget once the ROW has been acquired.	Bid Letting 2025
<b>Northwest Connector Phase 2</b>	(No Change)TDOT is starting the environmental phase. The City has not been released for acquisition or draft utility relocation design. TDOT currently has the bid letting scheduled for 2025. We have been told that this is a parking date and the project will be moved into their 3 year budget once the ROW has been acquired. City Staff has requested that the City be turned loose on the acquisition.	Bid Letting 2025
<b>Downtown Sidewalks</b>	The TAP grant contract is on the October Council Agenda.	Award Bid February 2020
<b>Brookhaven Subdivision and Highland Lane Waterline Upgrade</b>	The plans have been reviewed and returned to the Engineer. This project will be bid in early spring.	Construction Start Spring of 2019
<b>Old Lantana Road, County Seat and Southbend Waterline Replacement</b>	The plans have been reviewed and returned to the Engineer. Easements will be required as we move forward with this project. A construction start date will be established once the easements are acquired.	
<b>Bridges for Trails at Meadow Park</b>	Final plans will be submitted to the City in the coming weeks.	
<b>Quail Hollow Court</b>	(No Change) TDOT has made the stand that the Exhibit "A" document for the airport must be updated before any property is sold. City Staff is working to acquire TDOT information for the pricing of the exhibit "A" from a registered surveyor.	
<b>Site Development Grant</b>	The contractor plans on completing the project by the completion date. City staff is satisfied with progression of the project.	Project Finished November 2018
<b>2017 Water Treatment Plant Upgrades</b>	All work has been completed and a punch list will be created at a walk through meeting mid-October.	Construction Complete August 2018
<b>Main Street and Lantana Traffic Signal Replacement</b>	(No Change) Final plans have been submitted to TDOT for approval.	Bid Award October 2019
<b>Fourth Street and West Avenue Traffic Signal Replacement</b>	We have received the notice from TDOT to move forward with the design.	Bid Award September 2019
<b>Airport Pavement Rehabilitating</b>	The Contractor started October 1st. The runway will be opened and closed intermittently up until October 20th. The runway will be reclosed for three days around the end of November - first of December time frame.	Construction Complete Mid Winter 2018
<b>2017 Sewer Rehab</b>	The Contractor is about 60% complete and is currently scheduled to finish around the week Thanksgiving. This project has been delayed because of rain.	Construction Complete September 1, 2018
<b>Meadow Park Water Filtration Plant Sewer Project</b>	City Staff is reviewing the plans. A decision on the funding source is required before moving forward with easement acquisition.	Schedule will be forthcoming
<b>Raw Water Study</b>	(No Change)The City is providing the Engineer with mapping and survey information. A request to the Army Corp for previous documentation has been submitted.	
<b>2017 Wastewater Treatment Plant Improvements</b>	All major work is complete and painting and start up of equipment is all that remains. The sludge from the basins is drying on the pad and City staff is looking at disposal options.	Construction Completion September 18
<b>Garrison Park</b>	The Contractor is moving forward at a really good pace with the excavation work. A large portion of the sidewalks have been installed and the building foundation has been installed. Rock excavation for the storm sewer and the sanitary sewer continues.	Schedule will be forthcoming
<b>Landfill Testing</b>	The results from the June sampling event were at acceptable levels.	
<b>Meadow Park Pavilion</b>	The bid for the building package will be advertised in November.	
<b>Airport Tree Removal</b>	The contract for the survey has been signed and the aerial photography for the survey will be completed this month.	
<b>Private Developments</b>		
<b>The Gardens Phase 8 Subdivision Plat 1</b>	(No Change) All utilities are installed and accepted. The road has not been constructed.	
<b>Waverley Place and Tree House Plantations Subdivision</b>	(No Change) Water and sewer plans have been submitted to TDEC.	
<b>Panther Valley Subdivision</b>	(No Change) All utilities are installed and accepted. Construction of the road has not been completed.	
<b>Crossroad Village Subdivision Phase 4</b>	All water line installation and road construction is completed and approved. A short section of gravity sewer is all that remains for this phase.	
<b>Blackberry Ridge Phase 2</b>	All construction is complete and the road is on the agenda for approval.	

**CITY OF CROSSVILLE  
DEBT**

	<u>END DATE</u>	<u>INT RATE</u>	<u>9/30/2018 LOAN BALANCE</u>	<u>PRINCIPAL PAYMENT</u>	<u>INTEREST PAYMENT</u>
GENERAL FUND					
LOC- Radio System	2028	1.27%	\$ 932,000	\$ 134,000	\$ 20,574
E-911	2024	1.27%	\$ 370,000	\$ 56,000	\$ 7,500
Series A Bonds	2037	3.18%	\$ 4,040,000	\$ 25,000	\$ 123,444
Series B Bonds	2028	2.67%	\$ 2,605,000	\$ 210,000	\$ 72,231
			\$ -		
			<u>\$ 7,947,000</u>	<u>\$ 425,000</u>	<u>\$ 223,749</u>

Water & Sewer Fund

23008 TMBF Refund 3 RUD Loans 2014	2034	1.27%	\$ 3,363,448	\$ 172,360	\$ 53,308
23009 SRF 12-116 Downtown Waterline	2035	1.87%	\$ 1,390,900	\$ 65,832	\$ 27,828
23010 SRF 2015 I/I (CW1 15-346)	2035	1.61%	\$ 1,633,630	\$ 73,752	\$ 27,252
23116 SRF 00-020 MPL Plant (water)	2024	1.77%	\$ 1,662,530	\$ 314,028	\$ 33,864
23118 SRF 2010 - WWTP	2032	2.88%	\$ 1,435,454	\$ 127,524	\$ 50,220
23119 SRF 2010 WTR Harvesting	2032	2.83%	\$ 1,603,560	\$ 141,552	\$ 55,056
23245 2012 Series C Bonds	2032	2.95%	\$ 8,265,000	\$ 135,000	\$ 246,244
			<u>\$ 19,354,522</u>	<u>\$ 1,030,048</u>	<u>\$ 493,772</u>

CATOOSA

23007 TMBF/Refund '05 Bonds	2028	1.27%	\$ 2,880,000	\$ 230,000	\$ 50,000
23008 TMBF Refund 3 RUD Loans 2014	2034	1.27%	\$ 2,090,552	\$ 105,640	\$ 35,000
			<u>\$ 4,970,552</u>	<u>\$ 335,640</u>	<u>\$ 85,000</u>

**TOTALS (WATER & SEWER FUND)**

**\$ 24,325,074    \$ 1,365,688    \$ 578,772**

\$ 32,272,074

The City carries debt for E-911.

Grant Agency	Project	ARRA	Amount			%				Money Spent	Money Received	To Be Received	Budget
			Grant	Local	Total								
<b>AWARDED:</b>													
Dept. of Justice	bulletproof vests	No	\$ 35,653.05	\$ 35,653.05	\$ 71,306.10	50/50	on-going		\$ 61,622.12	\$ 28,831.30	\$1,692.70		
State-Police	Alcohol Saturation-2016		\$ 20,000.00	\$ -	\$ 20,000.00								
TECD	CoLinX 2016		\$ 1,000,000.00	\$ -	\$ 1,000,000.00				\$ 1,000,000.00	\$ 1,000,000.00			
TDOT-Surface Trans	Northwest Connector		\$ 715,799.00	\$ -	\$ 715,799.00				\$ 708,567.83	\$ 555,458.26	\$55,204.63		
TML	Safety Partners Grant		\$ 3,000.00	\$ 3,000.00	\$ 6,000.00				\$ 5,800.43	\$ 2,900.22			
THSO	Alcohol Saturation-2017		\$ 15,000.00	\$ -	\$ 15,000.00	90/10							
THSO Alcohol Saturatio	Alcohol Saturation-2018	No	\$ 35,000.00	\$ -	\$ 35,000.00	100%							
HIDTA	Drug Task Force Overtime		\$ 18,000.00	\$ -	\$ 18,000.00								
TDEC-LPRF	Garrison Park Redevelopment		\$ 500,000.00	\$ 500,000.00	\$ 1,000,000.00				\$ 139,030.01	\$ 69,523.99	\$1,500.00		
TDOT-Aeronautics	Airport Maintenance 17/18		\$ 25,740.00	\$ 25,740.00	\$ 51,480.00				\$ 18,323.29	\$ 9,159.15			
TDOT-Aeronautics	Used Fuel Truck		\$ 17,500.00	\$ 17,500.00	\$ 35,000.00				\$ 20,000.00	\$ 10,000.00			
TDOT-Aeronautics	Seal/Stripe Runway		\$ 603,513.00	\$ 33,528.00	\$ 670,570.00	Federal Funds \$603,513/State \$33,529			\$ 33,528.00				
TECD	Site Development Grant		\$ 500,000.00	\$ 497,000.00	\$ 997,000.00				\$ 348,670.00	\$ 277,292.18			
TECD	Due Diligence Grant		\$ 4,298.00	\$ -	\$ 4,298.00	100%			\$ 4,311.10	\$ 4,236.64			
TML	Driver Safety Grant		\$ 700.00	\$ 700.00	\$ 1,500.00				\$ 815.90	\$ 407.95			
TML-17/18	Property Conservation Grant		\$ 2,200.00	\$ 2,200.00	\$ 4,400.00				\$ 1,392.56	\$ 696.28			
Boyd Foundation	Dog Park		\$25,000	\$ -	\$25,000								
Three Star	Drug Education Trailer		\$15,000	\$ -	\$15,000	100%							
TDOT-TAP	Downtown Sidewalks & Imp		\$1,299,651	\$ 324,912.84	\$1,624,564	80%	Federal Funds 80%, Local 20%						
Dept. of Agriculture	Urban Forester		\$19,600	\$19,600	\$39,200	60/40							
<b>TOTALS</b>			<b>\$ 4,855,654.41</b>	<b>\$ 1,115,321.05</b>	<b>\$ 4,670,353.10</b>								

	Grant Agency	Project	ARRA	Amount					Money Spent	Money Received	To Be Received	Budget
				Grant	Local	Total						
<b>AWARDED:</b>												
1	TDOT	Lantana Rd. Utility Reloc	No					\$ 806,354	\$ 805,594.85	\$ 758	413-52390-934-020	
2	TDOT	127S Utility Reloc	No					\$ 238,369	\$ 20,437.69	\$ 217,932	413-52390-934-011	
3	TDOT	Livingston/Miller	No					\$ 169,950			413-52390-934-021	
7	Rural Development	Catoosa water tank - Hwy. 127N		\$ 160,500.00	\$ 890,000.00	\$ 1,050,500.00						
8	CDBG-2018	Sewer Rehabilitation	No	\$525,000	\$ 175,000.00	\$ 700,000.00						
	<b>TOTALS</b>			<b>\$ 685,500.00</b>	<b>\$ 1,065,000.00</b>	<b>\$ 1,750,500.00</b>						
<b>PENDING:</b>												
1	?	Meadow Park dam	??	\$ 9,000,000.00	\$ 3,000,000.00	\$ 12,000,000.00	75/25	loan/possible ARRA grant	\$ 1,367,897		413-52390-934-014	
2												
3												



Chamber membership

389	391	394										
	1-Tourism											
n/a	Marketing Grant	n/a										
n/a	1	n/a										

Grants Applied For

Grant Received

\*\* If more information is required regarding site visits or the details of the RFI submitted - please contact the Chamber directly.