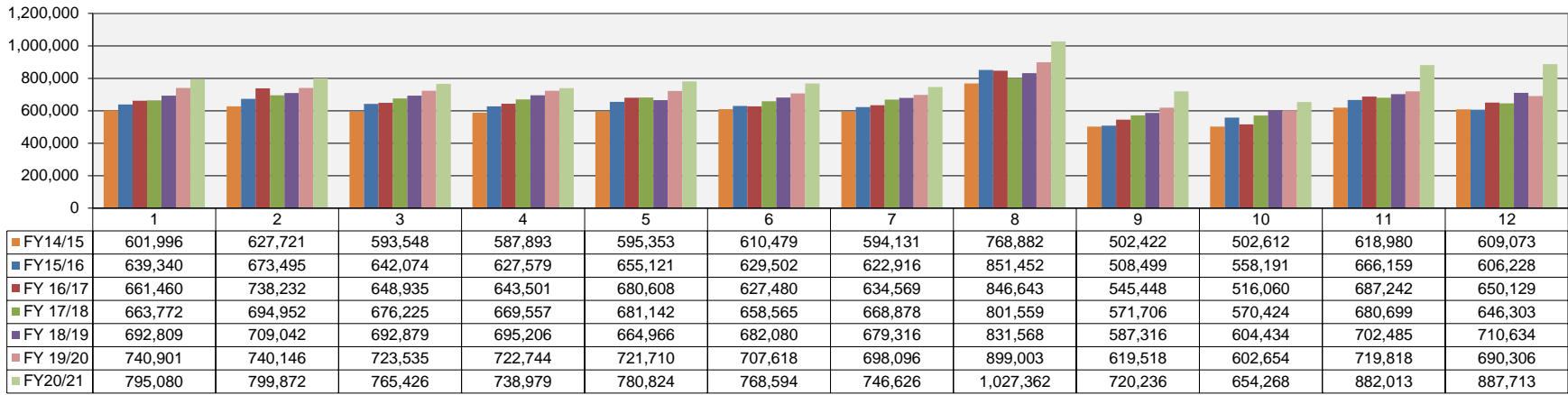
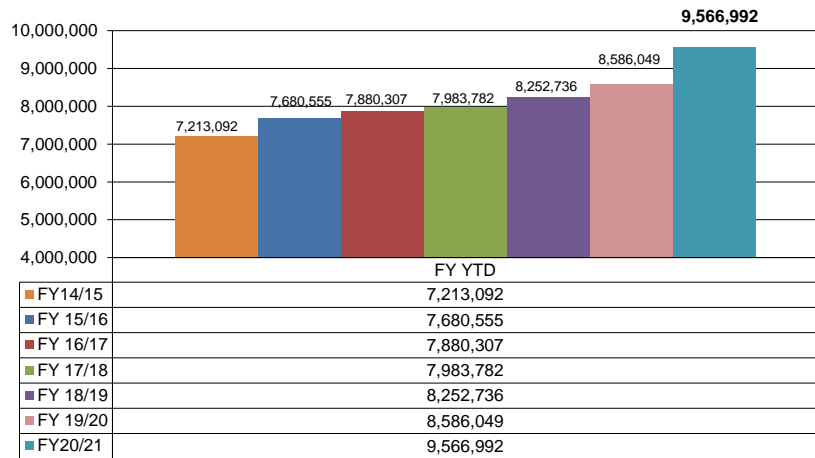


Sales Tax



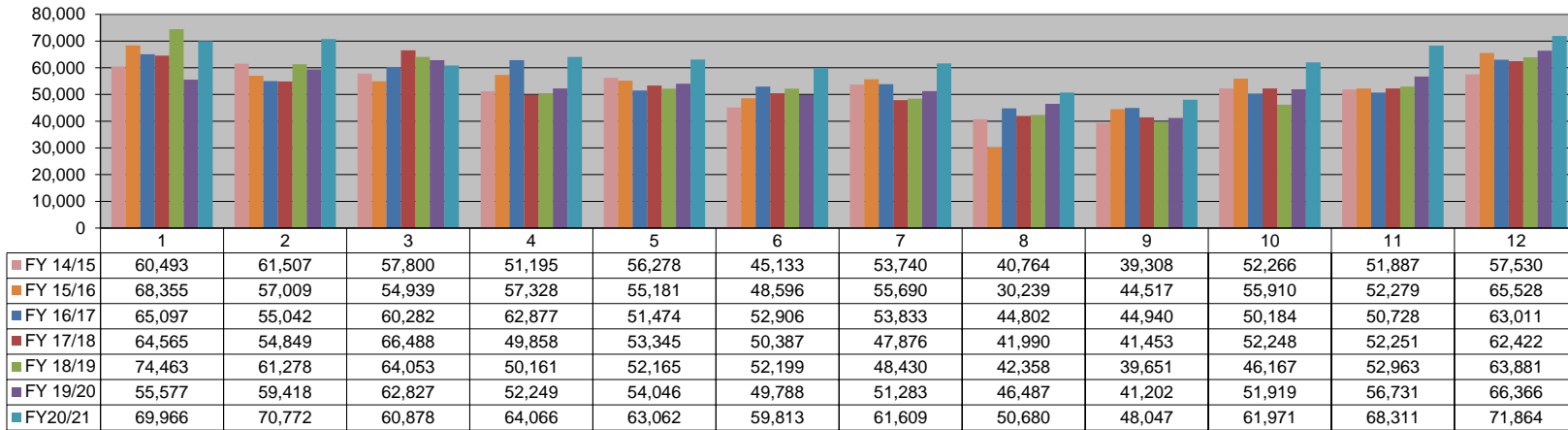
Sales Tax Revenue Year-to-Date



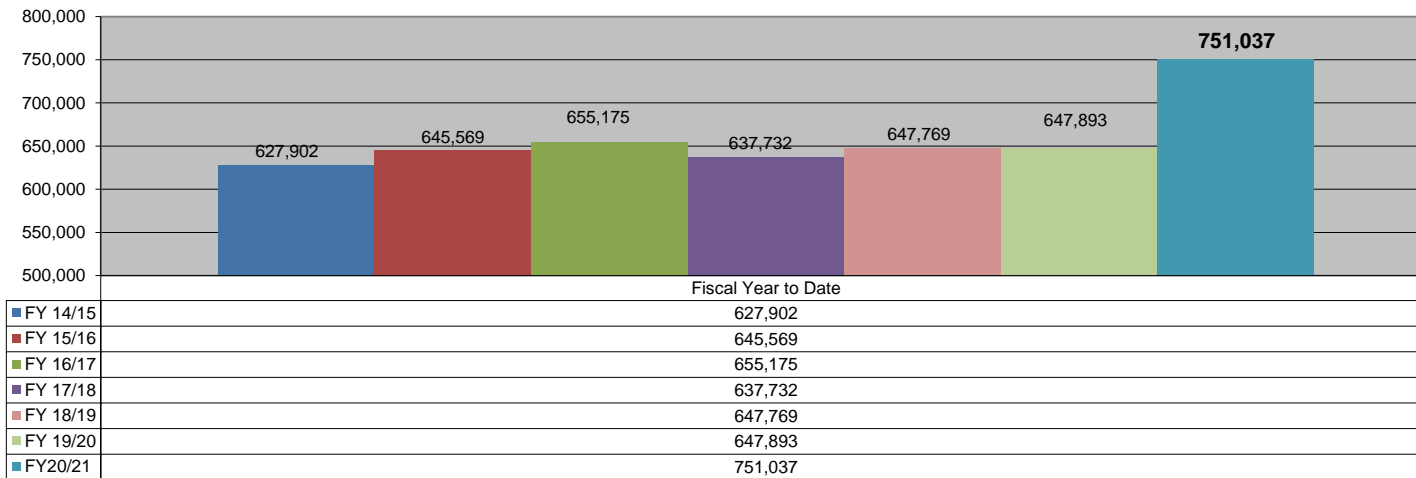
*COLLECTIONS IN THE CITY OF CROSSVILLE		\$	1,813,764.93
State of TN Cost of Administration	1.125%	\$	20,404.86
Net Collections (sent to Trustee's office)		\$	1,793,360.07
Trustee of Cumberland County	1%	\$	17,933.60
Net To Be Distributed		\$	1,775,426.47
CITY OF CROSSVILLE SPLIT			
Check to City of Crossville		\$	887,713.23
Check to Cumberland County Board of Education		\$	887,713.23

*Totals reported in June, but actually collected in April

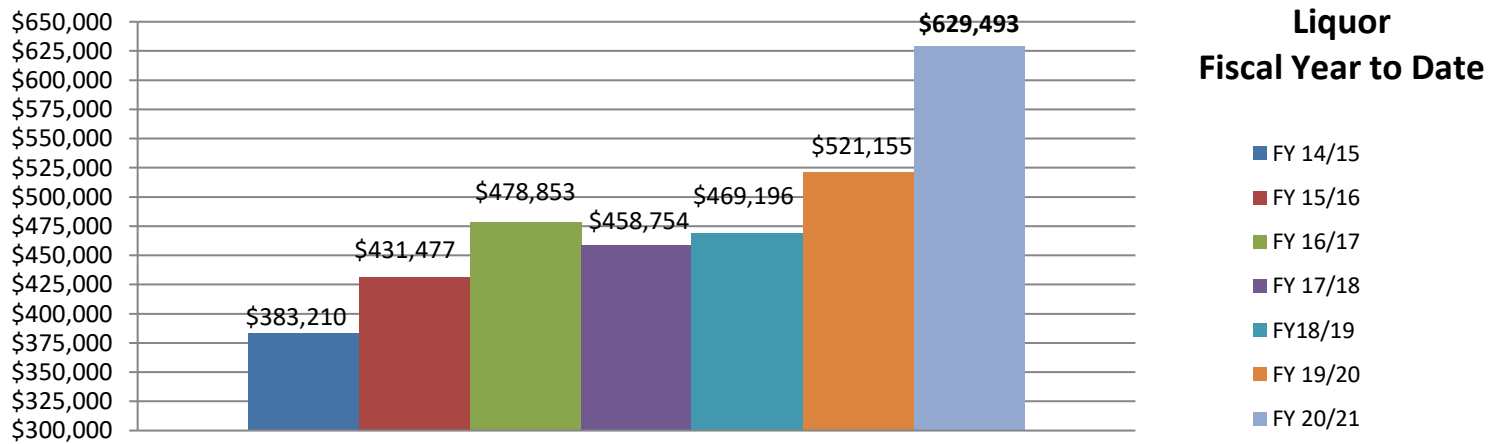
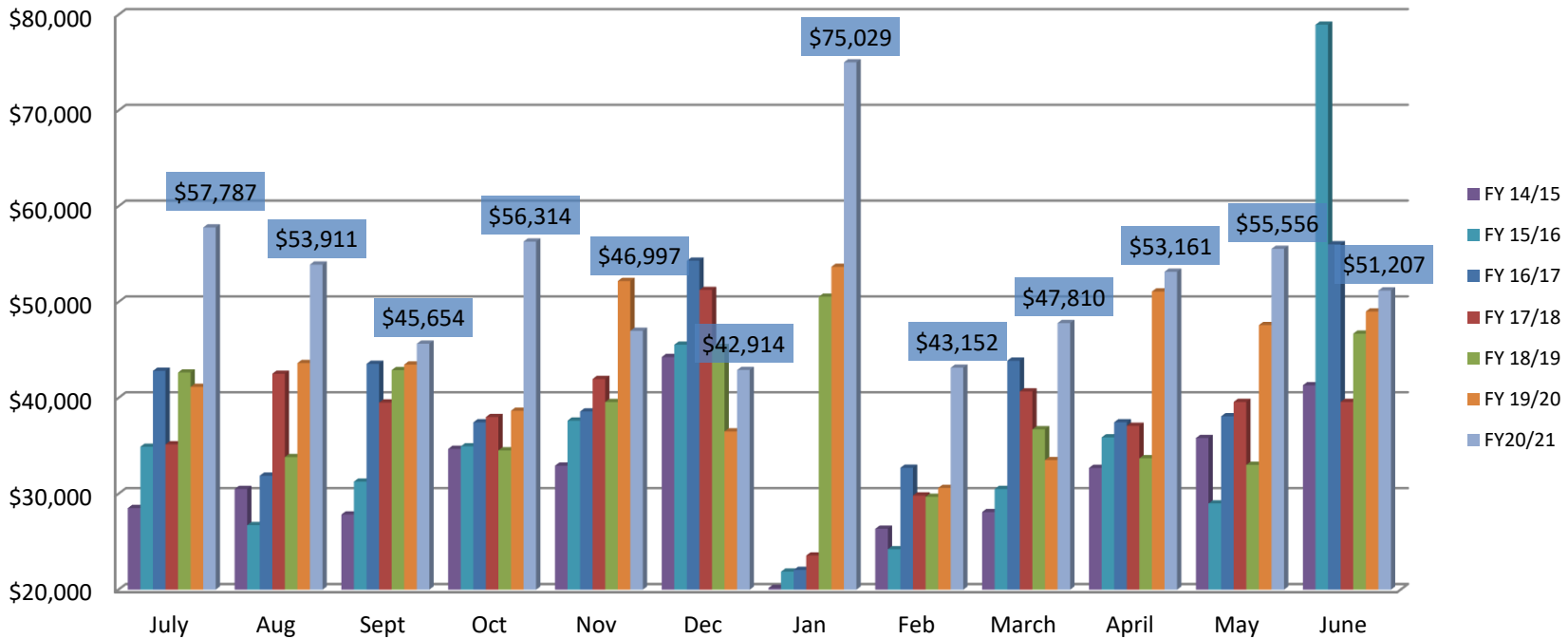
Wholesale Beer Tax

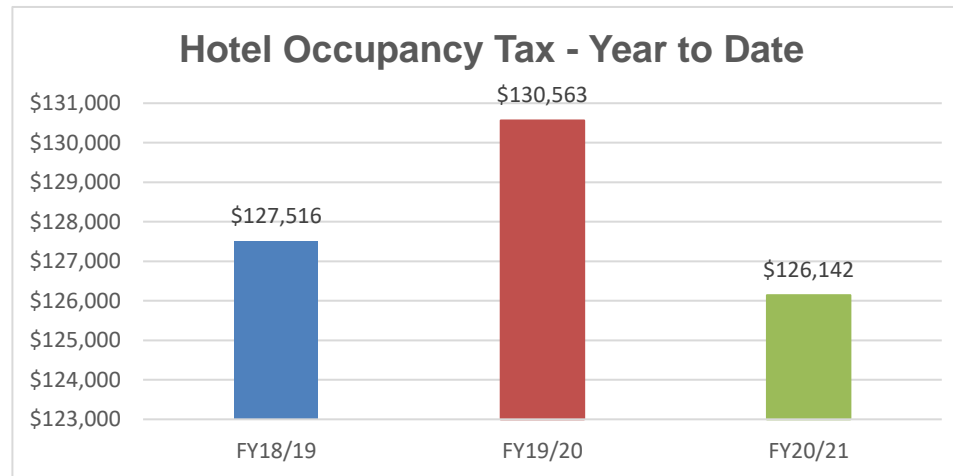
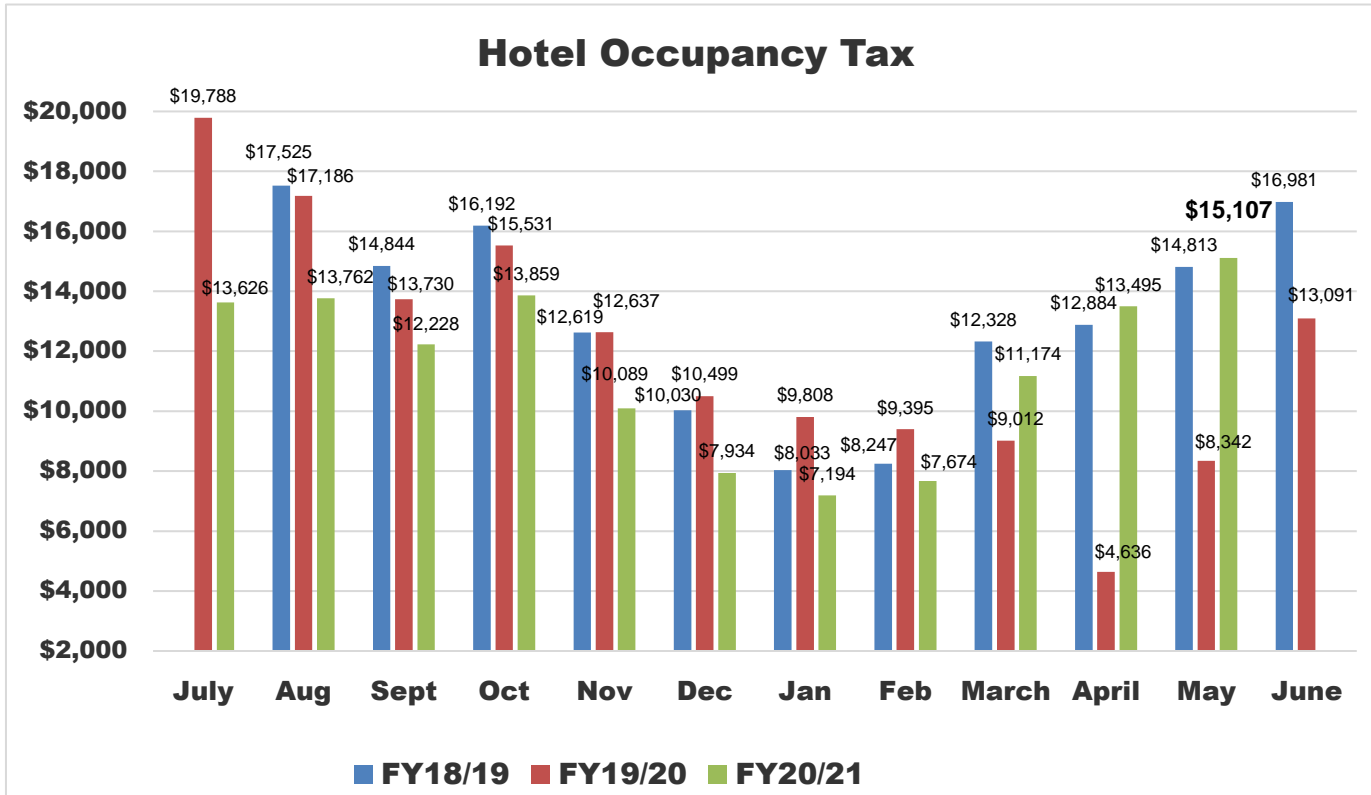


Wholesale Beer Tax Revenue Year To Date



Liquor Income







CROSSVILLE POLICE DEPARTMENT

STAT COMPARISONS

JUNE 2021 TOTAL CALLS - 2,785

MAY 1,942 YEAR TO DATE - 11,818

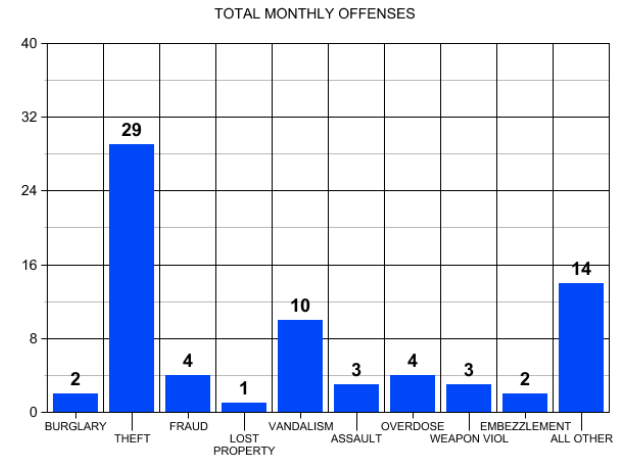
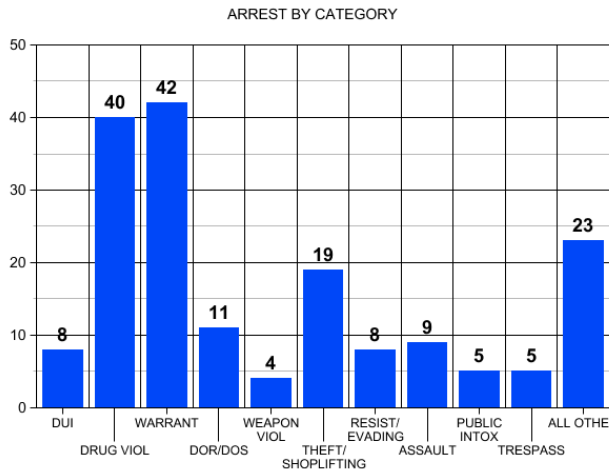
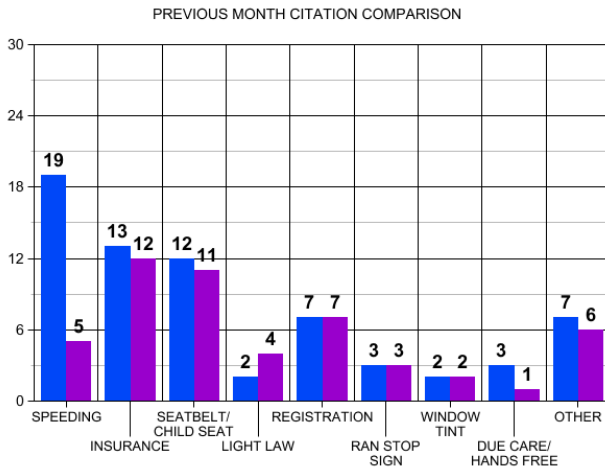
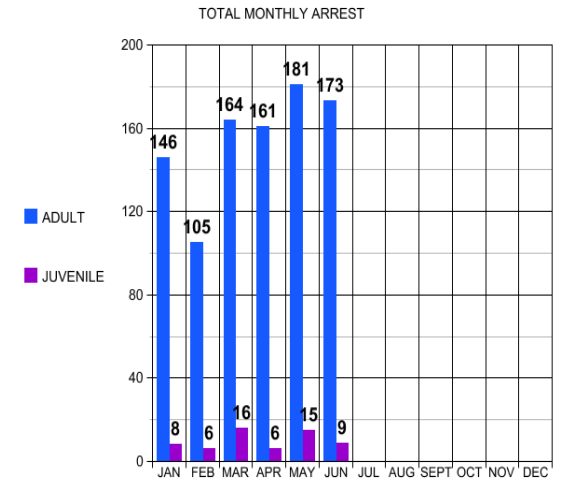
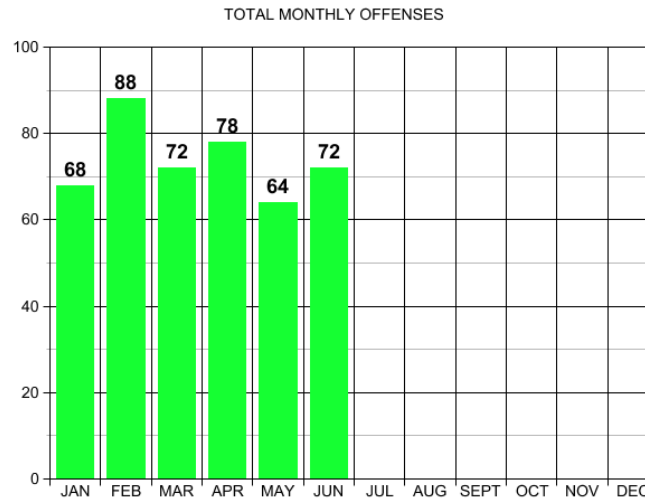
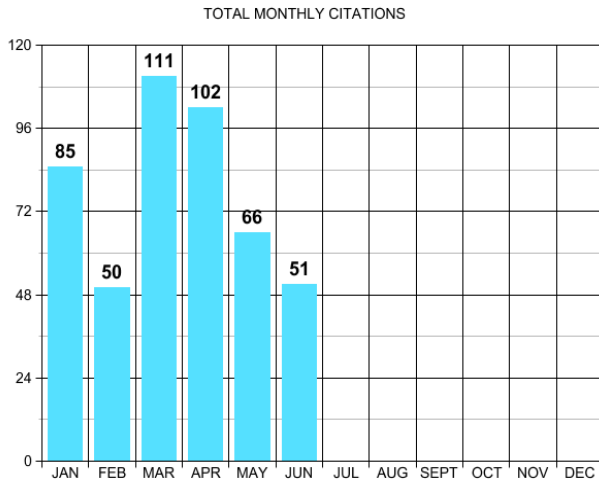
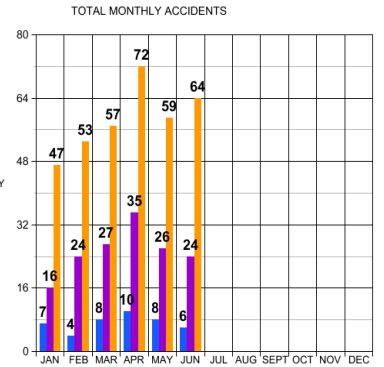
SPECIAL EVENTS

CAR SHOW

THSO CHECKPOINTS

CUMB MOUNTAIN TRAILS TOUR

AND K9 DEMO



Monthly Stats
June 2021

CITATIONS		OFFENSES		ARRESTS	
Speeding	5	Burglary	2	Burglary	3
Seat Belt Violation	8	Domestic Assault	2	Theft from Building	3
Ran Traffic Light	2	Theft of vehicle Parts	6	Theft All Other	4
Registration Violation	7	Theft from Vehicle	6	Fraud	2
Viol. Of Open Container	2	Theft All Other	9	Embezzlement	1
Light Law Violation	4	Assault	1	Vehicle Theft	3
Due Care	1	Shoplifting	6	Shoplifting	9
Insurance Violation	12	Fraud	4	Assault	3
Change of Address on DL	1	Embezzlement	2	Domestic Assault	6
Texting While Driving	1	Lost Property	1	Viol. Bond conditions/OP	2
Window Tint Violation	2	Dog Bite	1	Drug Violation	30
Ran Stop Sign	3	Drug Equipment	2	Drug Equipment	10
Child Restraint Violation	3	Death	4	Weapons Law Violation	4
		Overdose	4	Disorderly Conduct	2
		Drug Violation	1	Sex Offender Violation	2
		Vehicle Theft	2	DUI	8
		Runaway	1	Viol. Of Implied Consent	2
		Intimidation	1	Resisting/Evading Arrest	8
		Vandalism	10	DOR/DOS/No DL	11
		Weapons Law Violation	3	Public Intoxication	5
		Recovery	2	Criminal Trespass	5
		Robbery	1	Hit & Run	3
		Purse Snatching	1	Intimidation	1
				Misuse of 911	1
				Tampering with Evidence	1
				Criminal Littering	2
				Warrant	42
TOTAL	51	TOTAL	72	TOTAL	173
SPEED WARNINGS	0	JUVENILE ARRESTS		TOTAL CALLS	2785
WARNINGS	2	Runaway	4	ANIMAL CONTROL CALLS	82
JUVENILE CITATIONS		Assault	1	SPECIAL EVENT TOTALS	5
Ran Stop Sign	2	No DL	1	ACCIDENTS	
Seat Belt Violation	1	Aggravated Domestic	1	With Injury	6
Insurance Violation	1	Weapons Law Violation	1	Without Injury	24
		Vaping Violation	1	Minor	64
TOTAL	4	TOTAL	9	TOTAL	94

* Participated in THSO Checkpoints in Polk County on June 11th and in North Carolina on June 25th.

* Provided security and road closure for the Cruise In Car Show on June 26th.

* Held interviews for the Training Sergeant position.

* Cumberland Mountain Trails group toured the Police Department and were provided a K9 demonstration by Ptl. Mangas and his K9 partner.

Crossville Fire Dept.

Crossville, TN

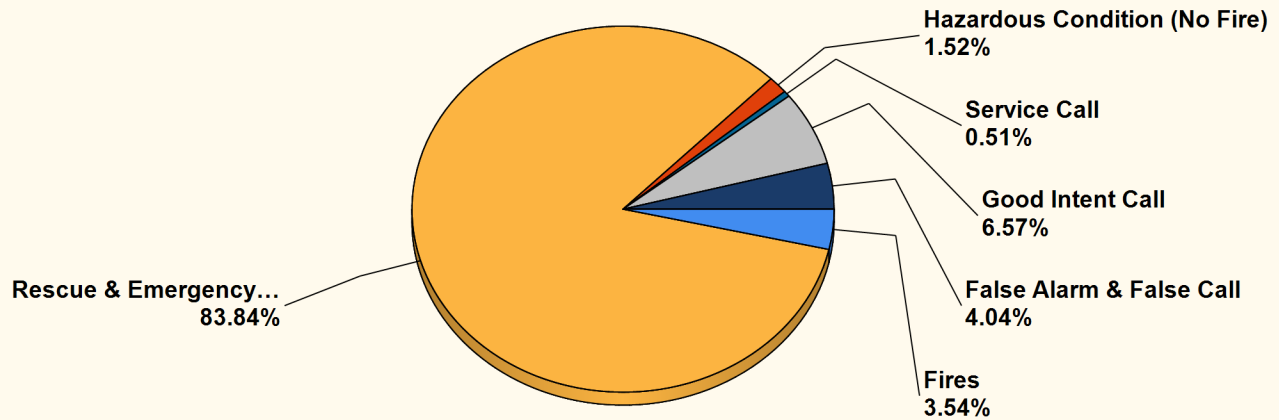
This report was generated on 7/1/2021 8:18:01 AM

CROSSVILLE



Breakdown by Major Incident Types for Date Range

Zone(s): All Zones | Start Date: 06/01/2021 | End Date: 06/30/2021 Created by Jennifer A Hall



MAJOR INCIDENT TYPE	# INCIDENTS	% of TOTAL
Fires	7	3.54%
Rescue & Emergency Medical Service	166	83.84%
Hazardous Condition (No Fire)	3	1.52%
Service Call	1	0.51%
Good Intent Call	13	6.57%
False Alarm & False Call	8	4.04%
TOTAL	198	100%

Only REVIEWED and/or LOCKED IMPORTED incidents are included. Summary results for a major incident type are not displayed if the count is zero.



Detailed Breakdown by Incident Type

INCIDENT TYPE	# INCIDENTS	% of TOTAL
111 - Building fire	1	0.51%
118 - Trash or rubbish fire, contained	1	0.51%
131 - Passenger vehicle fire	1	0.51%
132 - Road freight or transport vehicle fire	1	0.51%
140 - Natural vegetation fire, other	1	0.51%
160 - Special outside fire, other	2	1.01%
321 - EMS call, excluding vehicle accident with injury	156	78.79%
322 - Motor vehicle accident with injuries	4	2.02%
324 - Motor vehicle accident with no injuries.	5	2.53%
350 - Extrication, rescue, other	1	0.51%
420 - Toxic condition, other	1	0.51%
445 - Arcing, shorted electrical equipment	1	0.51%
471 - Explosive, bomb removal (for bomb scare, use 721)	1	0.51%
553 - Public service	1	0.51%
611 - Dispatched & cancelled en route	7	3.54%
622 - No incident found on arrival at dispatch address	1	0.51%
651 - Smoke scare, odor of smoke	5	2.53%
700 - False alarm or false call, other	3	1.52%
735 - Alarm system sounded due to malfunction	2	1.01%
743 - Smoke detector activation, no fire - unintentional	2	1.01%
745 - Alarm system activation, no fire - unintentional	1	0.51%
TOTAL INCIDENTS:	198	100%

Created by Jennifer A Hall



Total Burn Permits Issued for June 2021
187

Only REVIEWED and/or LOCKED IMPORTED incidents are included. Summary results for a major incident type are not displayed if the count is zero.



Crossville Fire Dept.

Crossville, TN

This report was generated on 7/1/2021 8:21:15 AM

CROSSVILLE



Daily Log Items per Activity Code for Date Range with Personnel

Activity Codes: MD1- Assist Other Agencies - MD1 assisting other agencies, MD1-Advanced Treatment - MD1 Advanced Treatment/Availability, MD1-Medical Direction and QA - MD1-Medical Direction, Instruction and Quality Assurance, MD1-Other activity - MD1-other activity-description in Notes, MD1-Safety and Rehab - MD1 Safety Officer and Rehab Management and 1 more | Start Date: 06/01/2021 | End Date: 06/30/2021

MD1- Assist Other Agencies - MD1 assisting other agencies

START DATE	END DATE	DURATION (hh:mm)	STATION	APPARATUS	PERSONNEL	NOTES
06/15/2021 15:55:00	06/15/2021 16:13:00	0:18	ST1 - CFD Station 1		Fox, Mark A	CPD officer with acute near syncopal episode. Assess, IV hydration. Assist EMS with treatment.
						Total Items: 1

MD1-Safety and Rehab - MD1 Safety Officer and Rehab Management

START DATE	END DATE	DURATION (hh:mm)	STATION	APPARATUS	PERSONNEL	NOTES
06/08/2021 17:00:00	06/08/2021 17:28:00	0:28	ST1 - CFD Station 1		Fox, Mark A	
06/08/2021 17:21:00	06/09/2021 01:21:00	8:00	ST1 - CFD Station 1		Fox, Mark A	Assisted with coordination of medical control, including ground EMS units and air medical unit request. Safety and medical control for other agencies including Knox County sheriffs department bomb squad, FBI, department of defense explosive ordinarates disposition team from Fort Campbell Kentucky.
						Total Items: 2

MD1-Triage - MD1 Treatment, Triage, Disposition Determination

START DATE	END DATE	DURATION (hh:mm)	STATION	APPARATUS	PERSONNEL	NOTES
06/30/2021 19:34:00	06/30/2021 19:44:00	0:10	ST1 - CFD Station 1		Fox, Mark A	Evaluated 6 occupants of a hit and run road rage incident, including a 7 month old.
						Total Items: 1
						Grand Total Items: 4

Displays all Daily Log Items with personnel list for DATE RANGE and ACTIVITY CODE, grouped by Activity Code



emergencyreporting.com

Doc Id: 1668

Page # 1 of 1

Water Loss Report

	Consumption	Water loss - flushing	Water loss - leaks	Water loss-fire fighting	Total Internal Use	Unaccounted-for Water	Pumped Water	LOSS %
2018								
January	88,114,500	1,978,358	1,272,890	60,000	3,311,248	40,696,952	132,122,700	31%
February	92,164,600	5,904	3,749,588	65,000	3,820,492	9,054,908	105,040,000	9%
March	80,217,300	34,375	1,929,024	145,000	2,108,399	29,884,501	112,210,200	27%
April	80,489,000	86,729	1,233,996	2,000	1,322,425	26,231,575	108,043,000	24%
May	83,464,600	681,483	429,676		1,111,159	33,736,841	118,312,600	29%
June	93,994,400	152,880	2,693,928		2,846,808	16,951,792	113,793,000	15%
July	92,933,800	461,753	1,124,995		1,586,748	27,013,152	121,533,700	22%
August	94,724,300	47,115	11,949,329	2,000	11,998,444	23,857,600	118,581,900	20%
September	103,519,000	423,299	1,487,856	5,100	1,916,255	5,352,745	110,788,000	5%
October	87,432,600	541,673	2,244,551	2,600	2,788,824	23,625,476	113,846,900	21%
November	90,719,700	58,772	2,161,156		2,219,928	16,188,372	109,128,000	15%
December	85,827,100	141,659	2,230,374	4,500	2,376,533	26,819,267	115,022,900	15%
2019								
January	78,615,200	45,193	1,231,332		1,276,525	37,433,475	117,325,200	32%
February	83,850,700	120,407	3,630,186		3,750,593	25,387,707	112,989,000	22%
March	79,635,900	117,534	2,566,872		2,684,226	40,751,574	123,071,700	33%
April	84,372,600	240,891	2,674,092	7,100	2,922,083	31,045,317	118,340,000	26%
May	85,946,000	163,822	4,683,636	109,500	4,956,958	45,210,942	136,113,900	33%
June	96,622,200	98,995	7,626,119	30,000	7,755,114	17,662,086	122,039,400	14%
July	104,717,400	117,626	2,750,076	4,400	2,867,702	19,618,398	127,203,500	15%
August	101,985,200	263,684	4,797,924	20,100	5,081,708	22,690,792	129,757,700	17%
September	104,149,900	222,064	3,880,278	7,300	4,109,642	16,773,458	125,033,000	13%
October	107,018,600	460,042	9,481,866	4,600	9,946,508	10,778,662	127,743,770	8%
November	102,271,900	391,315	4,385,586	9,300	4,786,201	14,637,899	121,696,000	12%
December	96,686,300	5,058	2,837,604	950	2,843,612	25,236,088	124,766,000	20%
2020								
January	95,899,500	6,628	823,986	2,450	833,064	29,235,836	125,968,400	23%
February	90,749,900	551,076	604,800		1,155,876	32,725,224	124,631,000	26%
March	84,635,300	60,841	1,827,840	300	1,888,981	47,772,019	134,296,300	36%
April	92,557,600	133,183	2,583,380	11,800	2,728,363	32,148,037	127,434,000	25%
May	92,340,000	212,101	385,560	17,665	615,326	44,614,374	137,569,700	32%
June	85,846,200	74,274	10,704,500	25,100	10,803,874	68,372,926	165,023,000	41%
July	115,477,600	446,221	1,120,603	6,800	1,573,624	28,362,876	145,414,100	20%
August	109,086,400	513,221	1,932,348	2,500	2,448,069	28,871,931	140,406,400	21%
September	100,754,500	252,799	4,889,306	2,800	5,144,905	27,742,595	133,642,000	21%
October	103,217,700	443,299	2,383,288		2,826,587	27,526,313	133,570,600	21%
November	97,787,500	341,529	4,613,397	7,200	4,962,666	27,857,934	130,608,100	21%
December	103,603,600	2,701,131	11,389,734	4,900	14,095,765	12,724,235	130,423,600	10%
2021								
January	93,463,400	22,070	7,649,781	5,800	7,677,651	27,692,849	128,833,900	21%
February	94,206,800	78,088	2,356,689		2,434,777	20,589,923	117,231,500	18%
March	94,540,400	40,343	3,181,332	50,000	3,271,675	27,561,625	125,373,700	22%
April	86,949,700	133,423	1,802,149	9,000	1,944,572	25,838,128	114,732,400	23%
May	101,064,800	44,602	11,929,620	5,730	11,979,952	14,773,648	127,818,400	12%
June	112,233,100	471,537	4,288,911	3,200	4,763,648	8,284,552	125,281,300	7%
July								
August								
September								
October								
November								
December								
TOTAL:								
6 mos	582,458,200	790,063	31,208,482	73,730	32,072,275	124,740,725	739,271,200	17%
12 mos	1,212,385,500	5,488,263	57,537,158	97,930	63,123,891	277,826,609	1,553,336,000	18%

Utility Maintenance

Jun-21 Monthly Report

<u>Locations:</u>	320
<u>Backflows Tested:</u>	22
<u>Grinder Pumps Sold:</u>	11
<u>Preliminary Inspections:</u>	11
<u>Final Inspections:</u>	9
<u>Replacement Pumps</u>	3
<u>Grinder Pumps Repairs</u>	36
<u>Meter:</u>	
Turn Ons	54
Turn Offs	37
Occupant Changes	107
Reinstates	24
Checks, Replacement, Repair	16
Water Taps	7
Main Line Leaks	9
Service Repairs	11
<u>Total Water Loss:</u>	3,581,843.2 gals.
<u>Sewer Taps</u>	12
<u>Sewer Line Repairs</u>	4
<u>Graves</u>	6
<u>Pipe Installed</u>	
	38' of 3/4" copper
	2' of 4" PVC
	119' of 6" PVC
	135' of 8" PVC
	15' of 2" PVC

Monthly Summary

Replaced approximately 15 - 3/4", 1 - 1",
 water meters due to meter or AMR malfunctioning
 Read meters, Did service orders and customer complaints
 Worked on and/or replaced malfunctioning meter ERTs - 12 - 60W's

Grinder pump preventative maintenance, 153 cleaned/checked
Tested 22 backflows devices
Tested 6, Large meters
Started flushing water main dead-ends
Repaired hydrant on Norman Dr.
Repaired 4 valve boxes
Installed water lines on Sweeney Dr. & Strout Dr.
Yard repairs
Fire hydrant testing & maintenance - painting, etc.
Worked with water plant and contractor on the install of meters
Working on meter history update comparing field equipment with city account books
and checking for maintenance problems.

Water main leaks repaired:

108 Valley Ln. - 4" PVC
3922 Hwy 127S - 6" PVC, twice
Corner of Diane St. & Ivy Ave. - 6" PVC
Wild Plum Ln. - 2" PVC
51 Cumberland Dr. - 4" PVC
Cumberland County Community Complex - 6" PVC
445 Myrtle Ave. - 6" PVC
1008 Old Jamestown Hwy

Water service leaks or repairs:

91 Smee Rd.
257 W. 1st St.
698 Mockingbird Dr.
90 Hawthorn Loop
420 Doris Dr.
239 Elmore Rd.
1433 Livingston St.
1019 Taylors Chapel Rd.
151 Saint Alphonsus Way

Water Taps:

292 Southway
19 Capitol Dr.
28 Capitol Dr.
33 Capitol Dr.
53 Capitol Dr.
57 Capitol Dr.
60 Capitol Dr.

Sewer Taps

5447 Highway 127N
189 Valley Ln.
51 Holly Tree Dr.

171 Oakmont Way
348 Valley Ln.
44 Capitol Dr.
36 Capitol Dr.
139 Park Ln.

Sewer Line Repairs:

Corner of Braun Ave. & Iris Ln.
51 Holly Tree Dr.
171 Oakmont Way
5171 Hwy 127N

Grinder pump finals

262 Deerfield Rd.
228 Deerfield Rd.
465 Holly Tree Dr.
54 Riverchase Dr.
18 Walker Landing
50 Walker Landing
45 Capitol Dr.
482 Riverchase Dr.
38 Walker Landing
24 Walker Landing

Grave Services

Ruby Nealon
David Owens
Howard Goin
Micheal Dedmon
Clara Fay Ball
Charles Cantley

Next Months Forecast

Replace AMR meters & ERTs as needed
Do water & sewer taps & graves
Repair Grinder pumps & cleanings & maint. checks
Test Backflows
Finish Re-working on water lines and valves to prepare for the new Buc-ee's and TDOT project on Interstate Dr., Stout Dr., Sweeney Dr.
Hydrant testing and maintenance
Finish annual meter testing
Install water line on Gordon Rd. - 2"

2020-2021 Building Permits

	County	County	City	City	City & County	City & County	Land Disturbance	Plan	Demo	House	County Fees Paid	City Fees Paid
	Residential	Commercial	Residential	Commmercial	Plumbing	Mechanical	Permits	Sign	Review	Moving		
July	28	0	13	3	34	27	5	0	1	0	\$25,008.00	\$10,453.00
August	29	0	32	3	59	38	3	1	0	0	\$26,566.50	\$24,631.00
September	39	0	10	4	44	44	4	0	0	0	\$37,570.50	\$11,856.50
October	34	1	19	4	49	31	4	0	0	0	\$35,569.50	\$16,981.00
November	16	0	8	7	25	34	2	0	1	0	\$16,159.00	\$10,912.00
December	13	1	9	3	20	7	1	0	0	0	\$16,007.00	\$6,112.00
January	26	0	15	3	35	22	4	0	2	0	\$24,237.50	\$13,145.50
February	23	0	2	4	25	32	0	0	0	0	\$20,492.00	\$3,518.50
March	37	1	12	4	51	16	3	0	0	0	\$32,203.00	\$18,873.50
April	31	0	6	4	30	21	1	0	0	2	\$30,452.50	\$16,716.00
May	28	2	6	2	29	24	0	0	0	1	\$30,636.00	\$6,451.00
June	27	0	12	1	37	25	1	0	0	0	\$23,529.00	\$11,117.50
Total	331	5	144	42	438	321	28	1	4	3	\$318,430.50	\$150,767.50

Engineering Projects Report July 8, 2021

Project	Current Status	Dates
TDOT 127 South Utility Relocation	TDOT has contracted with Engineers to redesign the portion of the project containing the Homestead Triangle into a stand alone project in English units.	
TDOT 127 North Utility Relocation Section 1	This construction project was awarded to Jones Brothers, LLC February 23rd. The Contractor has started clearing and installing erosion control devices. The Engineer is reviewing submittals and the contractor is ordering materials for water and sewer as he receives approvals.	Target Completion Date June 30, 2025
TDOT 127 North Utility Relocation Section 4 (Fentress Cumberland County Line)	All final utility plans and information have been submitted to TDOT and we are awaiting construction.	Bid Letting October 8, 2021
TDOT 127 North Utility Relocation Section 2	The Engineer has begun the preliminary design and the City has received the signed contract with TDOT.	
TDOT 127 North Utility Relocation Section 3	The Engineer has begun the preliminary design and the City has received the signed contract with TDOT.	
Northwest Connector Phase 3	The contract has been awarded. The City Engineering Department is reviewing material submittals. It was discussed at the pre-construction meeting that the utility relocation probably would not start until October due to the delivery of material by TDOT, and we are awaiting scheduling of a pre-construction meeting.	Total Completion Date July 21, 2023 Finish from Genesis To Stout May 31, 2021
Northwest Connector Phase 2	All appraisals work has been completed and the City has started acquiring property.	Bid Letting 2023
Downtown Sidewalks	The grant has been extended. The City is in the process of acquiring the easements.	
Old Lantana Road, County Seat and Southbend Waterline Replacement	The City has reviewed the plans and the Engineer is revising the plans. A construction start date will be established once the easements are acquired.	
Bridges for Trails at Meadow Park	The Street Department has completed the concrete work. The Engineering Department is working with MTNG on changing the bridge to a steel or aluminum bridge.	
Quail Hollow Court	The Exhibit "A" document required for the sale of the property will be updated when the Airport Layout Plan is updated during this year.	
Main Street and Lantana Traffic Signal Replacement	This project is ready to be bid and we are waiting to coordinate this project with the downtown sidewalk project.	
Fourth Street and West Avenue Traffic Signal Replacement	The Engineer is addressing the comments from the TDOT review. A utility coordination meeting is forthcoming. This project has low priorities because the City will not have STP funds to fund construction for three to five years.	
Meadow Park Water Filtration Plant Sewer Project	The Engineer has created the exhibits for the easements. The City is in the process of acquiring the easements.	Schedule will be forthcoming
Raw Water Study (Meadow Park Lake Expansion)	The gathering of data for the Archeological Study is complete and the Environmental Study initial data gathering is complete. The preliminary environmental documents have been forwarded to TDEC and the archeological document has been forwarded to the USACE.	
Airport Obstruction Removal	The appraisals have been completed and City Staff is contacting property owners with existing easements to determine the extent of removal of obstructions. The tree trimming contract was advertised for bids. The only bid received is being considered by Council. City Crews have completed the removal of trees.	
Catoosa 127 North Water Tank	The tank is complete. Underground piping and site work are all that remains.	
Underwood Street Sidewalk	Acquisition documents have been turned over to the City Attorney so that City Staff can negotiate the acquisitions.	
Tulip Drive Sewer Installation	The plans are complete and the City is awaiting the payment of the fees.	
Airport ALP	The City has received a draft copy of the Exhibit A (Airport property and funding map). The lidar survey is scheduled for October.	
Meadow Park Water Filtration Master Meters	The City issued a "Notice to Proceed" and the "Construction Start Date" was set for March 1st. The contractor has not started construction.	Contract Completion August 28, 2021
Industrial Blvd and Highway 127 Intersection Waterline Rehab	Community Development Partners has requested more industry growth information and they are looking at other grant opportunities.	
Deer Creek Sewer	HOA of Deer Creek has renewed their sewer permit and they are discussing option for connecting to the City sewer system.	
Tansi Sewer	The HOA has hired a contractor to perform the installation. Once City staff has set up the accounts, the HOA will pay the fees.	
TDOT SR 1 Highway 70 (Sparta Highway) Utility Relocation	The Engineer is developing the utility relocation plan.	Bid Letting December 10, 2021
TDOT SR 24 Highway 70 North Utility Relocation	The Engineer is developing the utility relocation plan.	Bid Letting August 19, 2021
TDOT SR 282 Dunbar Culvert Replacements Utility Relocation	The TDOT Contractor will start the project July 16. It has been determined that the City will not require relocation before the culverts are replaced but the sewer line will require monitoring while the construction is in progress. This project will include road closures and one lane signaled travel.	
CoLinx Fire Pump and Tank System	All upgrades have been completed except for some electrical work and the testing of the system. CoLinx has submitted a partial payment to the City. When the upgrades have been completed, the City will demolish the pump building and contract out the demolition of the tank.	
2021 CDBG	The Contractor will be starting in July. City Staff has notified property owners, by mail, of the proposed work.	
Interstate Drive Water Tank (Cotton Patch) Repainting	The Contractor will be starting the week of July 12. They expect to be completed within 50 days.	
Private Developments		
The Gardens Phase 8 Plat 3	The Preliminary Plat has been approved by the Planning Commission. All utilities and road base-stone are approved and paving and curbing are remaining items to be completed.	
The Gardens Phase 8 Plat 4	The Preliminary Plat has been approved by the Planning Commission. The utility plans have been approved by the City and TDEC.	
Collins Place Subdivision	The Preliminary Plat has been approved by the Planning Commission. The sewer plans have been approved by the City and submitted to TDEC.	

Airport Committee Meeting Report from FBO: July , 2021

May Fuel Flow: 7972 gallons
Avgas: 3798 gallons
Jet A: 4174 gallons

June Fuel Flow: 13204 Gallons
Avgas Fuel Flow: 3453
Jet A Fuel Flow: 9751

Last June Fuel Flow: 9687 gallons
Avgas: 2291gallons
Jet A: 7396 gallons

We had a great month fuel sales. The best Jet A sales month we have had since we started two years ago.

We flew 78 hours on the flight training aircraft in Crossville in May, which was down from 117 hours in May. We had one of the 172's down for a scheduled engine change. Flight training is back to busy in the first 7 days of July. Our other training locations had good months in June with 100 plus hours at each location.

The maintenance shop remains busy to capacity. We are rolling out two big jobs this week and next which will clear space for aircraft waiting to get in for annuals.

We purchased a Beech Sundowner and have it on the market for sale. We have two Crossville based pilots interested in the aircraft.

I met with Dr. Scott Maddox, Jon Hall, Mason Hall and Chris Bennett in Smyrna yesterday to show them a possible aircraft to buy for the Crossville high schools flight-training program. Azure is working with the school system to set up the program. They are ordering Redbird Full Motion Flight training devices (simulators). One will be based at the airport in the new room we acquired when the police department moved out to the hangar offices. We would like to carpet and paint the rooms we acquired so that when the simulator goes in it will look good.

General Aviation continues to be strong across Tennessee evidenced by fuel sales increases. Every maintenance shop owner we know is at capacity, everyone is seeing increases in fuel sales and used aircraft are selling at high prices.

CITY OF CROSSVILLE
BONDS and NOTES
(SCHEDULES ATTACHED)

	<u>PAY</u>	<u>INT</u>	5/31/2021 <u>LOAN</u>	<u>PRINCIPAL</u>	<u>INTEREST</u>	6/30/2021 <u>LOAN</u>
GENERAL FUND	<u>OUT</u>	<u>RATE</u>	<u>BALANCE</u>	<u>PAYMENT</u>	<u>PAYMENT</u>	<u>BALANCE</u>
E-911		2024 Variable	\$ 254,000	\$ 61,000	\$ 5,800	\$ 193,000
2020 Series A1 Bonds		2037 4.00%	\$ 3,965,000	\$ 100,000	\$ 50,727	\$ 3,965,000
2020 Series B Bonds		2028 4.27%	\$ 1,915,000	\$ 270,000	\$ 12,046	\$ 1,915,000
2020 Series A2 Bonds		2037 3.00%	\$ 1,165,000	\$ 70,000	\$ 15,112	\$ 1,165,000
			<u>\$ -</u>	<u>\$ -</u>	<u>\$ -</u>	<u>\$ -</u>
			<u>\$ 7,299,000</u>	<u>\$ 501,000</u>	<u>\$ 83,685</u>	<u>\$ 7,238,000</u>
 Water & Sewer Fund						
2020 Series C Bonds		2050 4.00%	\$ 29,360,000	\$ 545,000	\$ 703,766	\$ 29,360,000
Catoosa's Share			<u>\$ (5,715,236)</u>	<u>\$ (106,090)</u>	<u>\$ (136,995)</u>	<u>\$ (5,715,236)</u>
			\$ 23,644,764	\$ 438,910	\$ 566,771	\$ 23,644,764
2020 Sries D Bonds		2027 4.19%	\$ 1,030,000	\$ 200,000	\$ 12,140	\$ 1,030,000
			<u>\$ 24,674,764</u>	<u>\$ 638,910</u>	<u>\$ 578,911</u>	<u>\$ 24,674,764</u>
 CATOOSA						
2020 Series C Bonds		2050 4.00%	\$ 5,715,236	\$ 106,090	\$ 136,995	\$ 5,715,236
RUD Plateau tank			<u>\$ 873,173</u>	<u>\$ 15,544</u>	<u>\$ 15,428</u>	<u>\$ 873,173</u>
			<u>\$ 6,588,409</u>	<u>\$ 121,634</u>	<u>\$ 152,423</u>	<u>\$ 6,588,409</u>
<u>TOTALS (WATER & SEWER FUND)</u>			<u>\$ 31,263,173</u>	<u>\$ 760,544</u>	<u>\$ 731,334</u>	<u>\$ 31,263,173</u>
					<u>TOTAL</u>	\$ 38,501,173

