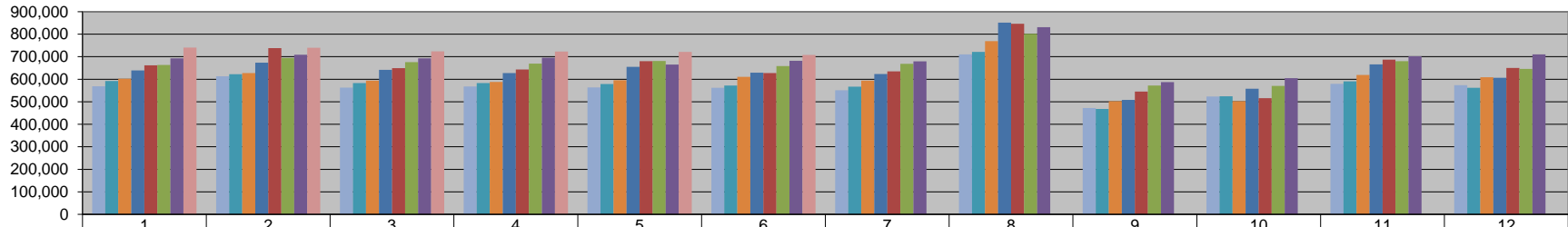
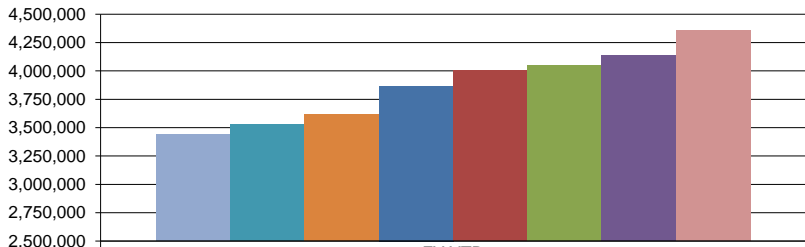


**Sales Tax**



	1	2	3	4	5	6	7	8	9	10	11	12
FY 12/13	568,911	613,425	563,223	567,870	563,266	562,049	550,910	710,120	472,502	523,568	579,342	574,079
FY 13/14	592,201	622,250	583,383	583,302	578,810	571,889	566,907	720,995	468,129	524,484	590,302	562,391
FY 14/15	601,996	627,721	593,548	587,893	595,353	610,479	594,131	768,882	502,422	502,612	618,980	609,073
FY 15/16	639,340	673,495	642,074	627,579	655,121	629,502	622,916	851,452	508,499	558,191	666,159	606,228
FY 16/17	661,460	738,232	648,935	643,501	680,608	627,480	634,569	846,643	545,448	516,060	687,242	650,129
FY 17/18	663,772	694,952	676,225	669,557	681,142	658,565	668,878	801,559	571,706	570,424	680,699	646,303
FY 18/19	692,809	709,042	692,879	695,206	664,966	682,080	679,316	831,568	587,316	604,434	702,485	710,634
FY 19/20	740,901	740,146	723,535	722,744	721,710	707,618						

**Sales Tax Revenue Year-to-Date**



	FY YTD
FY 12/13	3,438,744
FY 13/14	3,531,836
FY 14/15	3,616,990
FY 15/16	3,867,110
FY 16/17	4,000,215
FY 17/18	4,044,213
FY 18/19	4,136,982
FY 19/20	4,356,653

**\*COLLECTIONS IN THE CITY OF CROSSVILLE**

State of TN Cost of Administration	1.125%	\$ 1,445,795.92
Net Collections (sent to Trustee's office)		\$ 1,429,530.72

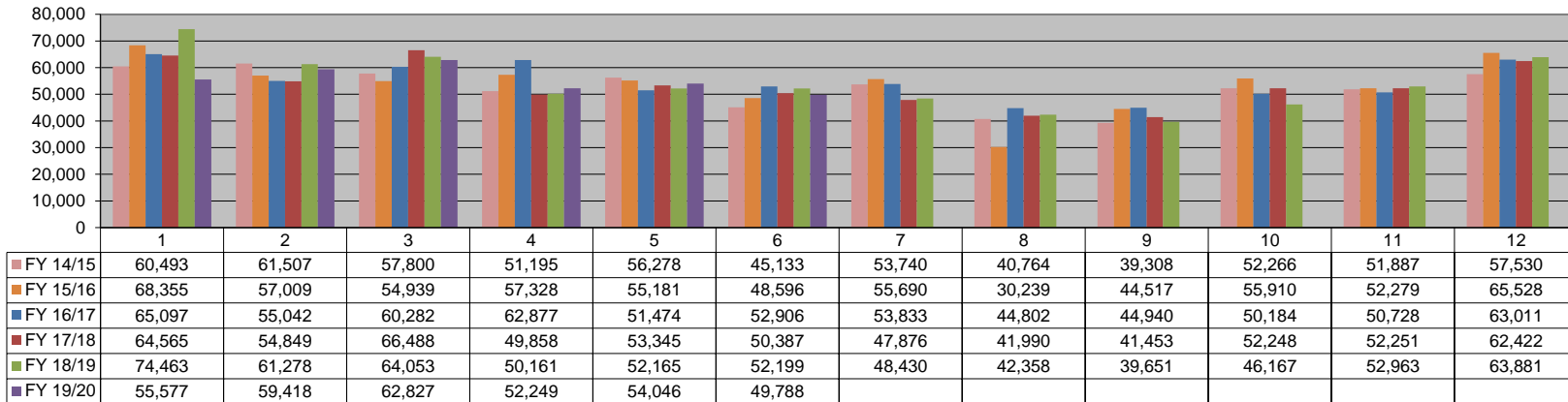
Trustee of Cumberland County	1%	\$ 14,295.31
Net To Be Distributed		\$ 1,415,235.41

**CITY OF CROSSVILLE SPLIT**

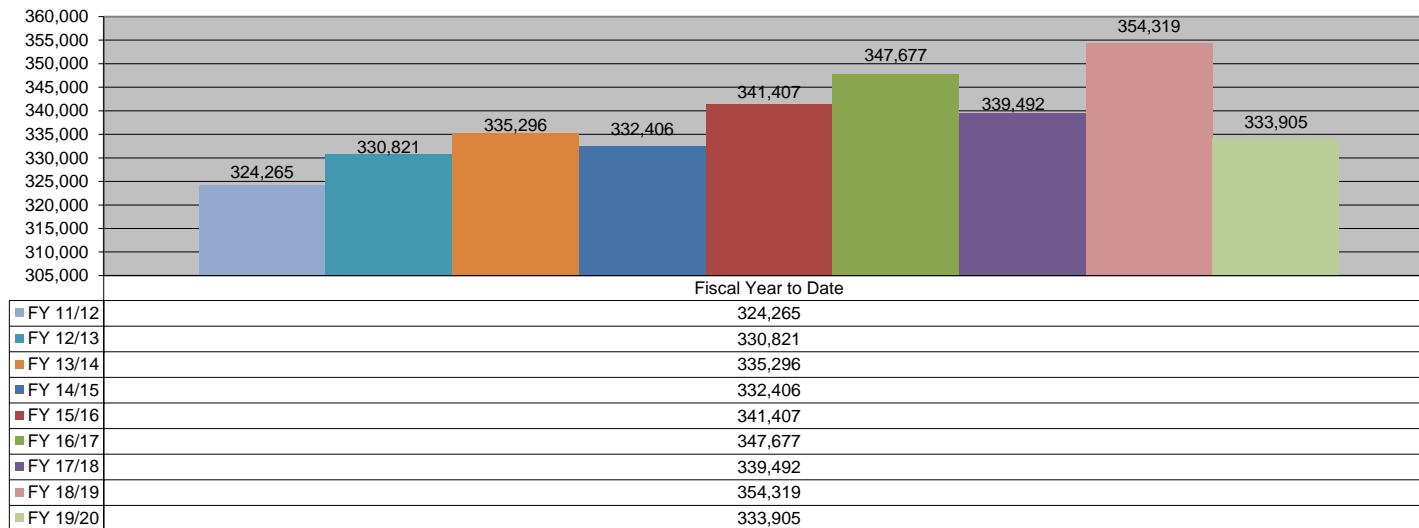
Check to City of Crossville	\$707,617.71
Check to Cumberland County Board of Education	\$707,617.71

\*Totals reported in December, but actually collected in November

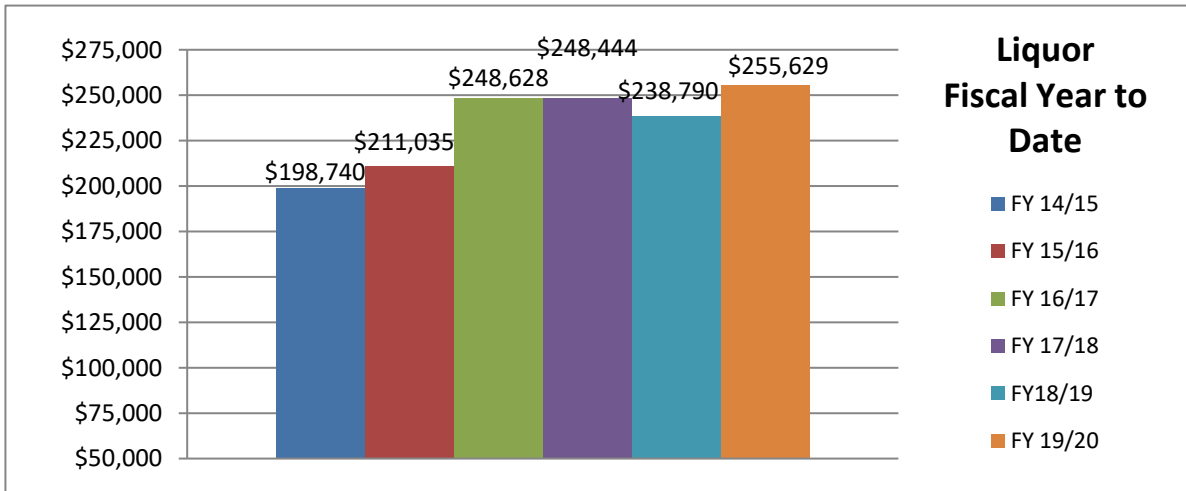
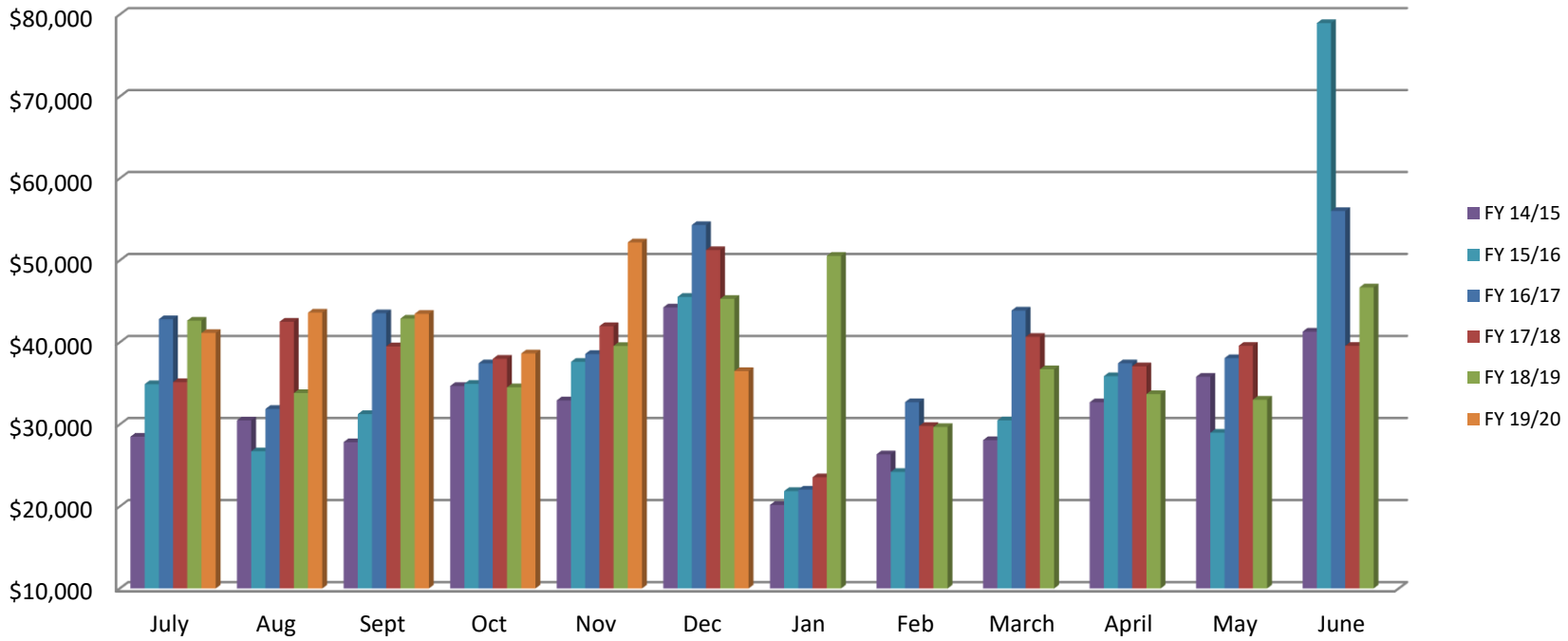
### Wholesale Beer Tax



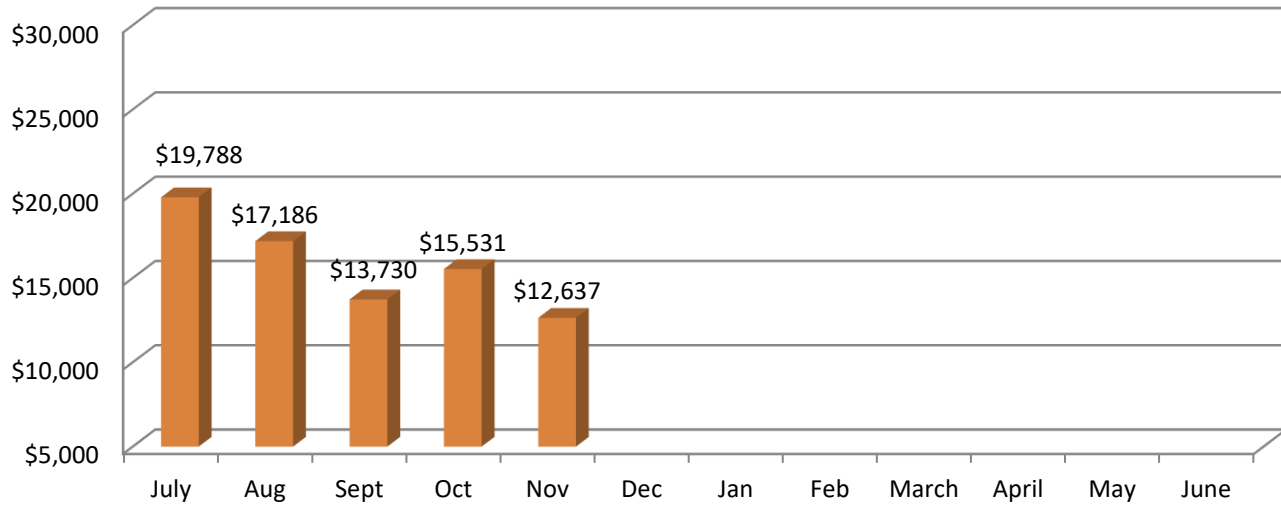
### Wholesale Beer Tax Revenue Year To Date



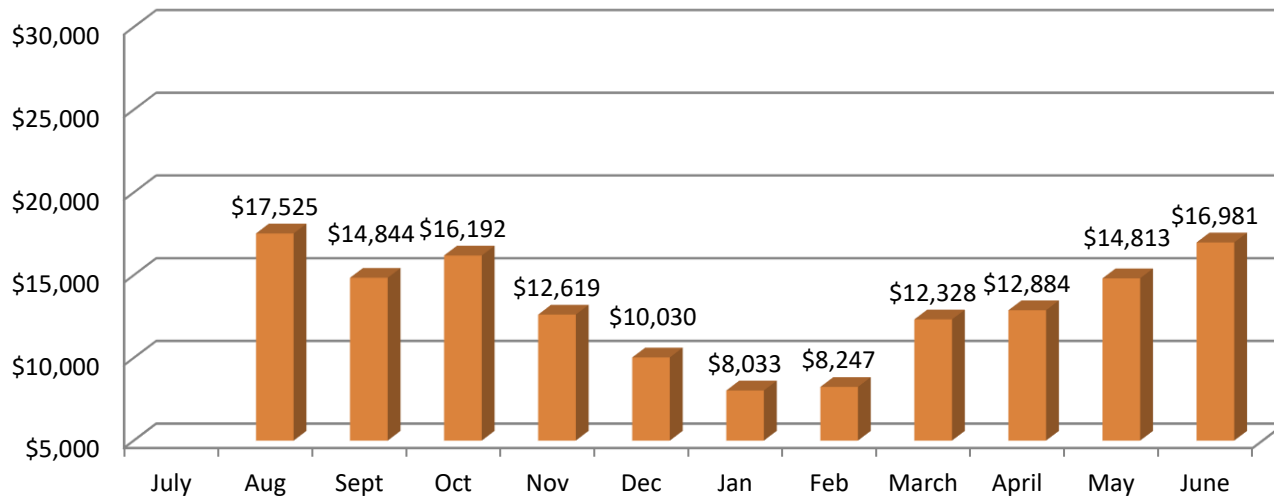
# Liquor Income



### Hotel Occupancy Tax FY19-20



### Hotel Occupancy Tax FY18-19



Monthly Stats						
	TOTAL		TOTAL		TOTAL	
CITATIONS		OFFENSES		ARRESTS		
Ran Stop Sign	9	Burglary	11	DUI	11	
Speeding	25	Vandalism	3	Theft All Other	1	D
Seatbelt Violation	17	Vehicle Theft	2	Weapons Law Violation	4	E
Ran Traffic Light	3	Shoplifting	6	Shoplifting	9	C
Failure to Yield	1	Theft from vehicle	4	Warrant	43	E
Unnecessary Noise	1	Intimidation	1	Public Intoxication	4	M
Registration Violation	14	Theft from Building	7	Assault	3	B
Viol. Open Container	1	Assault	4	Drug Violation	16	E
Violation Light Law	15	Death	1	Drug Equipment	9	R
Insurance Violation	30	Forgery	1	DOR/DOS/No DL	12	
Window Tint Violation	1	Fraud	4	Fraud	2	
No DL	4	Lost Property	3	Criminal Trespassing	3	2
Improper Use of Lane	3	Rape	2	Burglary	1	0
Failure to Yield	3	Domestic Assault	1	Evading/Resisting	4	1
Child Restraint	3	Counterfeit	5	Counterfeit	1	9
Speed Warning	0	TOTAL	55	Domestic Assault	7	
TOTAL	130	WARNINGS	0	TOTAL	130	
JUV CITATIONS		JUV ARRESTS		PARKING TICKETS		
Speeding	1	Credit Card Fraud	2	TOTAL	0	
Insurance Violation	1	Assault	3	ACCIDENTS		
		Impersonation	1	With Injury	7	
		Runaway	3	Without Injury	22	
		Drug Violation	1	Minor	48	
TOTAL	2	TOTAL	10	TOTAL	77	

- \* December 5th traffic and crowd control for Cumberland Fellowship's Christmas Festival.
- \* December 7th Salvation Army's Kettle Bell Campaign at Walmart.
- \* December 14th traffic and crowd control for Christmas Parade.
- \* December 24th-25th provided security for Walmart.
- \* December 27th participated in THSO's DUI Enforcement Campaign for Cumberland County.

# Crossville Fire Dept.

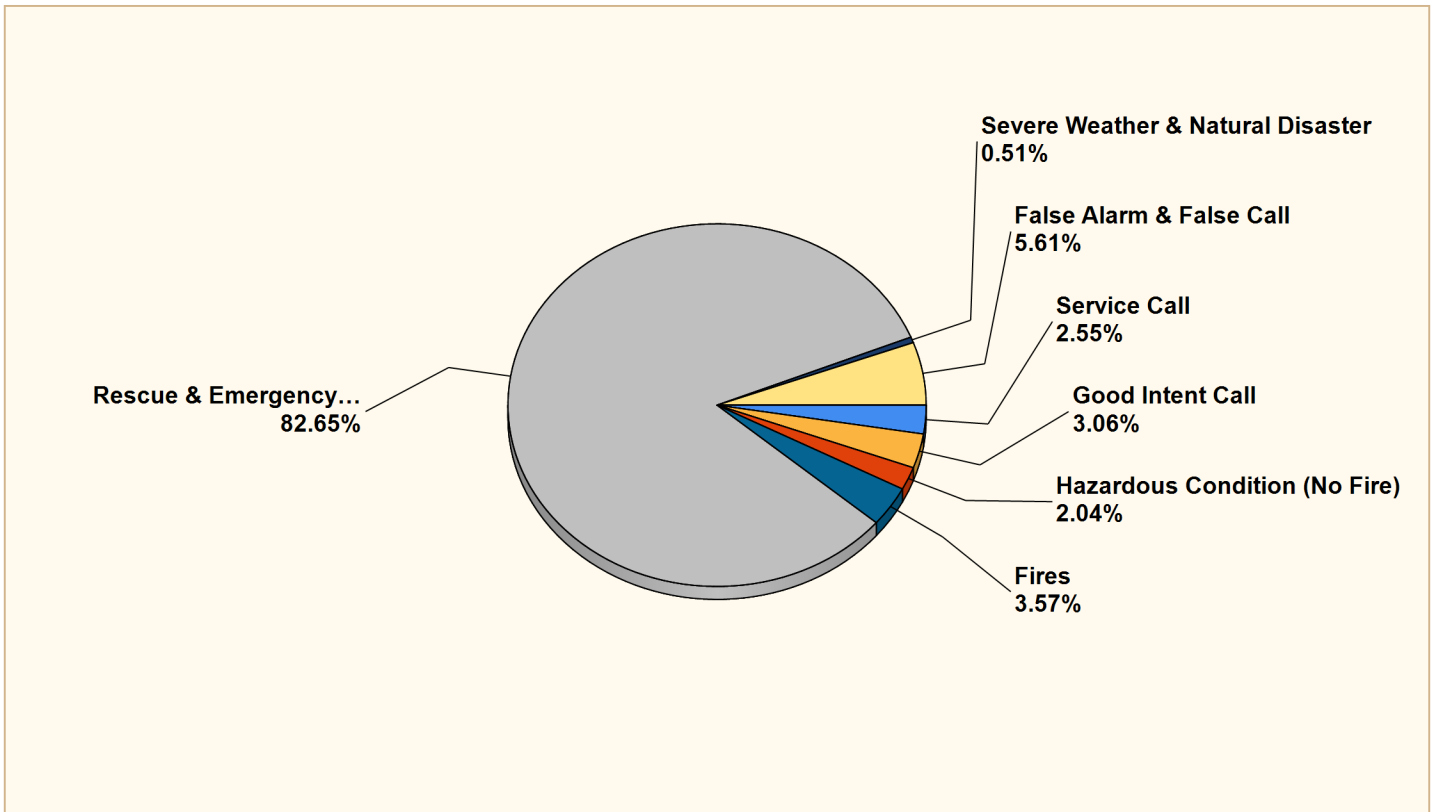
Crossville, TN

This report was generated on 1/2/2020 8:39:45 AM



## Breakdown by Major Incident Types for Date Range

Zone(s): All Zones | Start Date: 12/01/2019 | End Date: 12/31/2019



MAJOR INCIDENT TYPE	# INCIDENTS	% of TOTAL
Fires	7	3.57%
Rescue & Emergency Medical Service	162	82.65%
Hazardous Condition (No Fire)	4	2.04%
Service Call	5	2.55%
Good Intent Call	6	3.06%
False Alarm & False Call	11	5.61%
Severe Weather & Natural Disaster	1	0.51%
<b>TOTAL</b>	<b>196</b>	<b>100.00%</b>

*Issued 114 burn permits*

Only REVIEWED incidents included. Summary results for a major incident type are not displayed if the count is zero. Does not include Imported data.



### Detailed Breakdown by Incident Type

INCIDENT TYPE	# INCIDENTS	% of TOTAL
111 - Building fire	3	1.53%
113 - Cooking fire, confined to container	1	0.51%
118 - Trash or rubbish fire, contained	1	0.51%
131 - Passenger vehicle fire	1	0.51%
142 - Brush or brush-and-grass mixture fire	1	0.51%
321 - EMS call, excluding vehicle accident with injury	147	75.00%
322 - Motor vehicle accident with injuries	12	6.12%
324 - Motor vehicle accident with no injuries.	1	0.51%
352 - Extrication of victim(s) from vehicle	1	0.51%
353 - Removal of victim(s) from stalled elevator	1	0.51%
412 - Gas leak (natural gas or LPG)	1	0.51%
424 - Carbon monoxide incident	1	0.51%
445 - Arcing, shorted electrical equipment	1	0.51%
482 - Threat to burn	1	0.51%
500 - Service Call, other	1	0.51%
551 - Assist police or other governmental agency	2	1.02%
561 - Unauthorized burning	2	1.02%
611 - Dispatched & cancelled en route	4	2.04%
622 - No incident found on arrival at dispatch address	1	0.51%
651 - Smoke scare, odor of smoke	1	0.51%
700 - False alarm or false call, other	1	0.51%
710 - Malicious, mischievous false call, other	1	0.51%
740 - Unintentional transmission of alarm, other	4	2.04%
743 - Smoke detector activation, no fire - unintentional	1	0.51%
745 - Alarm system activation, no fire - unintentional	4	2.04%
814 - Lightning strike (no fire)	1	0.51%
<b>TOTAL INCIDENTS:</b>	<b>196</b>	<b>100.00%</b>

Only REVIEWED incidents included. Summary results for a major incident type are not displayed if the count is zero. Does not include Imported data.



# Crossville Fire Dept.

Crossville, TN

This report was generated on 1/2/2020 8:38:08 AM



## Events per Event Type for Date Range (Landscape)

Start Date: 12/01/2019 | End Date: 12/31/2019

EVENT TYPE	DATE	EVENT NAME	CATEGORY	LOCATION	HOURS	PARTICIPANTS
<b>Fire Inspection</b>						
	12/02/2019	Life Safety Inspection	Fire Inspections	La Costa Restaurant , 138 The Crossings, Crossville, TN 38555	0.5	Thomas Smith , Casey Worsham
	12/06/2019	FFG Good Samaritans meeting	Fire Inspections	Good Samaritan Society - Fairfield Glade 100 Samaritan Way, Crossville, TN 38558, USA	2	Chris South
	12/30/2019	SENIOR PERSPECTIVE	Fire Inspections	96 HAYES ST FIRE INSPECTION- Jennifer 931- 484-4055	1	Jacob Garrett, Casey Worsham

**Total Hours for Fire Inspection: 3.5**

<b>Meeting</b>						
	12/03/2019	Work Session	Administration	City Hall	3	Michael Turner

Only LOCKED events included.





EVENT TYPE	DATE	EVENT NAME	CATEGORY	LOCATION	HOURS	PARTICIPANTS
	12/10/2019	Council meeting	Administration	City Hall	2	Michael Turner

**Total Hours for Meeting: 5**

<b>Children's Activities</b>						
	12/06/2019	Coat and Toy Drive for Kids	Public Relations / Education	Cash Express 1096 West Ave, Crossville, TN 38555, USA	5	
	12/14/2019	First Responders Read With Kids	Public Relations / Education	Palace Theater	1	Mark Fox, Jacob Garrett, Casey Worsham
	12/20/2019	Salvation Army Ring the Bell	Public Relations / Education	168 Plaza 168 Obed Plaza, Crossville, TN 38555, USA	9	Jeff Connell , Brian Garrett , Jacob Garrett, Mitchell Jenkins , Todd Kemmer, Thomas Smith , Kenneth Stone, Daniel Tollett, Casey Worsham
	12/20/2019	Bell Ringing for Salvation Army	Public Relations / Education	168 Obed Plaza, Walmart	13	Dylan Cole , Jeff Connell , Kevin Edwards , Mark Fox, Brian Garrett , Jacob Garrett, Mitchell Jenkins , Todd Kemmer, Thomas Smith , Chris South, Kenneth Stone, Daniel Tollett, Michael Turner, Casey Worsham

**Total Hours for Children's Activities: 28**

<b>Fire Training</b>						
	12/10/2019	Fire Safety Inspector Conference	Training and Education	Murfreesboro	81	Tim Johnson, Jeremy Mangas, Chris South, Casey Worsham

Only LOCKED events included.



EVENT TYPE	DATE	EVENT NAME	CATEGORY	LOCATION	HOURS	PARTICIPANTS
	12/12/2019	Autism awareness: Treating Patients	Training and Education	1391 Livingston Rd 1391 Livingston Rd, Crossville, TN 38571, USA	8	

**Total Hours for Fire Training: 89**

<b>Parade</b>						
	12/14/2019	Crossville Christmas Parade	Public Relations / Education	Main Street	2.5	Brian Garrett , Jacob Garrett, Rogers Spencer, Casey Worsham, Brian Wyatt

**Total Hours for Parade: 2.5**

<b>Presentation</b>						
	12/18/2019	EMPLOYEE CHRISTMAS LUNCH	Other	Utility Maintenance Building	1	

**Total Hours for Presentation: 1**

Only LOCKED events included.



	<b>CONSUMPTION</b>	Water loss - flushing	Water loss - leaks	Water loss-fire fighting	<b>Total Internal Use</b>	<b>Unaccounted for water</b>	<b>PUMPED WATER</b>	<b>LOSS %</b>
<b>2018</b>								
January	88,114,500	1,978,358	1,272,890	60,000	3,311,248	40,696,952	132,122,700	31%
February	92,164,600	5,904	3,749,588	65,000	3,820,492	9,054,908	105,040,000	9%
March	80,217,300	34,375	1,929,024	145,000	2,108,399	29,884,501	112,210,200	27%
April	80,489,000	86,729	1,233,996	2,000	1,322,425	26,231,575	108,043,000	24%
May	83,464,600	681,483	429,676		1,111,159	33,736,841	118,312,600	29%
June	93,994,400	152,880	2,693,928		2,846,808	16,951,792	113,793,000	15%
July	92,933,800	461,753	1,124,995		1,586,748	27,013,152	121,533,700	22%
August	94,724,300	47,115	11,949,329	2,000	11,998,444	23,857,600	118,581,900	20%
September	103,519,000	423,299	1,487,856	5,100	1,916,255	5,352,745	110,788,000	5%
October	87,432,600	541,673	2,244,551	2,600	2,788,824	23,625,476	113,846,900	21%
November	90,719,700	58,772	2,161,156		2,219,928	16,188,372	109,128,000	15%
December	85,827,100	141,659	2,230,374	4,500	2,376,533	26,819,267	115,022,900	23%
<b>TOTAL</b>								
<b>2019</b>								
January	78,615,200	45,193	1,231,332		1,276,525	37,433,475	117,325,200	32%
February	83,850,700	120,407	3,630,186		3,750,593	25,387,707	112,989,000	22%
March	79,635,900	117,534	2,566,872		2,684,226	40,751,574	123,071,700	33%
April	84,372,600	240,891	2,674,092	7,100	2,922,083	31,045,317	118,340,000	26%
May	85,946,000	163,822	4,683,636	109,500	4,956,958	45,210,942	136,113,900	33%
June	96,622,200	98,995	7,626,119	30,000	7,755,114	17,662,086	122,039,400	14%
July	104,717,400	117,626	2,750,076	4,400	2,867,702	19,618,398	127,203,500	15%
August	101,985,200	263,684	4,797,924	20,100	5,081,708	22,690,792	129,757,700	17%
September	104,149,900	222,064	3,880,278	7,300	4,109,642	16,773,458	125,033,000	13%
October	107,018,600	460,042	9,481,866	4,600	9,946,508	10,778,662	127,743,770	8%
November	102,271,900	391,315	4,385,586	9,300	4,786,201	14,637,899	121,696,000	12%
December	96,686,300	5,058	2,837,604	950	2,843,612	25,236,088	124,766,000	20%
6 mos	616,829,300	1,459,789	28,133,334	46,650	29,635,373	109,735,297	756,199,970	15%
12 mos	1,125,871,900	2,246,631	50,545,571	193,250	52,980,872	307,226,398	1,486,079,170	21%

## 2019-2020 Building Permits

	County	County	City	City	City & County	City & County	Land Disturbance		Plan	House		
	Residential	Commercial	Residential	Commmercial	Plumbing	Mechanical	Permits	Sign	Review	Moving	County Fees Paid	City Fees Paid
July	20	0	18	2	35	32	7	0	1	0	\$18,669.00	\$12,196.50
August	21	2	6	6	27	21	8	0	0	0	\$38,862.50	\$14,797.50
September	26	0	19	4	42	21	6	0	1	0	\$14,945.00	\$23,936.50
October	26	2	19	4	45	25	2	0	0	0	\$28,064.00	\$16,054.00
November	17	1	12	1	30	28	5	0	0	0	\$16,458.00	\$9,405.00
December	17	1	8	4	22	44	1	0	1	0	\$16,902.50	\$6,356.00
January												
February												
March												
April												
May												
June												
<b>Total</b>	<b>127</b>	<b>6</b>	<b>82</b>	<b>21</b>	<b>201</b>	<b>171</b>	<b>29</b>	<b>0</b>	<b>3</b>	<b>0</b>	<b>\$133,901.00</b>	<b>\$82,745.50</b>

**Engineering Projects Report     January 8, 2020**

Project	Current Status	Dates
<b>127 South Utility Relocation</b>	The City received minor changes to the plans and the overall geometry of the roadway did not change. The TDOT Utility personnel informed us that the project is moving forward.	
<b>Northwest Connector Phase 3</b>	The City has received revisions to the previously approved acquisition and the City Attorney and staff are developing a plan to address the revisions. The bid letting date is set for August 13, 2021.	Bid Letting 2021
<b>Northwest Connector Phase 2</b>	The City Attorney has started the title searches and City Staff has started coordinating the appraisals. The utility engineers are developing the easements. The bid letting date has been moved to August 13, 2021.	Bid Letting 2021
<b>Downtown Sidewalks</b>	The Engineer is moving forward with the design. The City has been given the notice to proceed on the NEPA document.	Award Bid February 2020
<b>Brookhaven Subdivision and Highland Lane Waterline Upgrade</b>	The Contractor started January 8th.	Completion July 2020
<b>Old Lantana Road, County Seat and Southbend Waterline Replacement</b>	The Engineer has started the environmental permits and easement drawing. A construction start date will be established once the easements are acquired.	
<b>Bridges for Trails at Meadow Park</b>	The foundations are in place and the Street Department will start the abutments when they get caught up on other work.	
<b>Quail Hollow Court</b>	The Exhibit "A" document required for the sale of the property will be updated when the Airport Layout Plan is updated during the next year.	
<b>Main Street and Lantana Traffic Signal Replacement</b>	The design phase is complete and approved. The City has been given notice to start the Right Of Way process and Right Of Way plans have been submitted to TDOT. All Right of Way information has been submitted to TDOT and we are awaiting on an approval from TDOT.	Bid Award October 2019
<b>Fourth Street and West Avenue Traffic Signal Replacement</b>	The Engineer is addressing the comments from the TDOT review. A utility coordination meeting is forthcoming.	Bid Award September 2019
<b>Meadow Park Water Filtration Plant Sewer Project</b>	The Engineer and City Staff are coordinating the TDOT permit for the installation along Lantana Road.	Schedule will be forthcoming
<b>Raw Water Study Garrison Park</b>	The Engineer is in the process of submitting the permit application. This project is complete and will be removed from this report.	Completion December, 2019
<b>Meadow Park Pavilion</b>	City Maintenance Crews have started the installation.	
<b>Airport Tree Removal</b>	All existing easement information is under review and a plan is being devised to remove the obstructions.	
<b>Catoosa 127 North Water Tank CDBG 2018 Sewer Project</b>	Tank plans have been submitted to TDEC for approval. The only work remaining is manhole rehab and cleanup.	Completion January, 2020
<b>Underwood Street Sidewalk</b>	Acquisition documents have been turned over to the City attorney so that City Staff can negotiate the acquisitions.	
<b>Tulip Drive Sewer Installation</b>	The plans are complete and the City is awaiting the payment of the fees.	
<b>Homestead Water Tank Painting and Caboose Painting</b>	The Contractor has demobilized and the Engineer and City Staff are working with the City Attorney on this project.	Completion October, 2019
<b>Airport ALP</b>	TDOT is reviewing the engineering contract.	
<b>Airport Maintenance Hangar Rehab</b>	The Contractor is in the process of submitting shop-drawings. All inside work will be completed This winter and the roof repair will occur in the spring.	
<b>Meadow Park Water Filtration Master Meters</b>	The Engineering Department has started developing a master meter design to measure the water leaving the Meadow Park plant. This project is not in the current budget and will be discussed during the budget season.	
<b>Meadow Park Sludge Collection Rebuild</b>	The contracts for this project will be signed after the City Council approval and a schedule will be forthcoming.	
<b>Industrial Blvd and Highway 127 Intersection Waterline Rehab</b>	Plans and a bid package have been developed in-house. The TDOT and TDEC permits have been submitted. This project will bid in early spring.	
<b>Miller Avenue Sewer Force main Replacement</b>	The City has started acquiring the easements and the Engineer has submitted the plans to TDEC for approval.	
<b>Cook Road Sewer Extension</b>	The fees have been paid and the plans have been submitted to TDEC.	
<b>Bee Hive Lane Water Extension</b>	The plans are complete and the City is awaiting the payment of the fees.	
<b>Airport Rotating Beacon Light</b>	The light will be ordered after City council approval and City Crews will install the light.	
<b>Private Developments</b>		
<b>The Gardens Phase 8 Subdivision Plat 2</b>	(No Change) Water and sewer installation is complete and the City has accepted the utilities. Road work has not been started.	
<b>Waverley Place and Tree House Plantations Subdivision</b>	(No Change) The Developer is looking at different development options. This development may change in type, shape and name. Water and sewer plans have been submitted to TDEC and the TDEC approval has expired.	
<b>Crossroad Village Subdivision Phase 3</b>	Unit 1 of this phase is complete. The City has accepted the completed water and sewer in Unit 2 of this phase. Road construction is all that remains.	
<b>Crossroad Village Subdivision Phase 5</b>	Water and sewer plans have been approved by TDEC and the developer has started clearing the subdivision.	
<b>Maple Glen-Dorton Woods Phase</b>	The developer has started the clearing of the subdivision.	

**CITY OF CROSSVILLE  
DEBT**

	<u>END DATE</u>	<u>INT RATE</u>	<u>12/31/2019 LOAN BALANCE</u>	<u>PRINCIPAL PAYMENT</u>	<u>INTEREST PAYMENT</u>
GENERAL FUND					
LOC- TMBF - Radio System E-911	2028		\$ -	paid off	
Series A Bonds 25 Yrs	2024		\$ 313,000	\$ 59,000	\$ 5,000
Series B Bonds 16 Yrs	2037	3.18%	\$ 4,015,000	\$ 20,000	\$ 122,413
	2028	2.67%	\$ 2,315,000	\$ 220,000	\$ 63,731
			\$ -		
			<u>\$ 6,643,000</u>	<u>\$ 299,000</u>	<u>\$ 191,144</u>
Water & Sewer Fund					
23008 TMBF Refund 3 RUD Loans 2014	2034		\$ 3,186,748	\$ 180,420	\$ 48,072
23009 SRF 12-116 Downtown Waterline	2035	1.87%	\$ 1,081,435	\$ 248,328	\$ 25,332
23010 SRF 2015 I/I (CW1 15-346)	2035	1.61%	\$ 1,539,334	\$ 76,164	\$ 24,840
23116 SRF 00-020 MPL Plant (water)	2024	1.77%	\$ 1,260,125	\$ 325,344	\$ 22,560
23118 SRF 2010 - WWTP CWA 2009-225	2032	2.88%	\$ 1,056,578	\$ 305,268	\$ 46,488
23119 SRF 2010 WTR Harvesting 2009-087 (Tansi)	2032	2.83%	\$ 1,183,821	\$ 338,160	\$ 51,000
23245 2012 Series C Bonds	2032	2.95%	\$ 8,125,000	\$ 145,000	\$ 237,994
			<u>\$ 17,433,041</u>	<u>\$ 1,618,684</u>	<u>\$ 456,286</u>
CATOOSA					
23007 TMBF/Refund '05 Bonds	2028		\$ 2,645,000	\$ 245,000	\$ 50,000
23008 TMBF Refund 3 RUD Loans 2014	2034		\$ 1,982,252	\$ 110,580	\$ 35,000
			<u>\$ 4,627,252</u>	<u>\$ 355,580</u>	<u>\$ 85,000</u>
			<u><b>\$ 22,060,293</b></u>	<u><b>\$ 1,974,264</b></u>	<u><b>\$ 541,286</b></u>

\$ 28,703,293

The City carries debt for E-911.

Grant Agency	Project	ARRA	Amount			%				Money Spent	Money Received	To Be Received
			Grant	Local	Total							
<b>AWARDED:</b>												
Dept. of Justice	bulletproof vests	No	\$ 35,653.05	\$ 35,653.05	\$ 71,306.10	50/50	on-going/Federal Funds 100%		\$ 62,922.12	\$ 32,083.78		
THSO Alcohol Saturation/Checkpoint Grant	Alcohol Saturation-2019	No	\$ 25,000.00	\$ -	\$ 25,000.00	100%	\$25,000 Federal Funds					
HIDTA	Drug Task Force Overtime		\$ 18,000.00	\$ -	\$ 18,000.00		\$18,000 Federal Funds					
TDEC-LPRF	Garrison Park Redevelopment		\$ 500,000.00	\$ 500,000.00	\$ 1,000,000.00		\$500,000 State Funds		\$ 748,421.49	\$ 374,219.73	\$125,859.88	
TDOT-Aeronautics	Airport Maintenance 19/20		\$ 15,000.00	5%			Federal Funds \$0/State \$15,000		\$ 3,765.60	\$ 3,577.22		
TDOT-Aeronautics	Seal/Stripe Runway		\$ 603,513.00	\$ 33,528.00	\$ 670,570.00	95/5	Federal Funds \$603,513/State \$33,528/Local \$33,528		\$ 34,022.00	\$ 595,880.61		
TDOT-Aeronautics	Airport Layout Plan		\$ 190,000.00	\$ 10,000.00	\$ 200,000.00	95/5	Federal Funds \$180,000/State \$10,000/Local \$10,000		\$ 10,000.00			
TDOT-Aeronautics	Maintenance Hangar Rehab		\$ 209,782.00	\$ 24,682.00	\$ 234,554.00	89/11	Federal Funds \$198,144/State \$11,728/Local \$24,682		\$ 24,682.00			
TDOT-TAP	Downtown Sidewalks/Lights		\$1,299,651	\$ 324,912.84	\$1,624,564	80%	\$1,299,651 Federal Funds/\$342,912.84 Local					
TDOT-Surface Trans	Northwest Connector		\$ 715,799.00	\$ -	\$ 715,799.00		Federal Funds \$715,799		\$ 1,313,415.21	\$ 608,626.89	\$440,046.48	
TML	Safety Partners Grant 19-20		\$ 3,000.00	\$ 3,000.00	\$ 6,000.00				\$ -	\$ -		
TNECD	Three Star 19-20		\$40,000	\$ -	\$40,000	100%						

AWARDED:	Grant Agency	Project	ARRA	Amount			%	Money Spent	Money Received	To Be Received	Budget
				Grant	Local	Total					
1	TDOT	Lantana Rd. Utility Reloc	No					\$ 806,354	\$ 805,594.85	\$ 758	413-52390-934-020
2	TDOT	127S Utility Reloc	No					\$ 238,369	\$ 20,437.69	\$ 217,932	413-52390-934-011
3	TDOT	Livingston/Miller	No					\$ 169,950			413-52390-934-021
7	Rural Development	Catoosa water tank - Hwy. 127N		\$ 160,500.00	\$ 890,000.00	\$ 1,050,500.00	160,500 Federal Funds				
8	CDBG-2018	Sewer Rehabilitation	No	\$525,000	\$ 299,329.00	\$ 824,329.00	\$525,000 Federal Funds	495,252.00	114,830.22	211,347.29	413-33198
<b>TOTALS</b>				<b>\$ 685,500.00</b>	<b>\$ 1,189,329.00</b>	<b>\$ 1,874,829.00</b>					