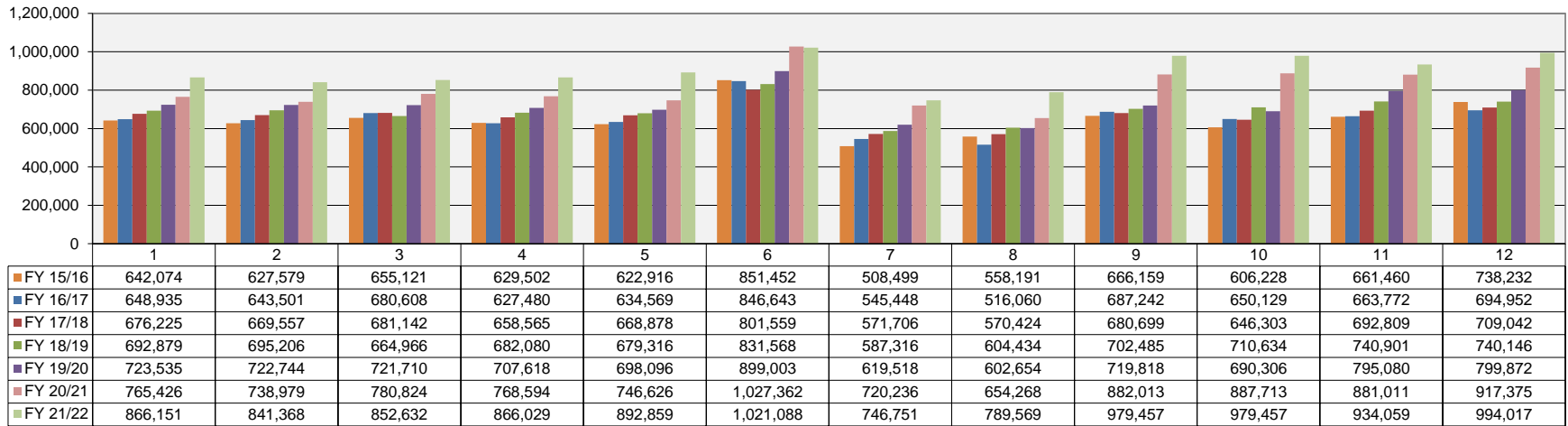
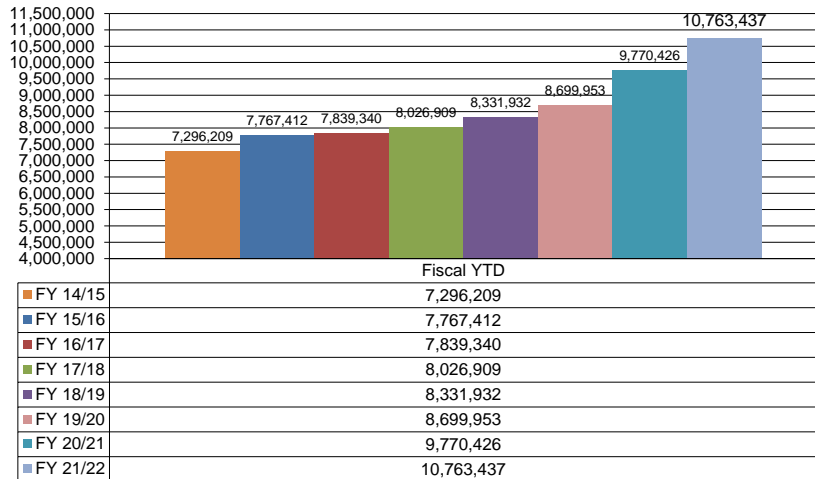


Sales Tax



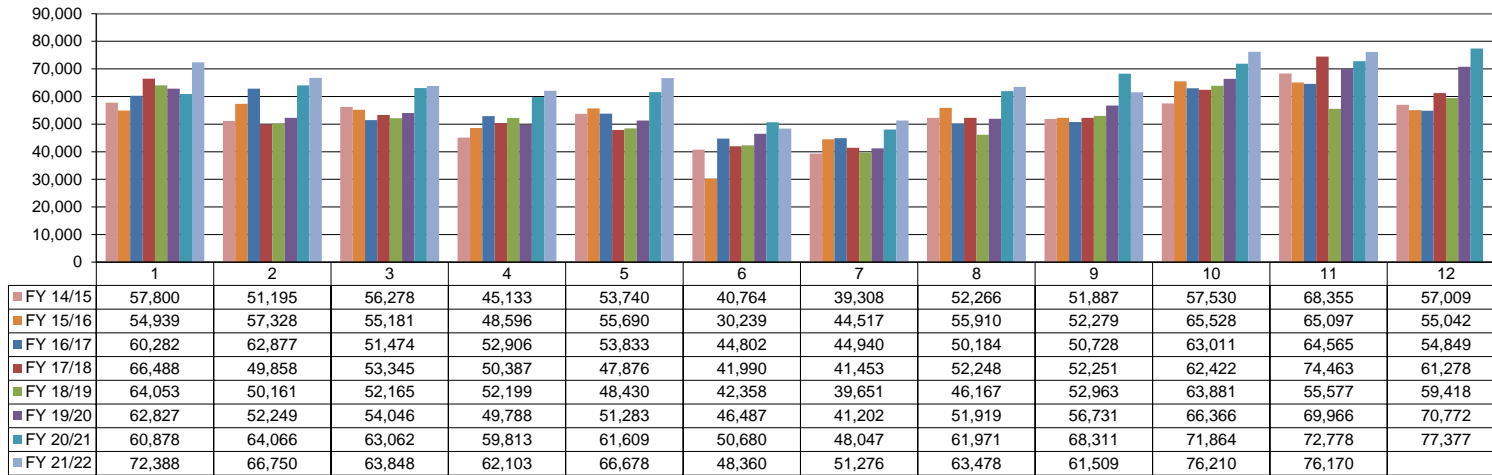
Sales Tax Revenue Year-to-Date



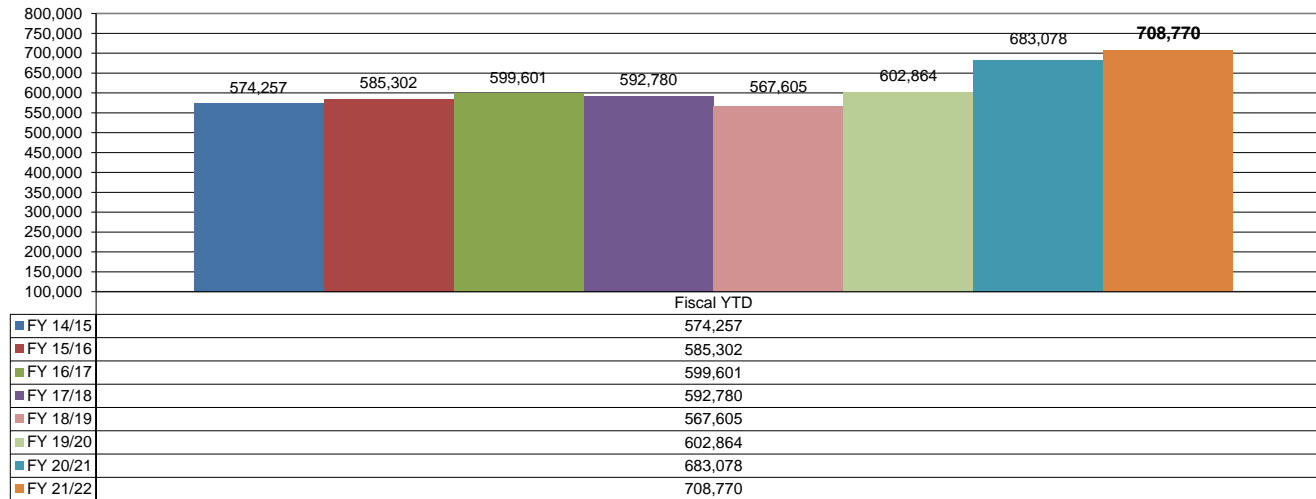
*COLLECTIONS IN THE CITY OF CROSSVILLE		\$	2,005,521.51
State of TN Cost of Administration	1.125%	\$	22,562.12
Net Collections (sent to Trustee's office)		\$	1,982,959.39
Local Option Out of State Distribution		\$	24,904.86
Trustee of Cumberland County	1%	\$	19,829.59
Net To Be Distributed		\$	1,988,034.66
CITY OF CROSSVILLE SPLIT			
Check to City of Crossville		\$	994,017.33
Check to Cumberland County Board of Education		\$	994,017.33

*Totals reported in July but actually collected in May

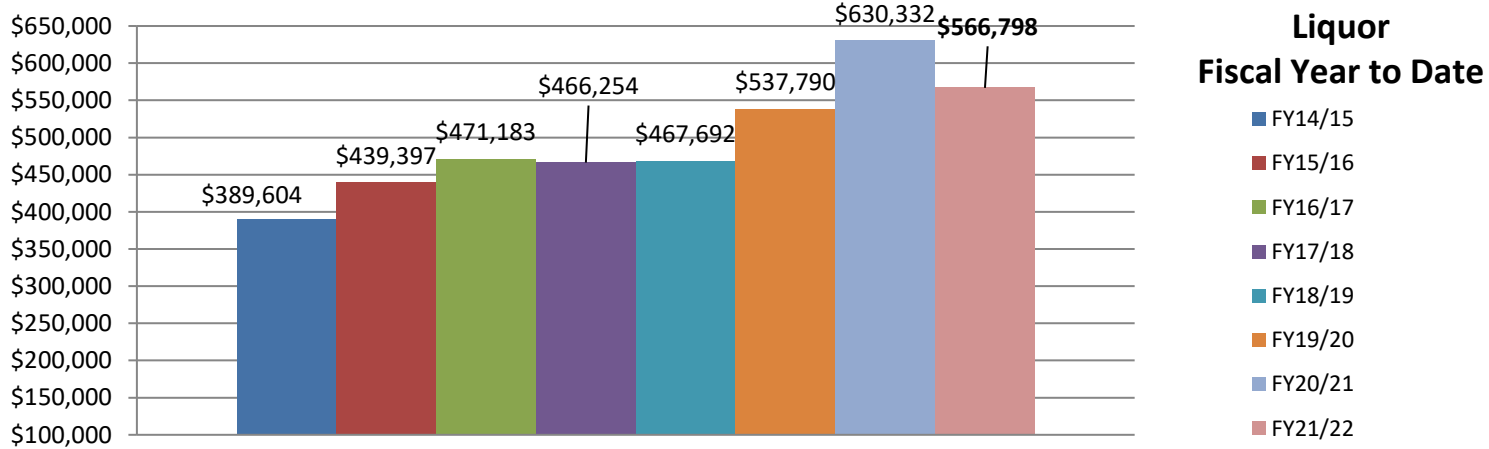
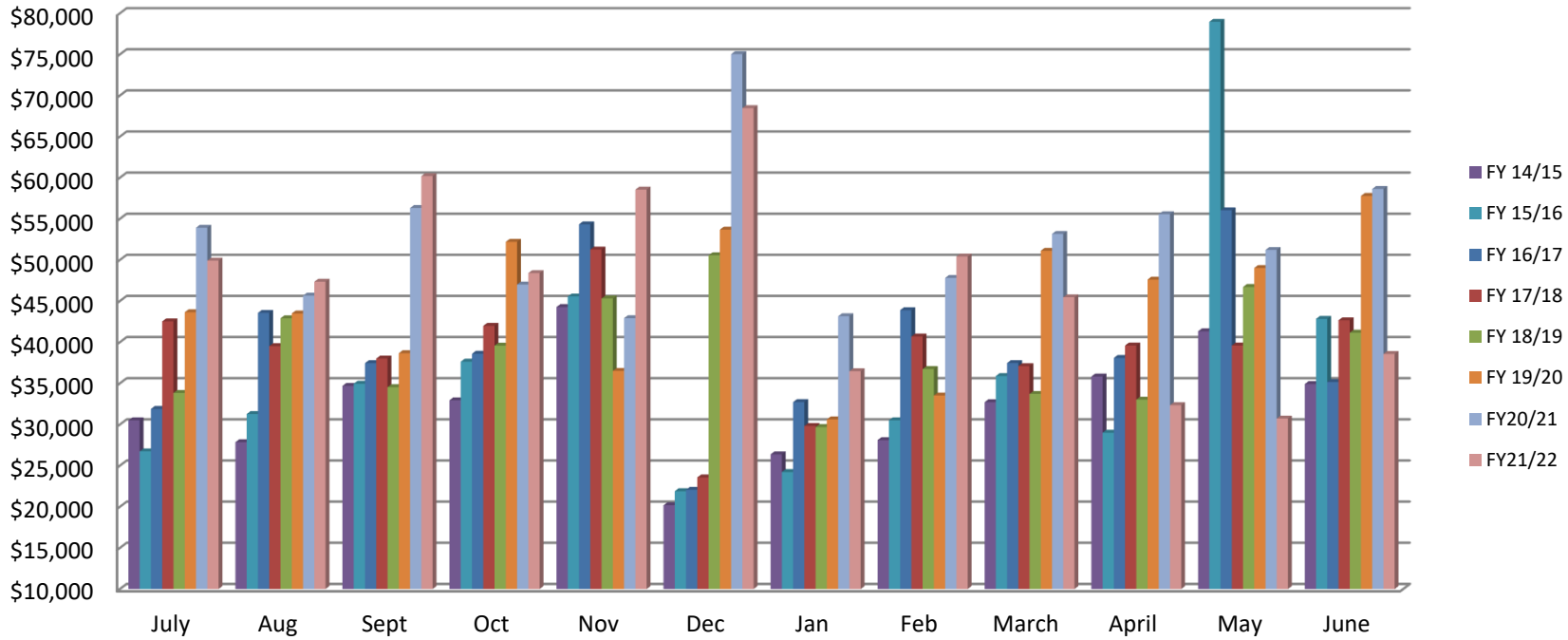
Wholesale Beer Tax

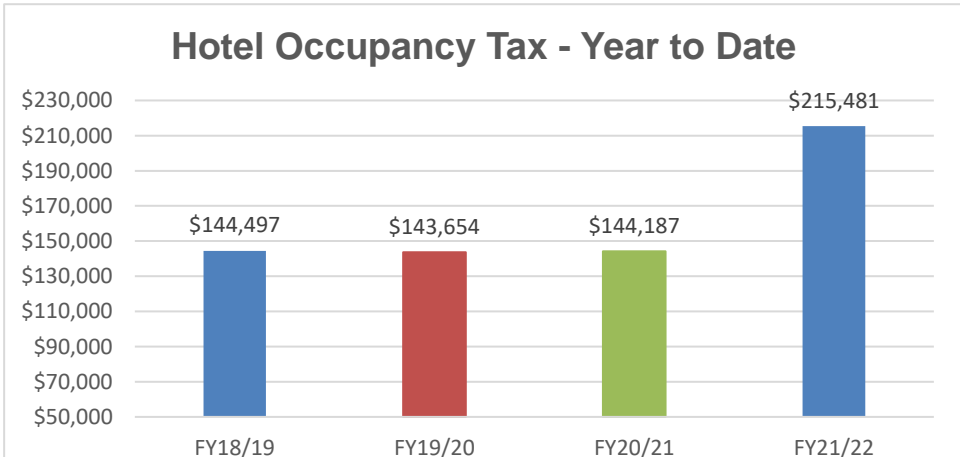
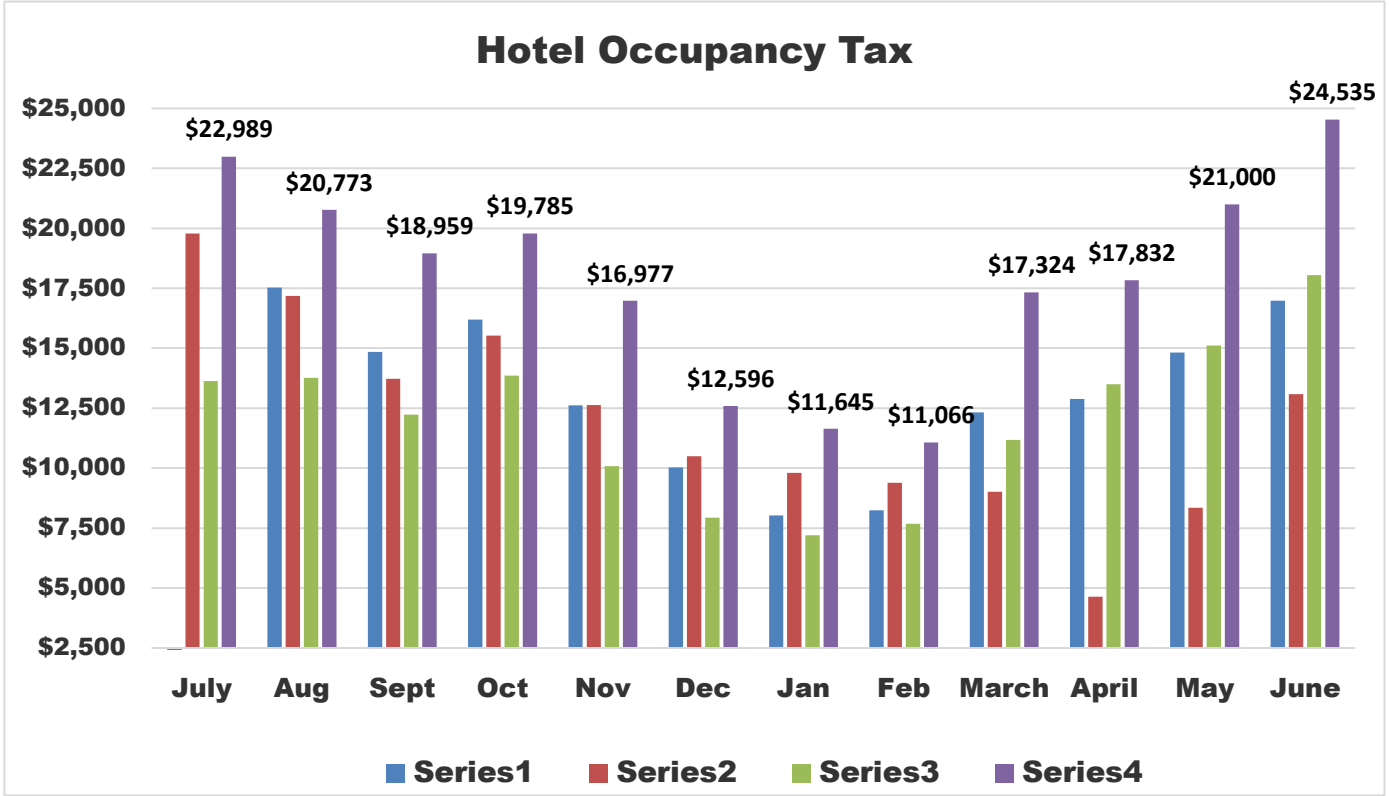


Wholesale Beer Tax Revenue Year To Date



Liquor Income





Monthly Stats

July 2022

CITATIONS		OFFENSES		ARRESTS	
Ran Stop Sign	1	Burglary	2	Theft from Building	1
Speeding	2	Theft from Building	2	Fraud	7
Seat belt Violation	10	Forgery	1	Shoplifting	5
Child Restraint Violation	1	Theft from Vehicle	1	Assault	5
Ran Traffic Light	1	Theft All Other	1	Domestic Assault	3
Registration Violation	10	Fraud	5	Viol. OP/Bond Conditions	10
Light Law Violation	5	Assault	1	Drug Violation	12
Violation of Muffler Law	1	Shoplifting	3	Drug Equipment	9
Insurance Violation	16	Violation of OP	1	Weapons Law Violation	2
Improper Use of Lane	2	Rape	1	Vehicle Theft	1
Litter Law Violation	1	Lost property	3	Vandalism	1
Animal at Large Viol.	1	Death	2	DUI	4
Due Care	1	Drug Violation	1	Viol. Implied Consent	1
Hands Free in School		Drug Equipment	3	Disorderly Conduct	2
Zone	2	Vehicle Theft	1	Resisting/Evading Arrest	7
		Counterfeit	4	DOR/DOS/No DL	14
		Verbal Domestic	1	Hit & Run	8
		Vandalism	10	Public Intoxication	9
		Harassment	1	Criminal Trespass	9
		Robbery	1	Reckless Endangerment	8
		Weapons Law Violation	2	Altered Tag	1
		Forcible Fondling	1	Sex Offender Violation	1
		Overdose	2	Poss. Of Stolen Property	1
		Recovery	1	Sexual Battery	1
		Sex Offender Violation	1	Assault of an Officer	3
		Suicide	1	Tampering with Evidence	1
		Child Neglect	1	Warrant	21
TOTAL	54	TOTAL	54	TOTAL	147
SPEED WARNINGS	0	JUVENILE ARRESTS		TOTAL CALLS	2218
WARNINGS	0	Underage Consumption		ANIMAL CONTROL CALLS	57
JUVENILE CITATIONS		Unruly Juvenile		ACCIDENTS	
Registration Violation				Fatality	0
Muffler Law Violation				With Injury	13
Insurance Violation				Without Injury	25
				Minor	78
TOTAL	0	TOTAL	0	TOTAL	116

* Provided traffic and crowd control for Pro-Troop Rally and Fireworks on July 4th.

* K9 Demonstration on July 11th.

* Provided traffic and crowd control on July 23rd for the Cruise In.

* Participated in the Health Fair at TCAT on July 26th.



CROSSVILLE POLICE DEPARTMENT

STAT COMPARISONS

JULY 2022 TOTAL CALLS - 2,218

JUNE 2,336 YEAR TO DATE - 16,549

SPECIAL EVENTS

PRO TROOP RALLY

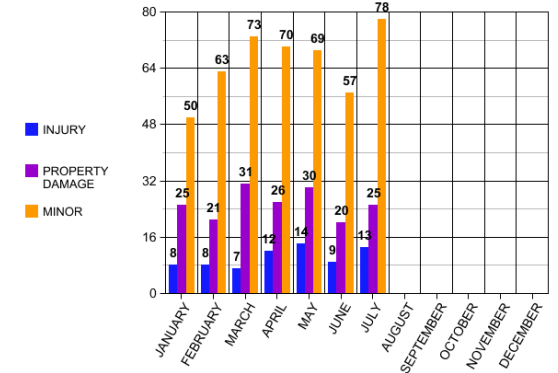
CENTENNIAL FIREWORKS

K9 DEMO

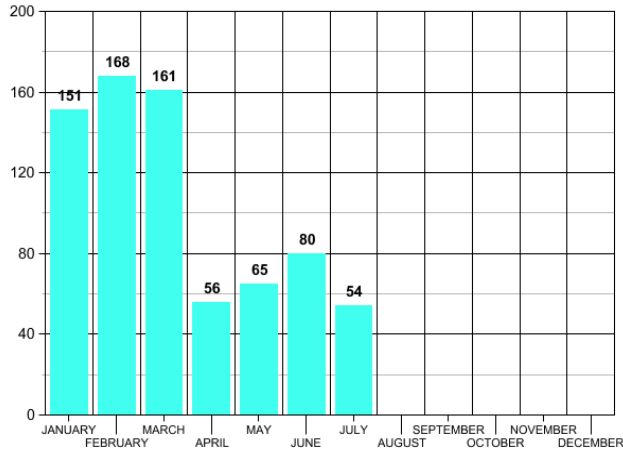
CRUISE IN

HEALTH FAIR TCAT

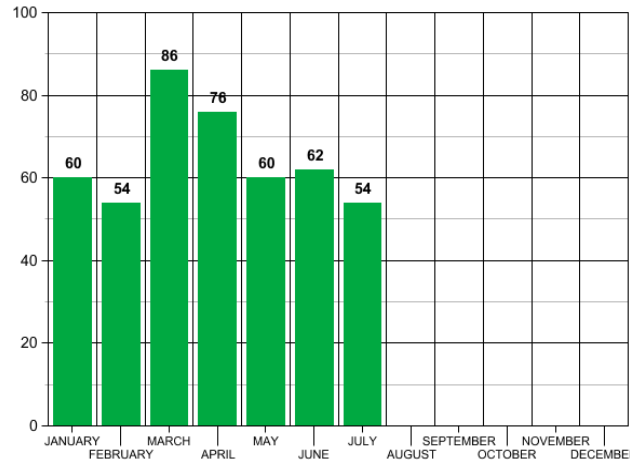
TOTAL MONTHLY ACCIDENTS



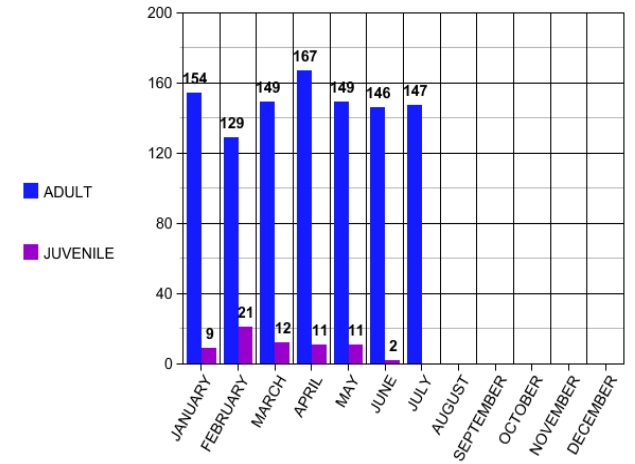
TOTAL MONTHLY CITATIONS



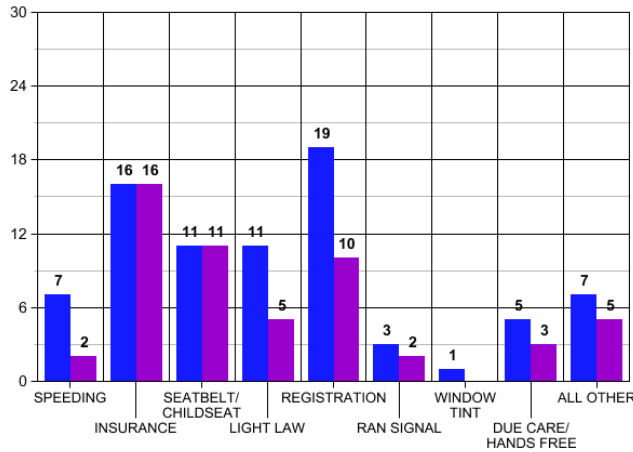
TOTAL MONTHLY OFFENSES



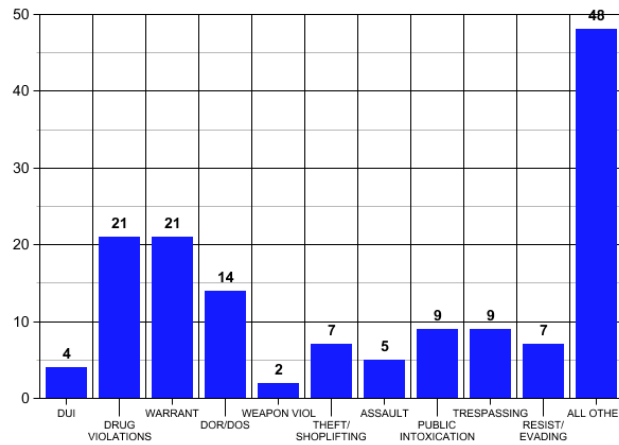
TOTAL MONTHLY ARREST



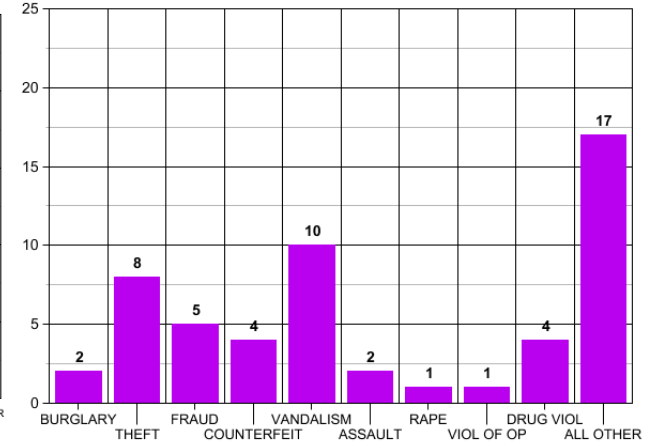
PREVIOUS MONTH CITATION COMPARISON



ARREST BY CATEGORY



OFFENSE BY CATEGORY





CROSSVILLE POLICE DEPARTMENT

STAT COMPARISONS

YEAR TO YEAR — JULY 2022

CALLS

2021— 14,899 2022— 16,549

CITATIONS

2021— 549 2022— 736

OFFENSES

2021— 543 2022— 452

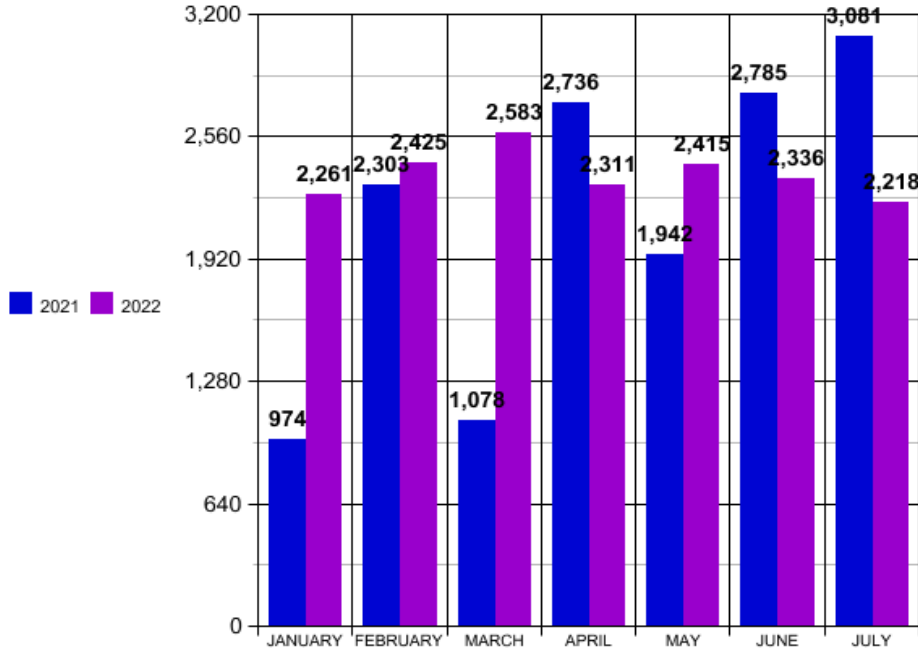
ARREST

2021— 1,186 2022— 1,107

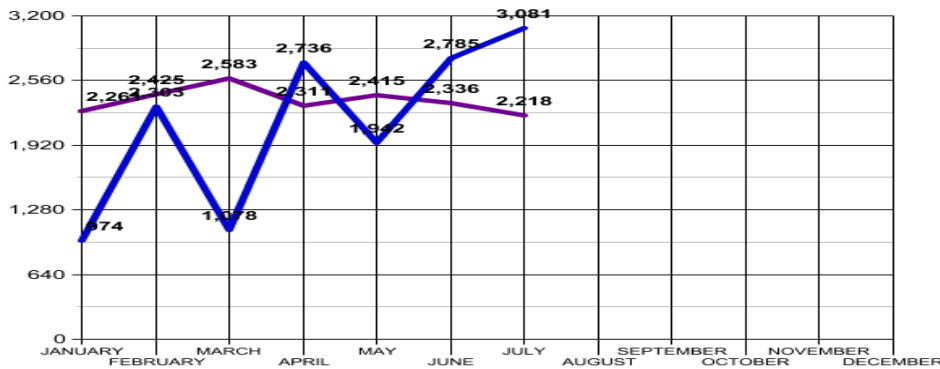
ACCIDENTS

2021— 645 2022— 708

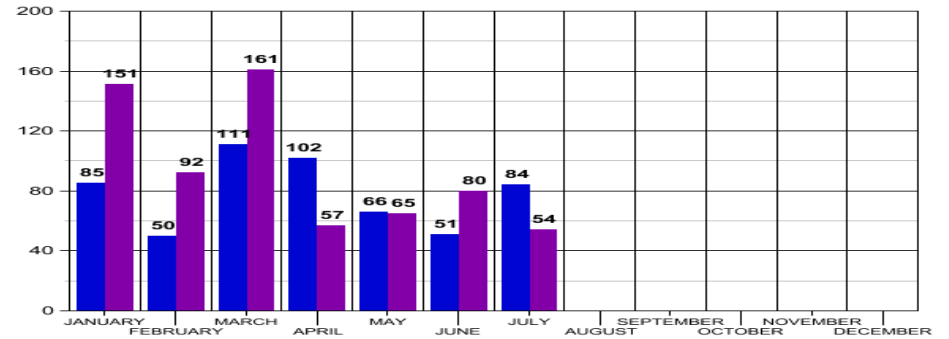
TOTAL CALLS



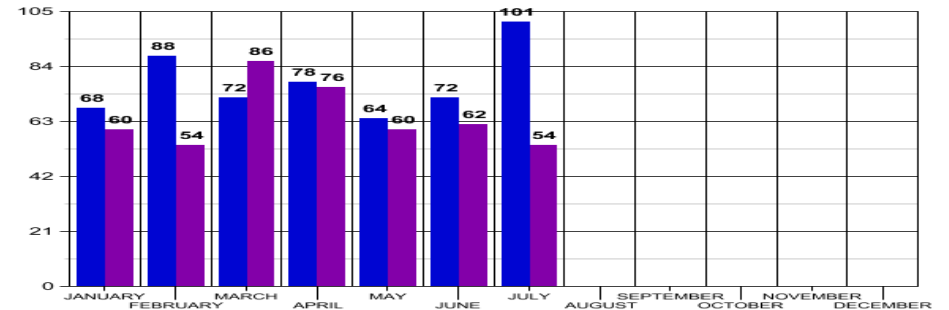
TOTAL CALLS



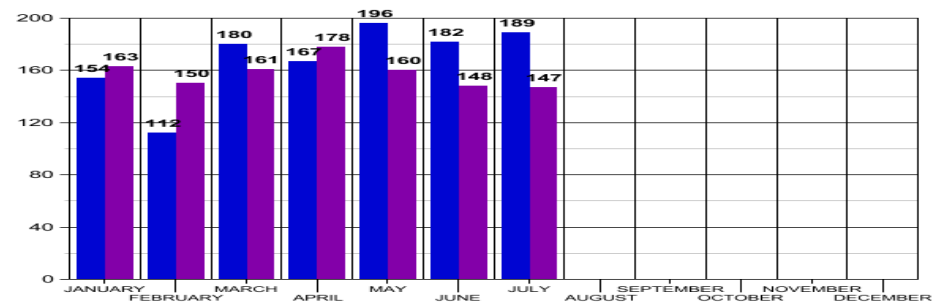
TOTAL CITATIONS



TOTAL OFFENSES



TOTAL ARREST





Crossville Police Department Stats

July Total Calls: 2218

July Total Monthly Citations: 54

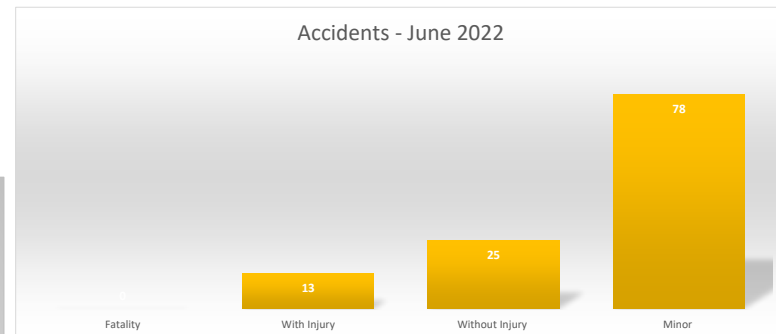
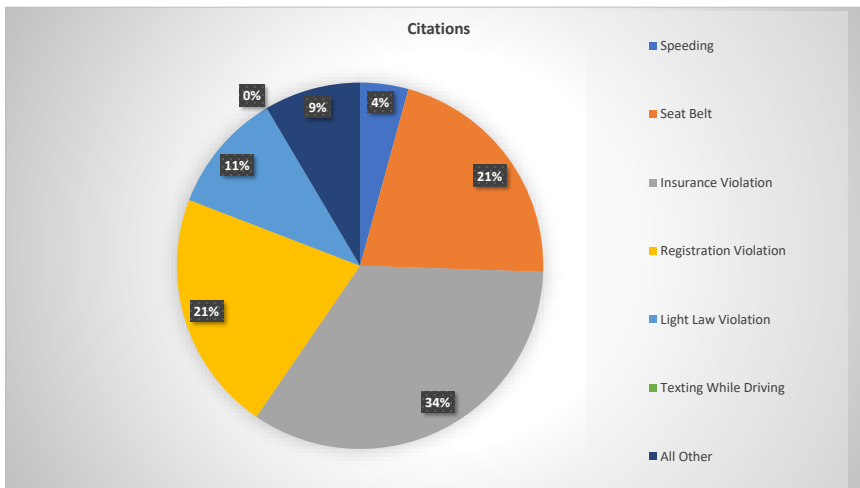
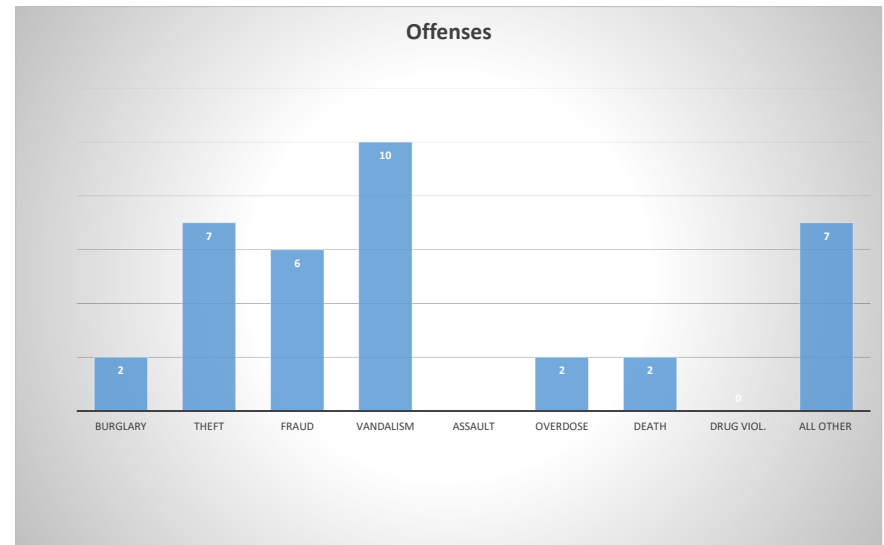
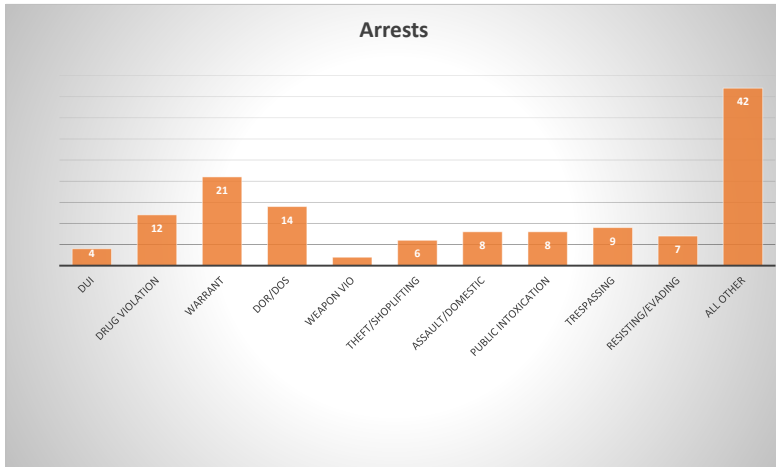
Special Events

*Provided traffic and crowd control for Pro-Troop Rally and Fireworks on the 4th

*K9 demonstration on July 11th

*Provided traffic and crowd control on July 23rd for the Cruise In

*Participated in the Health Fair at TCAT on July 26th



Crossville Fire Dept.

Crossville, TN

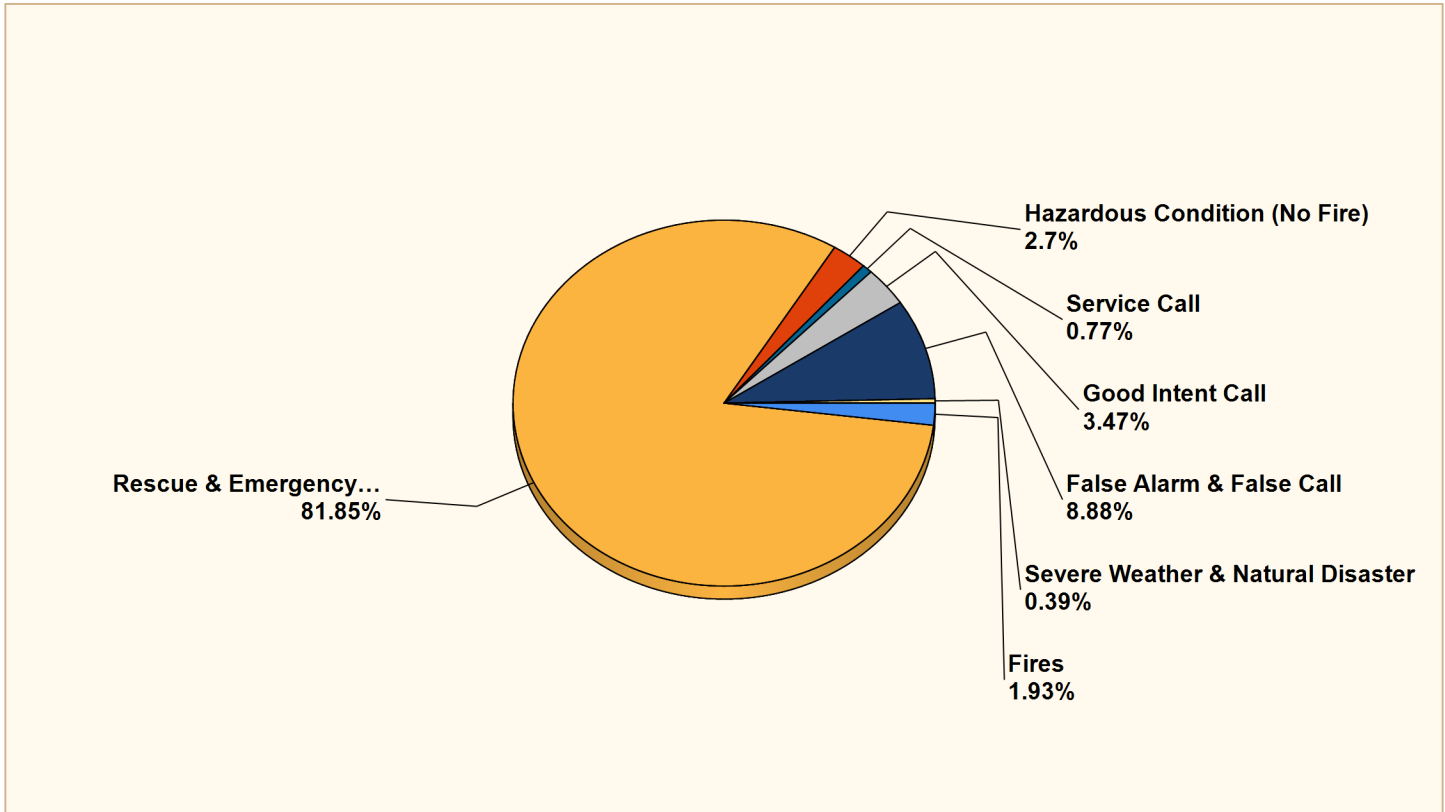
This report was generated on 8/3/2022 12:49:35 PM

CROSSVILLE



Breakdown by Major Incident Types for Date Range

Zone(s): All Zones | Start Date: 07/01/2022 | End Date: 07/31/2022



MAJOR INCIDENT TYPE	# INCIDENTS	% of TOTAL
Fires	5	1.93%
Rescue & Emergency Medical Service	212	81.85%
Hazardous Condition (No Fire)	7	2.7%
Service Call	2	0.77%
Good Intent Call	9	3.47%
False Alarm & False Call	23	8.88%
Severe Weather & Natural Disaster	1	0.39%
TOTAL	259	100%

Only REVIEWED and/or LOCKED IMPORTED incidents are included. Summary results for a major incident type are not displayed if the count is zero.



Detailed Breakdown by Incident Type

INCIDENT TYPE	# INCIDENTS	% of TOTAL
111 - Building fire	2	0.77%
113 - Cooking fire, confined to container	1	0.39%
132 - Road freight or transport vehicle fire	1	0.39%
141 - Forest, woods or wildland fire	1	0.39%
311 - Medical assist, assist EMS crew	2	0.77%
321 - EMS call, excluding vehicle accident with injury	186	71.81%
322 - Motor vehicle accident with injuries	19	7.34%
323 - Motor vehicle/pedestrian accident (MV Ped)	1	0.39%
324 - Motor vehicle accident with no injuries.	3	1.16%
353 - Removal of victim(s) from stalled elevator	1	0.39%
411 - Gasoline or other flammable liquid spill	1	0.39%
412 - Gas leak (natural gas or LPG)	3	1.16%
413 - Oil or other combustible liquid spill	1	0.39%
444 - Power line down	2	0.77%
542 - Animal rescue	1	0.39%
551 - Assist police or other governmental agency	1	0.39%
600 - Good intent call, other	5	1.93%
611 - Dispatched & cancelled en route	3	1.16%
651 - Smoke scare, odor of smoke	1	0.39%
700 - False alarm or false call, other	2	0.77%
733 - Smoke detector activation due to malfunction	1	0.39%
734 - Heat detector activation due to malfunction	1	0.39%
735 - Alarm system sounded due to malfunction	3	1.16%
736 - CO detector activation due to malfunction	1	0.39%
740 - Unintentional transmission of alarm, other	2	0.77%
741 - Sprinkler activation, no fire - unintentional	1	0.39%
743 - Smoke detector activation, no fire - unintentional	2	0.77%
745 - Alarm system activation, no fire - unintentional	10	3.86%
814 - Lightning strike (no fire)	1	0.39%
TOTAL INCIDENTS:	259	100%

Total burn permits for July 2022

104

Jennifer Hall

Only REVIEWED and/or LOCKED IMPORTED incidents are included. Summary results for a major incident type are not displayed if the count is zero.



Crossville Fire Dept.

Crossville, TN

This report was generated on 8/8/2022 7:55:16 AM

CROSSVILLE



Daily Log Items per Activity Code for Date Range with Personnel

Activity Codes: Water Log - Commercial Water Log | Start Date: 07/01/2022 | End Date: 07/31/2022

Water Log - Commercial Water Log

START DATE	END DATE	DURATION (hh:mm)	STATION	APPARATUS	PERSONNEL	NOTES
07/05/2022 14:56:00					Tinch, Richard	loftis underground 1000gal
07/07/2022 05:44:00	07/07/2022 05:44:00	0:00			Caldwell, Wesley D	Rogers Group 600 Gal
07/07/2022 05:44:00	07/07/2022 05:44:00	0:00			Caldwell, Wesley D	Rogers Group 600 Gal
07/07/2022 05:44:00	07/07/2022 05:44:00	0:00			Caldwell, Wesley D	Rogers Group 600 Gal
07/11/2022 13:20:00					Tinch, Richard	CHW Landscaping 2800Gal
07/11/2022 14:08:00					Tinch, Richard	CHW Landscaping. 2800gal
07/12/2022 11:30:00	07/12/2022 11:30:00	0:00			Mangas, Jeremy	500 gallons Rogers group
07/12/2022 12:42:00	07/12/2022 12:42:00	0:00			Connell , Jeff	CHW landscape 2800 gallons
07/12/2022 12:43:00	07/12/2022 12:43:00	0:00			Connell , Jeff	CHW landscape 2800 gallons
07/15/2022 06:44:00	07/15/2022 06:45:00	0:01			Earhart, Donald E	CHW 3000 gallon
07/22/2022 06:23:00	07/22/2022 06:23:00	0:00			Cole , Dylan	Rogers group 500 Gallons *no dial reading due to time water truck filled up

Total Items: 11

Grand Total Items: 11

Displays all Daily Log Items with personnel list for DATE RANGE and ACTIVITY CODE, grouped by Activity Code



emergencyreporting.com

Doc Id: 1668

Page # 1 of 1

	Consumption	Water loss - flushing	Water loss - leaks	Water loss-fire fighting	Total Internal Use	Unaccounted-for Water	Pumped Water	LOSS %
2021								
January	93,463,400	22,070	7,649,781	5,800	7,677,651	27,692,849	128,833,900	21%
February	94,206,800	78,088	2,356,689		2,434,777	20,589,923	117,231,500	18%
March	94,540,400	40,343	3,181,332	50,000	3,271,675	27,561,625	125,373,700	22%
April	86,949,700	133,423	1,802,149	9,000	1,944,572	25,838,128	114,732,400	23%
May	101,064,800	44,602	11,929,620	5,730	11,979,952	14,773,648	127,818,400	12%
June	112,233,100	471,537	4,288,911	3,200	4,763,648	8,284,552	125,281,300	7%
July	107,026,900	111,999	2,235,582	15,500	2,363,081	13,768,719	123,158,700	11%
August	103,218,000	671,324	3,817,170	120,300	4,608,794	17,637,706	125,464,500	14%
September	115,996,500	119,932	3,178,193	725	724,475	1,888,425	118,609,400	2%
October	104,282,500	56,059	3,100,908	3,100	3,160,067	9,959,133	117,401,700	8%
November	103,687,800	125,744	2,893,068	15,200	3,034,012	2,342,088	109,063,900	2%
December	99,522,100	170,214	2,088,450	21,150	2,279,814	5,623,866	107,425,800	5%
2022								
January	96,480,200	81,734	1,193,520	26,300	1,301,554	19,108,113	116,889,867	16%
February	85,713,300	90,186	6,599,655	18,800	6,708,641	8,226,759	100,648,700	8%
March	99,417,600	50,686	1,768,173	6,250	1,825,109	7,587,191	108,829,900	7%
April	91,940,100	532,444	1,085,494	29,850	1,647,788	14,340,712	107,928,600	13%
May	92,160,900	272,159	5,094,446	1,450	5,368,055	29,512,045	127,041,000	23%
June	102,704,000	287,416	3,408,224	19,600	3,715,240	27,613,460	134,032,700	21%
July	103,880,600	235,854	5,925,760	18,000	6,179,614	18,664,386	128,724,600	14%
August								
September								
October								
November								
December								
TOTAL:								
6 mos	575,816,500	1,468,746	23,881,752	93,950	25,444,448	105,944,552	707,205,500	15%
12 mos	1,199,003,600	2,693,753	40,153,061	280,725	40,553,164	162,503,883	1,402,060,667	12%

Utility Maintenance

Jul-22 Monthly Report

Locations: 352

Backflows Tested: 48

Grinder Pumps Sold: 7

Preliminary Inspections: 1

Final Inspections: 3

Replacement Pumps 0

Grinder Pumps Repairs 24

<u>Meter:</u>	Turn-Ons	24
	Turn-Offs	28
	Occupant Changes	78
	Reinstates	31
	Checks, Replacement, Repair	5
	Water Taps	10
	Main Line Leaks	3
	Service Repairs	3

Total Water Loss: 1,021,719.3 gals.

Sewer Taps 7

Sewer Line Repairs 4

Graves 4

Pipe Installed

90' of 3/4" copper
12' of 2"pvc

Monthly Summary

Replaced Aproximately 5 3/4
water meters due to meter or AMR malfunctioning
Read meters, Did service orders and customer complaints

Tested 48 backflows devices
Finished up road bores for Catoosa department

Water leaks repaired:

269 North Main Street 3/4 galvanized
34 Music rd. at County Complex 6"pvc
609 West ave. 3/4 Galvanized
68 Hamby Lane 6"pvc
240 Taylor st. 3/4 service tubing
268 Birchwood dr. 6"pvc

Water Taps:

387 Wells rd.
1039 Holiday Drive
568 Birchwood Drive
42 Hollytree
42 Hollytree Irrigation
1823 Sawmill Road
56 Skyview Meadow Drive
62 Skyview Meadow Drive
68 Skyview Meadow Drive
74 Skyview Meadow Drive

Sewer Taps

387 Wells rd.
1039 Holiday Drive
87 Dunbar Drive
56 Skyview Meadow Drive
62 Skyview Meadow Drive
68 Skyview Meadow Drive
74 Skyview Meadow Drive

Sewer Line Repairs:

194 Flamingo Drive
Air Relief's on Dubar Road
3" Main line from South School

Grinder pump finals

151 Homestead Drive
21 Oakmont ct.
2731 Cook Road

Grave Services

Malissa Davenport
Joseph Dombrowski
Jacob B. Hearndon
Wilma Burnett

Next Months Forecast

Replace AMR meters & ERTs as needed
Do water & sewer taps & graves
Repair Grinder pumps & cleanings & maint. checks
Test Backflows
Hydrant testing and/or maintenance
Maybe start 6" water line at the Airport

CATOOSA DEPARTMENT
WATER LOST
JULY 2022

MASTER PUMPS	WATER PURCHASED		
70-NORTH	14,922,600		
127 HWY	14,682,060		
GENESIS	4,924,200		
62 HWY	0		
TOTAL	34,528,860		
	WATER SOLD		
MASTER PUMP TOTALS	34,528,860		
LESS CUSTOMERS	22,439,000		
LESS 200 ACCOUNTS	4,371,600		
	7,718,260	% of Loss	22%
FIRE DEPARTMENT			
TANK CLEANING & FILLING	-		
METERED FILLING			
METERED FLUSHING	157,196		
UNMETERED FLUSHING	410		
UNMETERED LEAK	5,509,000		
BILL ADJUSTMENTS			
METERED LEAKS			
BULK SALES			
TOTAL	2,051,654	Total % Loss	6%

Permits Break Down Report

	City & County Mechanical	City & County Plumbing	City Residential	County Commercial	County Residential	House Moving	Not Defined	Total Permits	County Fees Paid	City Fees Paid	Total Fees Paid
July 2022	25	30	3	1	26	1	1	87	\$29,707.00	\$5,437.00	\$35,304.00
Total	25	30	3	1	26	1	1	87	\$29,707.00	\$5,437.00	\$35,304.00

From 07/01/2022 to 07/31/2022

Fee name	Designation	Total Amount Of Fees Paid	Date Created	Date Completed	Permit Number
Building Permit	County Residential	994.00	05/27/2022	7/15/2022	2022-227
	County Residential	1537.00	05/27/2022	7/13/2022	2022-228
	County Residential	982.00	06/02/2022	7/5/2022	2022-235
	County Residential	982.00	06/02/2022	7/5/2022	2022-236
	County Residential	994.00	06/27/2022	7/8/2022	2022-266
	County Residential	940.00	06/27/2022	7/8/2022	2022-269
	City Residential	1516.00	06/29/2022	7/11/2022	2022-276
	City Residential	1390.00	06/29/2022	7/11/2022	2022-278
	County Residential	943.00	07/01/2022	7/1/2022	2022-280
	County Residential	955.00	07/05/2022	7/6/2022	2022-281
	County Commercial	50.00	07/06/2022	7/6/2022	2022-283
	County Residential	949.00	07/06/2022	7/6/2022	2022-284
	County Residential	1192.00	07/06/2022	7/7/2022	2022-285
	City Residential	1736.00	07/06/2022	7/19/2022	2022-286
	County Residential	1006.00	07/06/2022	7/6/2022	2022-287
	County Residential	1306.00	07/07/2022	7/8/2022	2022-288
	County Residential	1240.00	07/07/2022	7/7/2022	2022-289
	County Residential	1519.00	07/08/2022	7/8/2022	2022-290
	County Residential	1219.00	07/08/2022	7/25/2022	2022-291
	County Residential	1204.00	07/08/2022	7/25/2022	2022-292

Fee name	Designation	Total Amount Of Fees Paid	Date Created	Date Completed	Permit Number
Building Permit	County Residential	919.00	07/11/2022	7/11/2022	2022-293
	County Residential	1081.00	07/11/2022	7/25/2022	2022-294
	County Residential	961.00	07/11/2022	7/15/2022	2022-295
	County Residential	1369.00	07/12/2022	7/19/2022	2022-296
	County Residential	853.00	07/20/2022	7/25/2022	2022-300
	County Residential	775.00	07/20/2022	7/22/2022	2022-301
	County Residential	703.00	07/22/2022	7/28/2022	2022-305
	County Residential	817.00	07/25/2022	7/25/2022	2022-307
	County Residential	745.00	07/25/2022	7/25/2022	2022-308
	County Residential	1027.00	07/25/2022	7/25/2022	2022-309
	Total: 30	31904.00			
Mechanical Permit	County Residential	60.00	12/21/2020	7/28/2022	2020-43
	County Residential	45.00	05/14/2021	7/18/2022	2021-327
	County Residential	45.00	06/04/2021	7/8/2022	2021-367
	County Residential	45.00	06/23/2021	7/25/2022	2021-407
	County Residential	45.00	06/24/2021	7/14/2022	2021-410
	County Residential	60.00	06/25/2021	7/20/2022	2021-412
	County Residential	60.00	07/16/2021	7/18/2022	2021-441
	County Residential	60.00	07/22/2021	7/12/2022	2021-454
	County Residential	60.00	08/04/2021	7/28/2022	2021-473
	City Residential	45.00	08/12/2021	7/1/2022	2021-506
	City Residential	75.00	09/13/2021	7/25/2022	2021-561
	County Residential	60.00	09/14/2021	7/25/2022	2021-566
	County Residential	45.00	10/25/2021	7/25/2022	2021-628
	County Residential	45.00	10/26/2021	7/11/2022	2021-632
	County Residential	90.00	11/08/2021	7/25/2022	2021-648
	County Residential	60.00	12/17/2021	7/27/2022	2021-720
	City Residential	45.00	12/20/2021	7/21/2022	2021-731
	City Residential	45.00	12/20/2021	7/21/2022	2021-732

Fee name	Designation	Total Amount Of Fees Paid	Date Created	Date Completed	Permit Number
Mechanical Permit	City Residential	45.00	12/27/2021	7/27/2022	2021-768
	County Residential	60.00	01/28/2022	7/29/2022	2022-49
	County Commercial	165.00	04/06/2022	7/28/2022	2022-133
	City Commercial	135.00	04/07/2022	7/28/2022	2022-143
	City Residential	45.00	04/22/2022	7/27/2022	2022-160
	City Residential	45.00	04/22/2022	7/28/2022	2022-162
	County Residential	45.00	06/09/2022	7/28/2022	2022-245
	Total: 25	1530.00			
Moving Fee	City Residential		12/01/2020	7/12/2022	2020-1
	Total: 1				
Plumbing Permit	County Commercial	165.00	04/06/2022	7/28/2022	2022-133
	City Commercial	135.00	04/07/2022	7/28/2022	2022-143
	County Residential	45.00	05/27/2022	7/15/2022	2022-227
	County Residential	75.00	05/27/2022	7/13/2022	2022-228
	County Residential	45.00	06/02/2022	7/5/2022	2022-235
	County Residential	45.00	06/02/2022	7/5/2022	2022-236
	County Residential	45.00	06/27/2022	7/8/2022	2022-266
	County Residential	45.00	06/27/2022	7/8/2022	2022-269
	City Residential	60.00	06/29/2022	7/11/2022	2022-276
	City Residential	60.00	06/29/2022	7/11/2022	2022-278
	County Residential	45.00	07/01/2022	7/1/2022	2022-280
	County Residential	45.00	07/05/2022	7/6/2022	2022-281
	County Residential	45.00	07/06/2022	7/6/2022	2022-284
	County Residential	45.00	07/06/2022	7/7/2022	2022-285
	City Residential	60.00	07/06/2022	7/19/2022	2022-286
	County Residential	45.00	07/07/2022	7/8/2022	2022-288
	County Residential	60.00	07/07/2022	7/7/2022	2022-289
	County Residential	60.00	07/08/2022	7/8/2022	2022-290
	County Residential	60.00	07/08/2022	7/25/2022	2022-291

Fee name	Designation	Total Amount Of Fees Paid	Date Created	Date Completed	Permit Number
Plumbing Permit	County Residential	60.00	07/08/2022	7/25/2022	2022-292
	County Residential	45.00	07/11/2022	7/11/2022	2022-293
	County Residential	60.00	07/11/2022	7/25/2022	2022-294
	County Residential	45.00	07/11/2022	7/15/2022	2022-295
	County Residential	60.00	07/12/2022	7/19/2022	2022-296
	County Residential	45.00	07/20/2022	7/25/2022	2022-300
	County Residential	45.00	07/20/2022	7/22/2022	2022-301
	County Residential	45.00	07/22/2022	7/28/2022	2022-305
	County Residential	45.00	07/25/2022	7/25/2022	2022-307
	County Residential	30.00	07/25/2022	7/25/2022	2022-308
	County Residential	45.00	07/25/2022	7/25/2022	2022-309
		Total: 30	1710.00		
	Grand Total: 86	35144.00			

Engineering Projects Report August 3, 2022

Project	Current Status	Dates
TDOT 127 South Utility Relocation	The bid has been awarded to Cleary Construction. We are awaiting the preconstruction meeting.	Bid Letting June 17, 2022
TDOT 127 North Utility Relocation Section 1	The utilities for this project are 43% financially complete as of July 31st. None of the installed utilities have been tested.	Target Completion Date June 30, 2025
TDOT 127 North Utility Relocation Section 4 (Fentress Cumberland County Line)	The utilities for this project are 35% financially complete as of July 31st. The contractor has started pressure testing the waterlines.	Target Completion Date August 31, 2026
TDOT 127 North Utility Relocation Section 2	A utility deconfliction meeting was held August 2nd and the City was informed by TDOT that the bid letting will be moved to 2025.	Bid Letting December 12, 2023
TDOT 127 North Utility Relocation Section 3	A utility deconfliction meeting was held August 2nd and the City was informed by TDOT that the bid letting will be moved to 2025.	Bid Letting December 12, 2023
Northwest Connector Phase 3	The utilities for this project are 53% financially complete as of July 31st. The gravity sewer is active on the east end and the waterline is active from the east end to VF mall.	Total Completion Date July 21, 2023 Finish from Genesis To Stout May 31, 2022
Northwest Connector Phase 2 Downtown Sidewalks	All appraisals work has been completed and the City is in the process of acquiring property. TDOT has requested the NEPA (National Environmental Policy Act) Document be updated. This process is a six month long process. City staff is working to finalize all easements.	Bid Letting 2023
Old Lantana Road, County Seat and Southbend Waterline Replacement	The City has reviewed the plans and the Engineer is revising the plans. A construction start date will be established once the easements are acquired.	
Bridges for Trails at Meadow Park Quail Hollow Court	A bid package has been developed for advertisement and a bridge company is reviewing the documents. This project will be advertised as soon as comments have been received. The Exhibit "A" document required for the sale of the property will be updated when the Airport Layout Plan is updated during this year.	
Main Street and Lantana Traffic Signal Replacement	This project has been bid and is awaiting bid approval.	
Fourth Street and West Avenue Traffic Signal Replacement	The City has received a draft set of ROW plans. A utility coordination meeting is forthcoming. This project has low priorities because the City will not have STP funds to fund construction for three to five years.	
Meadow Park Water Filtration Plant Sewer Project	The Engineer has created the exhibits for the easements. The City is in the process of acquiring the easements.	Schedule will be forthcoming
Raw Water Study (Meadow Park Lake Expansion)	The firms have started the field work for the stream quantification.	
Airport Obstruction Removal Underwood Street Sidewalk	The City received one bid and the Engineer is discussing cost savings with the Contractor. Acquisition documents have been turned over to the City Attorney so that City Staff can negotiate the acquisitions.	
Tulip Drive Sewer Installation Airport ALP	The plans are complete and the City is awaiting the payment of the fees. The aircraft counter has been installed and the ALP contract has been extended for one year.	
Meadow Park Water Filtration Master Meters	This project is complete and will be removed from this list.	Contract Completion August 28, 2021
Industrial Blvd and Highway 127 Intersection Waterline Rehab Deer Creek Sewer	This project is on the agenda for contract award. HOA of Deer Creek has renewed their sewer permit and they are discussing options for connecting to the City Sewer system.	
TDOT SR 1 Highway 70 Bridge Replacement (Sparta Highway) Utility Relocation	We are waiting on the bid letting. All plans and specifications have been delivered to TDOT.	Bid Letting May 13, 2022 DELAYED
TDOT SR 24 Highway 70 North Bridge Replacement Utility Relocation	The Engineer is developing the utility relocation plan. TDOT is working out clearance issues with TVA lines and this project's timeline will grow.	Bid Letting August 19, 2022
CoLinX Fire Pump and Tank System	The Utility Maintenance Department will be capping the line in the next few weeks.	
Little Obed Pedestrian Bridge	The CDBG grant application has been submitted. The City is moving forward with the bridge design utilizing the Three Star grant. The geotech has been completed and the design is 95% completed.	
Meadow Park Water Filtration Transfer Pumps	The Contractor has installed the new pump and it is functioning. One of the original pumps has been removed to be rebuilt.	
Miller Avenue Crosswalk	The signal controller is on back order and will not be shipped until mid August. The Street Department has started the construction of the sidewalk and has finished the Martin Elementary side.	
Airport PAPI Replacement	The City is waiting on the Contractor to return the signed contract.	
High Mast Light Replacement on Peavine Interchange	The Contractor has ordered the pole.	
Meadow Park Kayak Launch	The Contractor has ordered materials for the launch.	
Site Construction for Airport Box Hangars	The Street Department has started the excavation work and the Engineering Department has ordered the precast concrete materials.	
Truck Route	A Request For Proposals has been advertised for an Engineering firm that can satisfy the TDOT requirements.	
Private Developments		
The Gardens Phase 8 Plat 3	All roads, water and sewer are complete. The stormwater retention structures have not been completed and the City is holding a financial guarantee for this work.	
The Gardens Phase 8 Plat 4	The Final Plat has been approved by the Planning Commission. All utilities have been approved. Work has not started on the road.	
Sky View Meadow Subdivision Phase 2	All roads, water and sewer are complete. The stormwater retention structures have not been completed and the City is holding a financial guarantee for this work.	

Airport Committee Meeting Report from FBO: August 1, 2022

June Fuel Flow: 11,804 gallons
Avgas: 3,410gallons
Jet A: 8,394 gallons

July Fuel Flow: 7,693 gallons
Avgas: 3,682 gallons
Jet A: 4,011 gallons

Last July Fuel Flow: 7,677 gallons
Avgas: 3,531gallons
Jet A: 4,146 gallons

Fuel sales were down from June but even with last July. With record high fuel costs, sales continue to hold steady. July is historically slower every year due to slowdown of business travel. We experienced a drop in July at our other locations as well. Fuel prices are starting to drop just like they are at the automobile gas stations.

We flew 209.1 hours on the three flight training aircraft in Crossville in July, which was which was the first month to exceed 200 hours on the fleet. Overall flight-training activity continues to remain strong at Crossville and our other locations.

We have our first Tecnam Diesel powered aircraft in for a 100-hour inspection. The maintenance shop is busy and at capacity.

6 Months interest in December and May
Principal payment in May

			11/30/2021	Due		6/30/2022
	PAY	INT	LOAN	May	INTEREST	LOAN
	<u>OUT</u>	<u>RATE</u>	<u>BALANCE</u>	<u>PAYMENT</u>	<u>PAYMENT</u>	<u>BALANCE</u>
GENERAL FUND						
				May-22		
E-911	2024	Variable	\$ 193,000	\$ 63,000	\$ 5,800	\$ 130,000
2020 Series A1 Bonds	2037	4.00%	\$ 3,965,000	\$ 60,000	\$ 50,727	\$ 3,905,000
2020 Series B Bonds	2028	4.27%	\$ 1,915,000	\$ 265,000	\$ 12,046	\$ 1,650,000
2020 Series A2 Bonds	2037	3.00%	\$ 1,165,000	\$ 60,000	\$ 15,112	\$ 1,105,000
			\$ -	\$ -	\$ -	\$ -
			<u>\$ 7,238,000</u>	<u>\$ 448,000</u>	<u>\$ 83,685</u>	<u>\$ 6,790,000</u>
Water & Sewer Fund						
2020 Series C Bonds	2050	4.00%	\$ 29,905,000	\$ 545,000	\$ 703,766	\$ 29,360,000
Catoosa's Share			\$ (5,821,326)	\$ (106,090)	\$ (136,995)	\$ (5,715,236)
			\$ 24,083,674	\$ 438,910	\$ 566,771	\$ 23,644,764
2020 Series D Bonds	2027	4.19%	\$ 1,230,000	\$ 200,000	\$ 12,140	\$ 1,030,000
			<u>\$ 25,313,674</u>	<u>\$ 638,910</u>	<u>\$ 578,911</u>	<u>\$ 24,674,764</u>
CATOOSA						
2020 Series C Bonds	2050	4.00%	\$ 5,821,326	\$ 106,090	\$ 136,995	\$ 5,715,236
5/20/2021 RUD Plateau tank 40 yrs	2061	1.75	\$ 888,717	\$ 15,544	\$ 15,428	\$ 873,173
			<u>\$ 6,710,043</u>	<u>\$ 121,634</u>	<u>\$ 152,423</u>	<u>\$ 6,588,409</u>
<u>TOTALS (WATER & SEWER FUND)</u>			<u>\$ 32,023,717</u>	<u>\$ 760,544</u>	<u>\$ 731,334</u>	<u>\$ 31,263,173</u>
					<u>TOTAL</u>	\$ 38,053,173

Water/Sewer Fund

	Grant	Local	Total	Money Spent	Money Received	To Be Received
Catoosa water tank - Hwy. 127N	\$160,500.00	\$1,309,500.00	\$1,470,000.00	\$1,358,962.00	\$1,358,962.00	
Sewer Rehab	\$525,060.00	\$216,995.00	\$742,055.00	\$ 742,055.00	\$ 525,060.00	

General Fund

	Grant	Local	Total	Money Spent	Money Received	To Be Received
Bulletproof vests	\$36,781.44	\$36,781.44	\$73,562.88	\$63,932.12	\$36,793.78	
Alcohol Saturation-2019	\$25,000.00	\$0.00	\$25,000.00			
Drug Task Force Overtime	\$18,000.00	\$0.00	\$18,000.00			
Airport Maintenance 21-22	\$15,000.00	\$0.00	\$15,000.00	\$9,932.69	\$9,436.06	
Airport Layout Plan	\$190,000.00	\$10,000.00	\$200,000.00	\$28,492.59	\$ 19,601.36	
Airport Lighting Rehab	\$153,365.00	\$ 1,835.00	\$155,200.00	\$ 30,347.81	\$ 30,347.81	
PAPI Replacement						
Terminal Bldg. Design	\$ 18,900.00	\$ -	\$ 18,900.00		\$ -	
Obstruction Clearing Env. Assessment	\$29,600	\$ -	\$29,600			
Downtown Sidewalks/Lights	\$1,299,651.36	\$324,912.84	\$1,624,564.20			
Northwest Connector 3	\$1,006,137.00	\$251,534.00	\$1,257,671.00	\$ 1,266,050.21	\$ 1,017,185.37	
Northwest Connector 2	\$458,648.00	\$114,662.00	\$573,310.00	\$204,126.03	\$163,300.82	
Three Star 21-23	\$50,000	\$ -	\$50,000	\$ 32,800.00	\$ 32,800.00	
ARPA	\$3,494,988.00	\$0.00	\$3,494,988.00	\$4,000.00	\$1,747,493.93	\$4,000.00