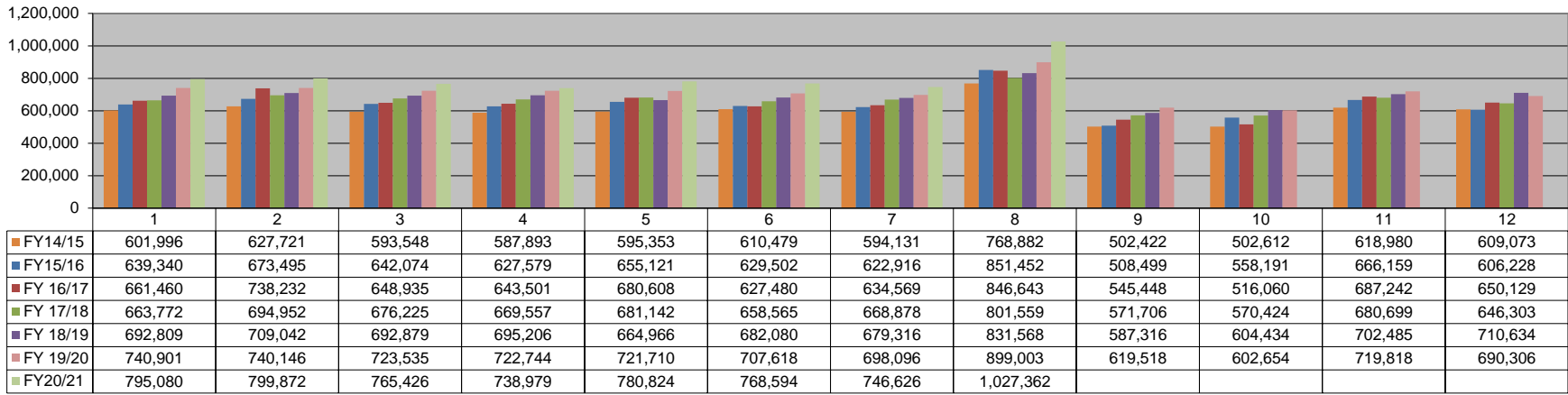
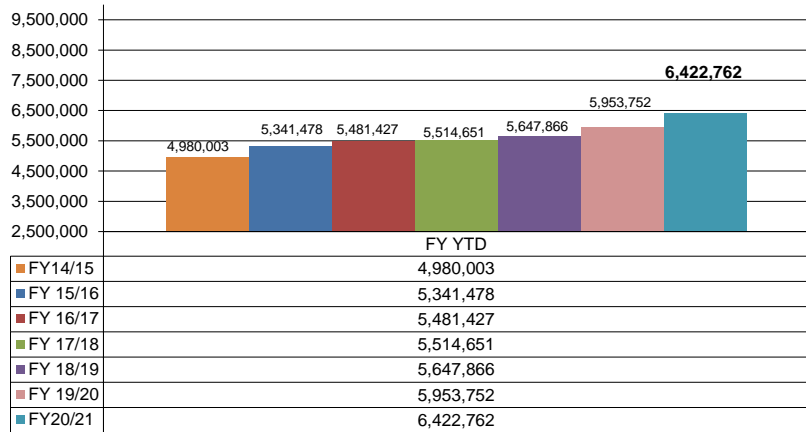


Sales Tax



Sales Tax Revenue Year-to-Date



*COLLECTIONS IN THE CITY OF CROSSVILLE

State of TN Cost of Administration 1.125% \$ 2,099,093.21
 Net Collections (sent to Trustee's office) \$ 2,075,478.41

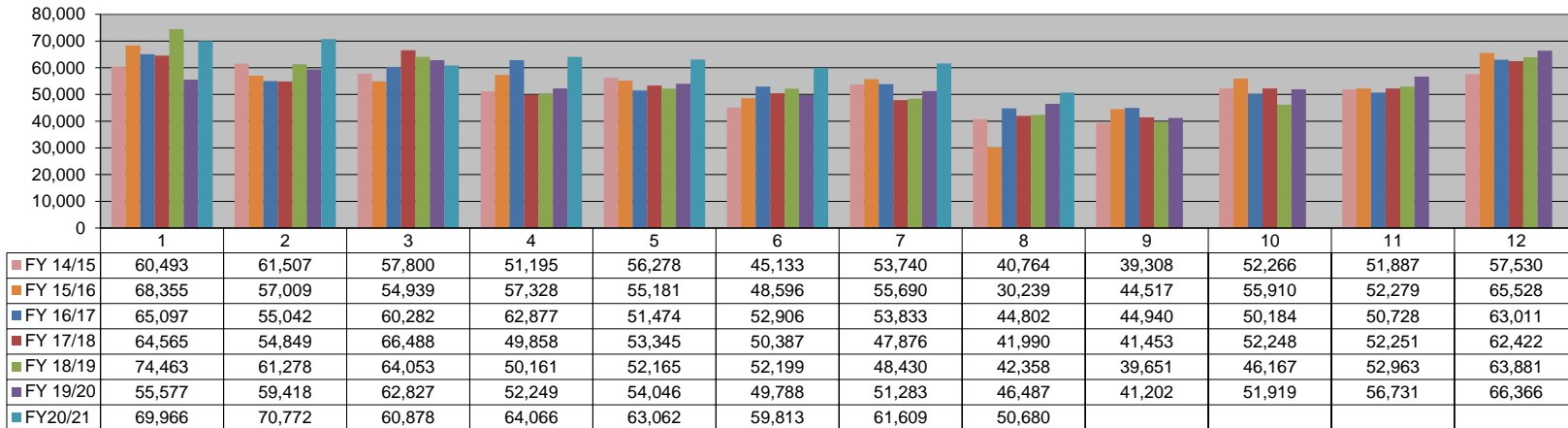
Trustee of Cumberland County 1% \$ 20,754.78
 Net To Be Distributed \$ 2,054,723.63

CITY OF CROSSVILLE SPLIT

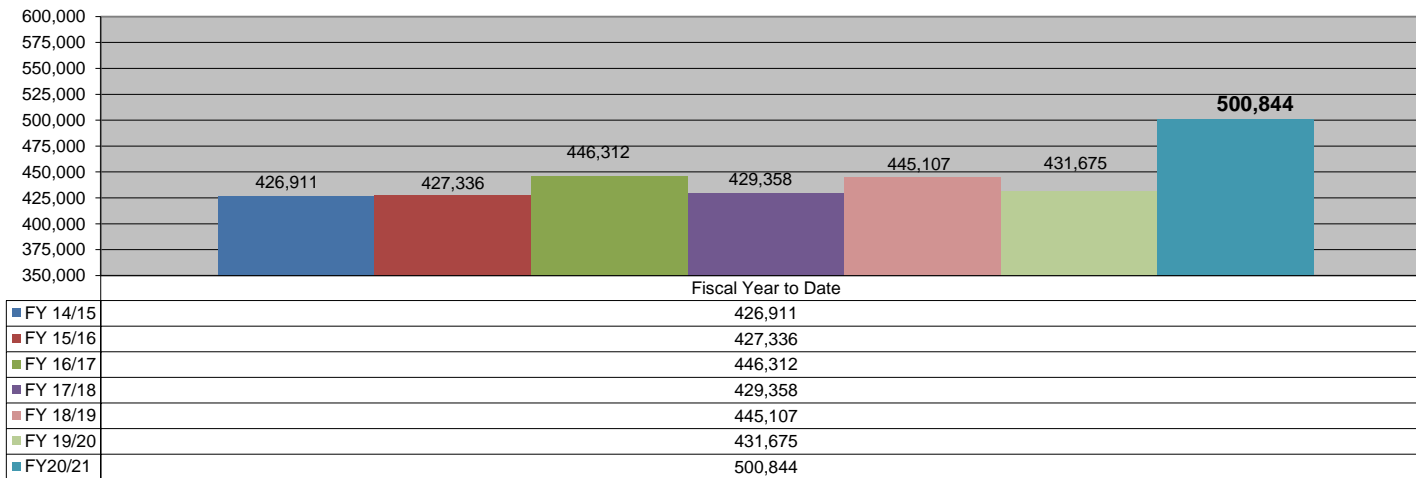
Check to City of Crossville \$ 1,027,361.81
 Check to Cumberland County Board of Education \$ 1,027,361.81

*Totals reported in February, but actually collected in December

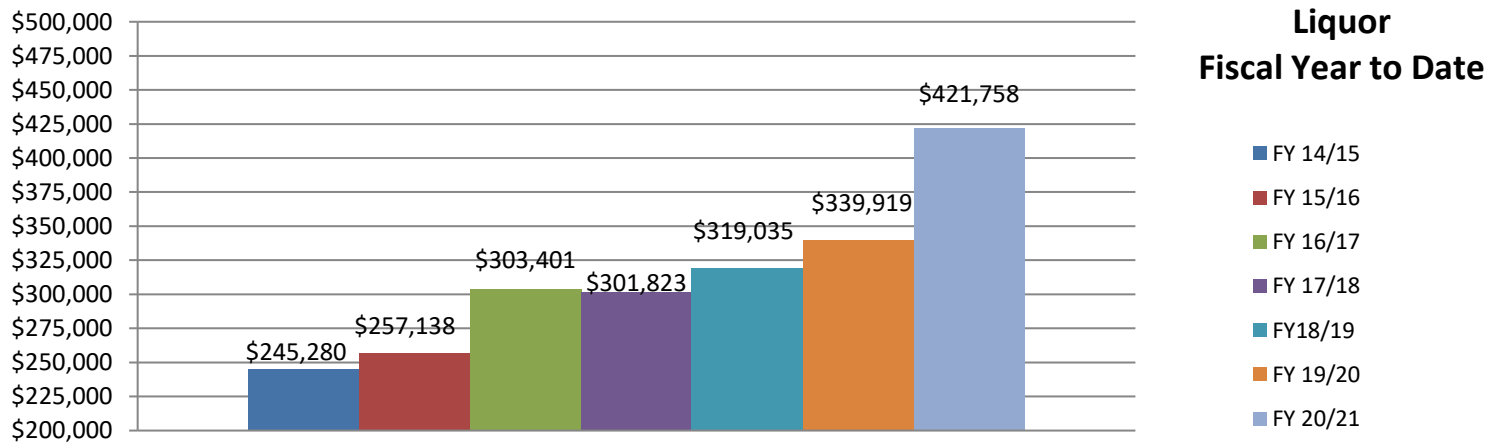
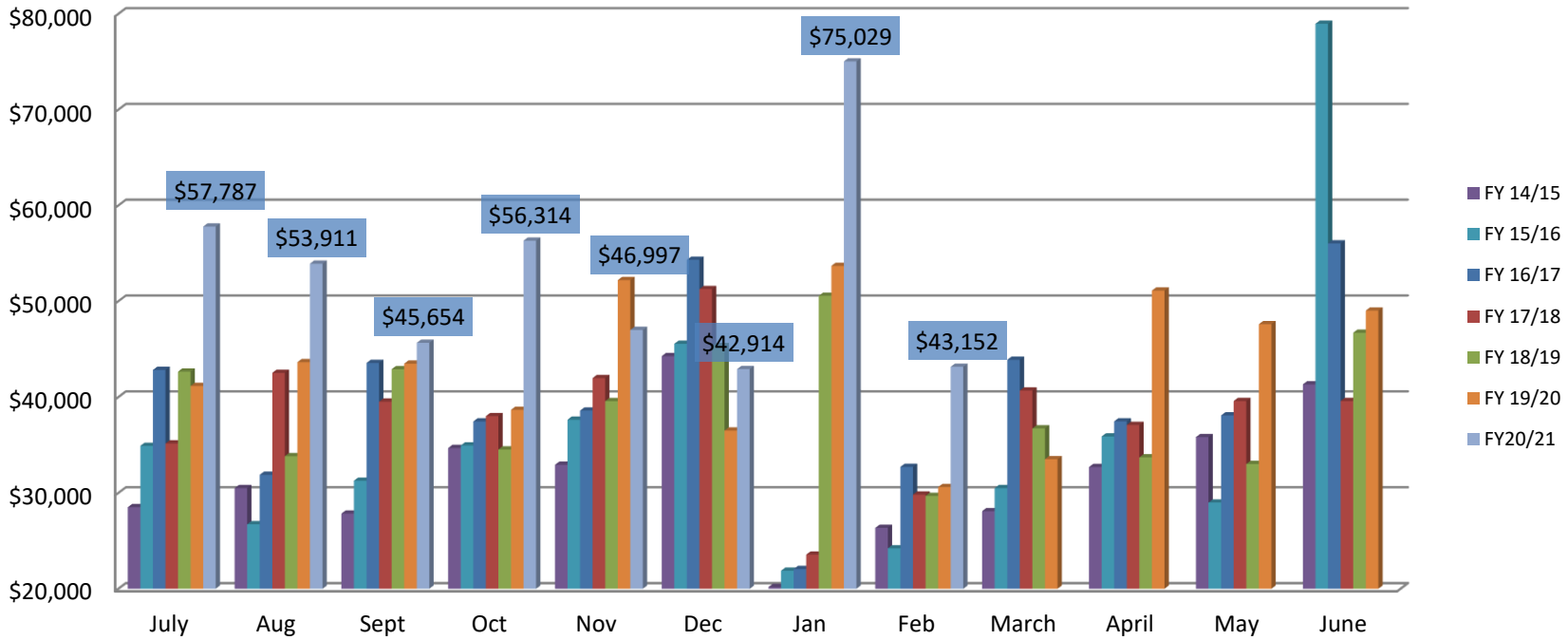
Wholesale Beer Tax

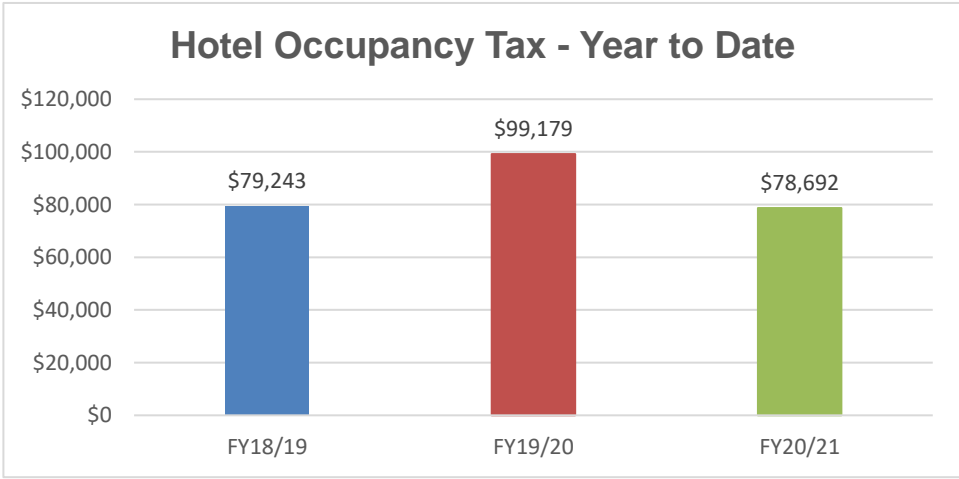
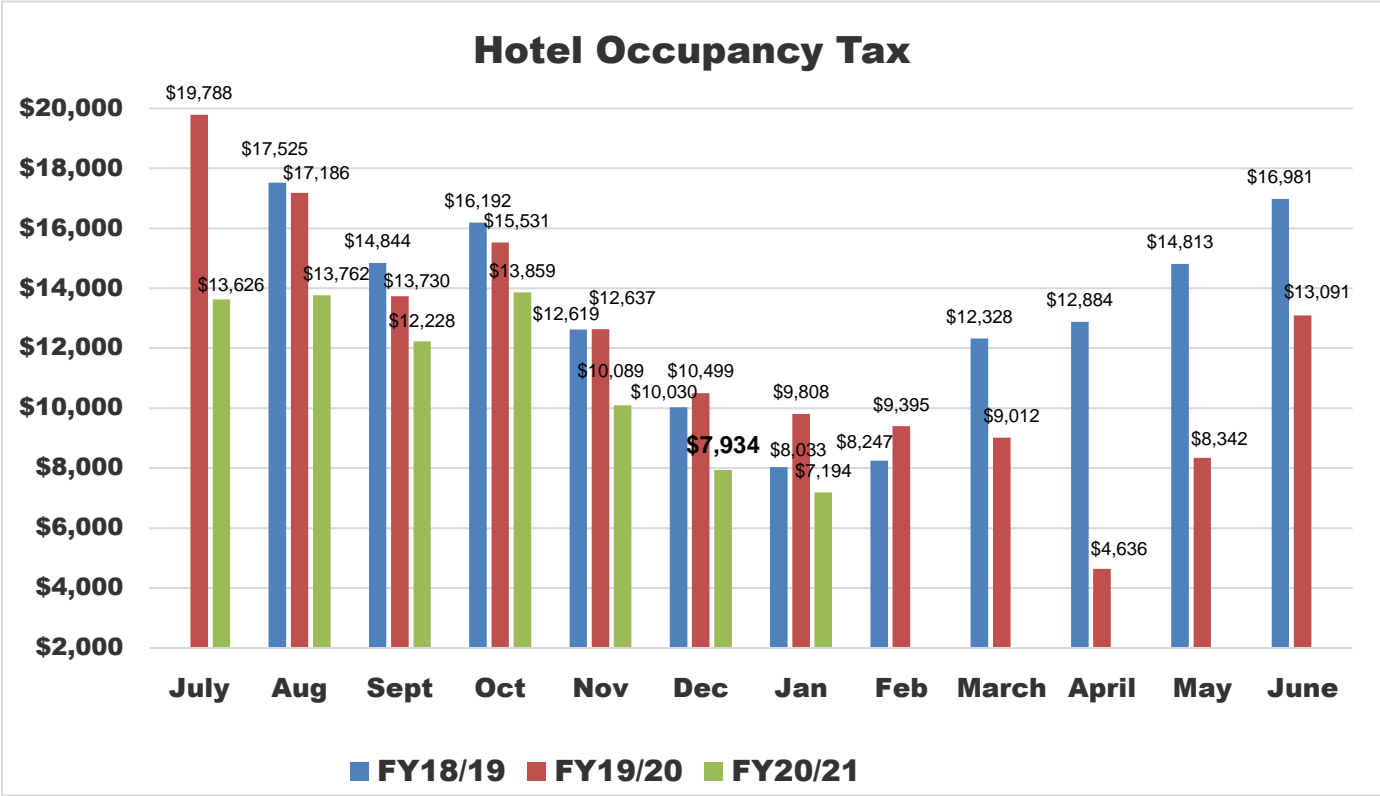


Wholesale Beer Tax Revenue Year To Date



Liquor Income







CROSSVILLE POLICE DEPARTMENT

STAT COMPARISONS

JULY 2020 TOTAL CALLS - 5241

JUNE - 5309 YEAR TO DATE - 35700

SPECIAL EVENTS

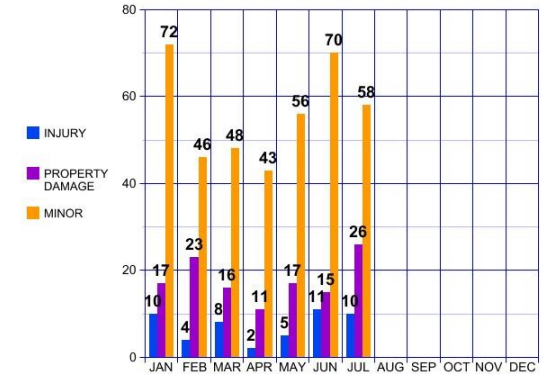
BICYCLE RODEO

FIREWORKS CENT PARK

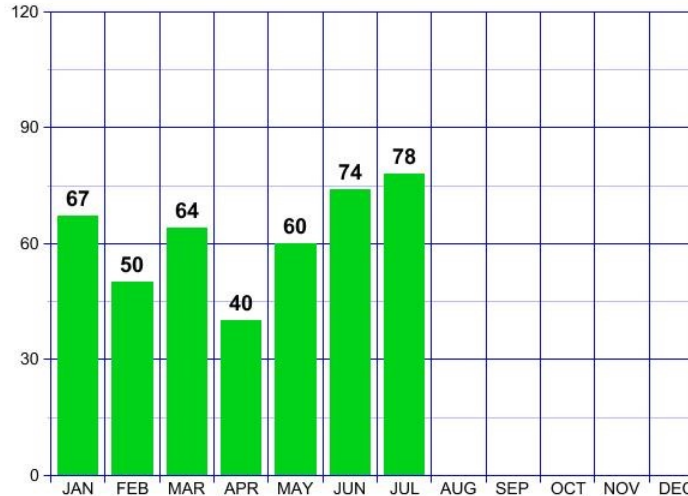
CAR SHOW

HEALTH DEPT SECURITY

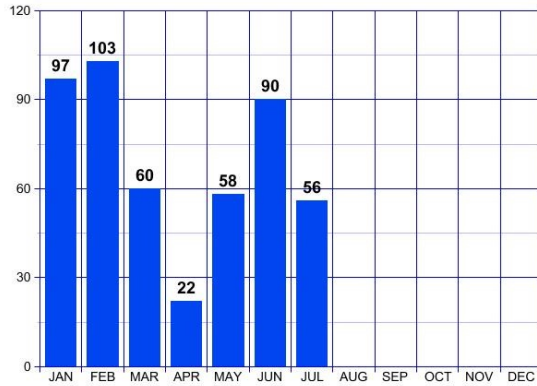
TOTAL MONTHLY ACCIDENTS



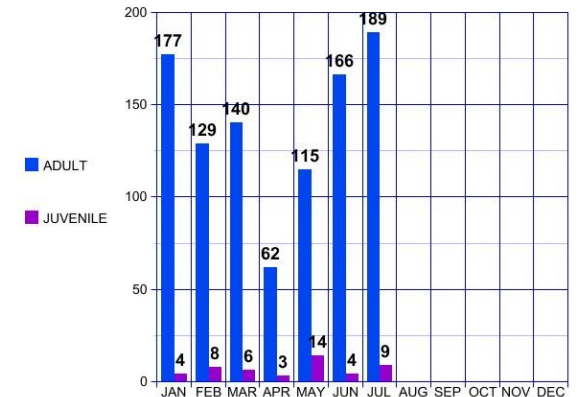
TOTAL MONTHLY OFFENSES



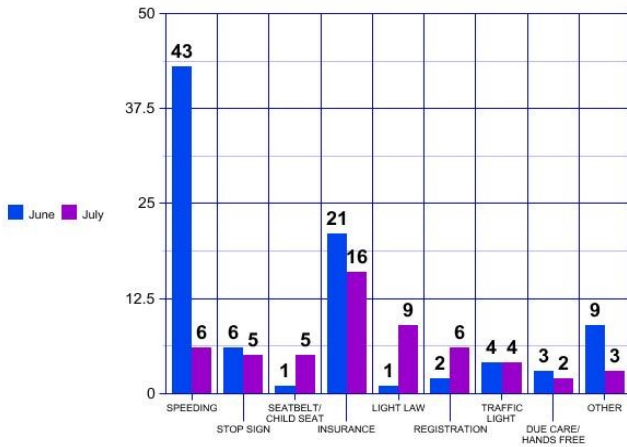
TOTAL MONTHLY CITATIONS



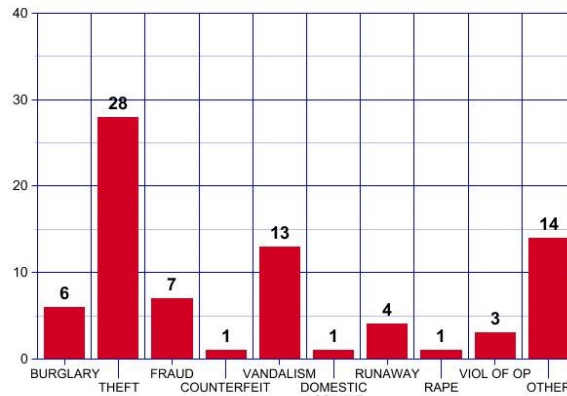
TOTAL MONTHLY ARREST



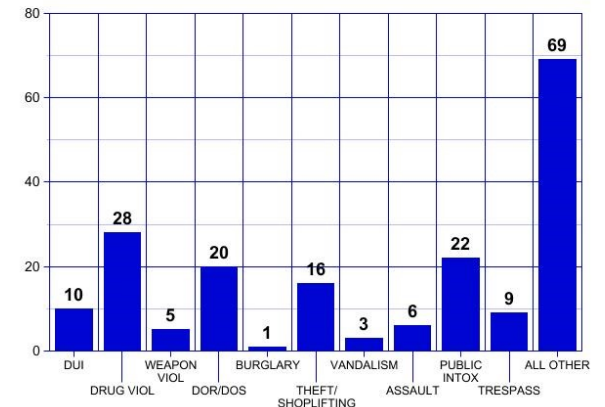
PREVIOUS MONTH CITATION COMPARISON



OFFENSE BY CATEGORY



ARREST BY CATEGORY



Monthly Stats
February 2021

CITATIONS		OFFENSES		ARRESTS	
Ran Stop Sign	2	Burglary	8	Burglary	2
Speeding	9	Theft from Building	7	Forgery	1
Failure to Yield	1	Theft of vehicle Parts	4	Fraud	1
Seat Belt Violation	6	Theft from Vehicle	10	Hit & Run	1
Registration Violation	7	Theft All Other	6	Shoplifting	9
Ran Traffic Light	1	Assault	1	Assault	4
Light Law Violation	1	Shoplifting	9	Domestic Assault	5
Open Container	1	Fraud	6	Viol. OP/Bond Conditions	6
Window Tint Violation	1	Forgery	1	Drug Violation	9
Insurance Violation	16	Forcible Fondling	3	Drug Equipment	6
Improper Use of Lane	1	Domestic Assault	1	Weapons Law Violation	1
Improper Passing	1	Harassment		Vehicle Theft	2
Due Care	1	Death	4	Vandalism	1
Texting While Driving	1	Weapons Law Violation	1	DUI	3
		Traffic Accident	1	Violation Implied Consent	1
		Vehicle Theft	1	Disorderly Conduct	1
		Suicide	2	Resisting/Evading Arrest	2
		Recovery	2	DOR/DOS/No DL	10
		Vandalism	8	Public Intoxication	8
		Violation of OP	1	Criminal Trespassing	4
		Rape	1	Criminal Impersonation	1
		Lost Property	3	Reckless Driving	1
		Drug Violation	1	Sex Offender Violaton	1
		Counterfeit	3	Warrant	26
		Criminal Trespassing	2		
		Criminal Impersonation	1		
		DUI	1		
TOTAL	49	TOTAL	88	TOTAL	106
SPEED WARNINGS	0	JUVENILE ARRESTS		TOTAL CALLS	2303
WARNINGS	0	Runaway	1	ANIMAL CONTROL CALLS	35
JUVENILE CITATIONS		Vandalism	1	SPECIAL EVENT TOTALS	2
Failure to Yield	1	Assault	1	ACCIDENTS	
		Disorderly Conduct	1	With Injury	4
		Unruly Juvenile	1	Without Injury	24
		Drug Equipment	1	Minor	53
TOTAL	1	TOTAL	6	TOTAL	81

* During the entire month we assisted, when needed, at the Cumberland County Health Department with traffic control for COVID testing and vaccination.

* February 22nd we group one of new hire testing.

* Participated in a food drive at Speedway on February 27th.

Crossville Fire Dept.

Crossville, TN

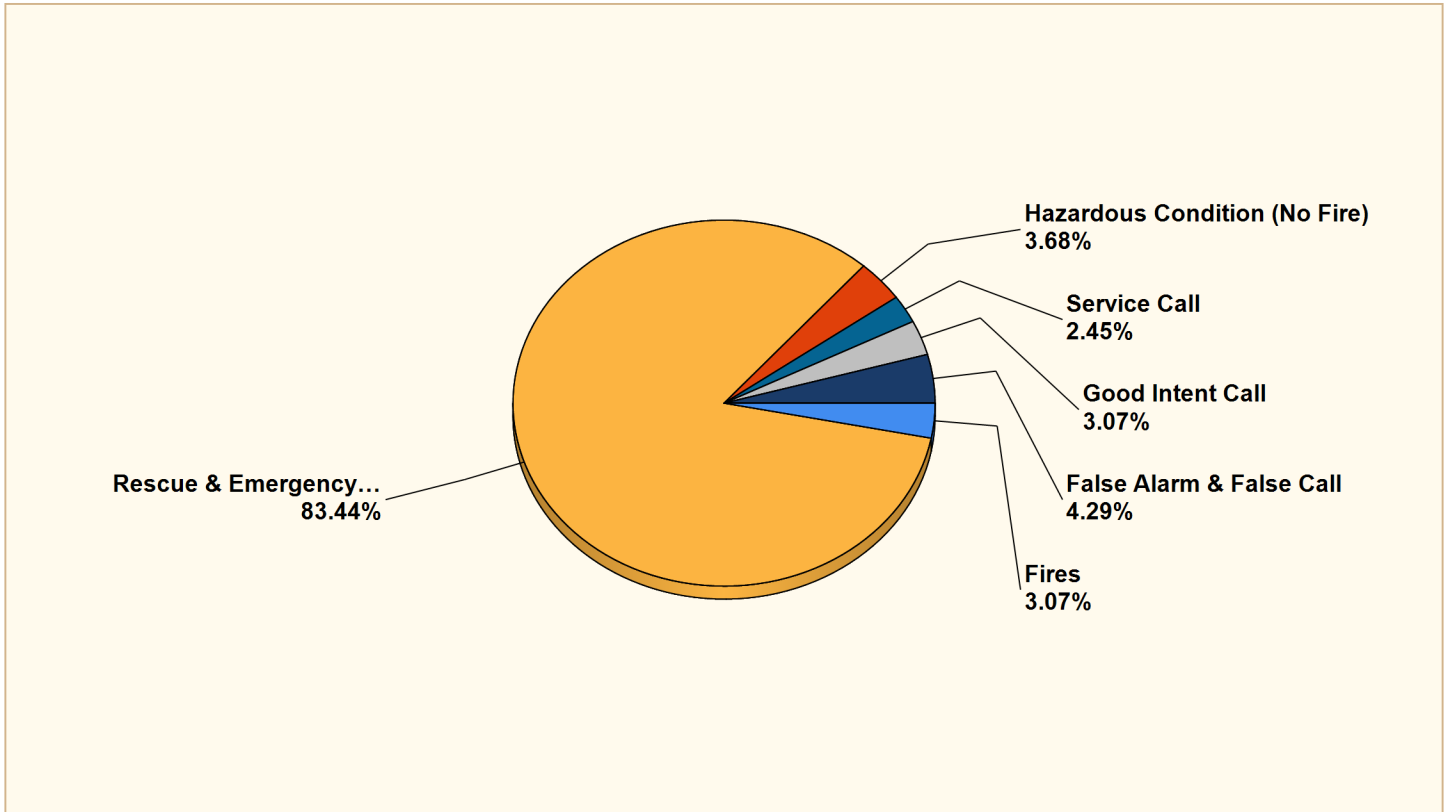
This report was generated on 3/1/2021 8:01:44 AM

CROSSVILLE



Breakdown by Major Incident Types for Date Range

Zone(s): All Zones | Start Date: 02/01/2021 | End Date: 02/28/2021



MAJOR INCIDENT TYPE	# INCIDENTS	% of TOTAL
Fires	5	3.07%
Rescue & Emergency Medical Service	136	83.44%
Hazardous Condition (No Fire)	6	3.68%
Service Call	4	2.45%
Good Intent Call	5	3.07%
False Alarm & False Call	7	4.29%
TOTAL	163	100%

Issued 62 burn permits

Only REVIEWED and/or LOCKED IMPORTED incidents are included. Summary results for a major incident type are not displayed if the count is zero.



Detailed Breakdown by Incident Type

INCIDENT TYPE	# INCIDENTS	% of TOTAL
111 - Building fire	2	1.23%
116 - Fuel burner/boiler malfunction, fire confined	1	0.61%
140 - Natural vegetation fire, other	1	0.61%
151 - Outside rubbish, trash or waste fire	1	0.61%
311 - Medical assist, assist EMS crew	1	0.61%
321 - EMS call, excluding vehicle accident with injury	123	75.46%
322 - Motor vehicle accident with injuries	8	4.91%
324 - Motor vehicle accident with no injuries.	4	2.45%
400 - Hazardous condition, other	2	1.23%
412 - Gas leak (natural gas or LPG)	1	0.61%
440 - Electrical wiring/equipment problem, other	2	1.23%
445 - Arcing, shorted electrical equipment	1	0.61%
500 - Service Call, other	1	0.61%
520 - Water problem, other	1	0.61%
551 - Assist police or other governmental agency	2	1.23%
600 - Good intent call, other	1	0.61%
611 - Dispatched & cancelled en route	2	1.23%
631 - Authorized controlled burning	1	0.61%
651 - Smoke scare, odor of smoke	1	0.61%
715 - Local alarm system, malicious false alarm	1	0.61%
730 - System malfunction, other	1	0.61%
745 - Alarm system activation, no fire - unintentional	5	3.07%
TOTAL INCIDENTS:	163	100%

Only REVIEWED and/or LOCKED IMPORTED incidents are included. Summary results for a major incident type are not displayed if the count is zero.



Crossville Fire Dept.

Crossville, TN

This report was generated on 3/1/2021 11:30:04 AM

CROSSVILLE



Events per Category for Date Range (Landscape)

Start Date: 02/01/2021 | End Date: 02/28/2021

CATEGORY	DATE	EVENT TYPE	EVENT	LOCATION	HOURS	NARRATIVE
Administration						
	02/02/2021	Meeting	WORK SESSION	492 N Main St	1	MONTHLY MEETING
	02/08/2021	Meeting	Radio Interior Meeting	141 Henry St	3	Meeting with surrounding agencies discussing the progress of Radio intergraded system. The Debut should take place in March.
	02/08/2021	Meeting	Community Risk Reduction	141 Henry St	2	Met with Tn State Fire Marshall's Office to discuss Community Risk Reduction.
	02/09/2021	Meeting	COUNCIL MEETING	492 N Main St	2	

Includes Locked / Authorized Events.



emergencyreporting.com

Doc Id: 623

Page # 1 of 1

Crossville Fire Dept.

Crossville, TN

This report was generated on 3/1/2021 8:03:32 AM

CROSSVILLE



Incidents for Personnel for Date Range

Personnel: Fox, Mark A | Start Time: 00:00 | End Time: 23:00 | Incident Type(s): All Incident Types | Sort By: Incident Date | Station: All Stations | Start Date: 02/01/2021 | End Date: 02/28/2021

Fox, Mark A

INCIDENT DATE	INCIDENT #	ADDRESS	INCIDENT TYPE
02/02/2021	2021-9021	4148 HWY 127 N	551 - Assist police or other governmental agency

TOTAL CALLS: 1

TOTAL CALLS FOR ALL PERSONNEL: 1

By request of CPD for decon after CPD and CCSO officers had possible exposure to Fentanyl, along with a patient that was sitting in the parking lot inside a vehicle.

Only REVIEWED incidents included. The Start and End Time selectors represent the hours selected. Example: Selecting 07:00-13:00 will return calls that occurred between 07:00 and 13:59:59. They default to the entire day.



emergencyreporting.com

Doc Id: 500

Page # 1 of 1

Water Loss Report

	Consumption	Water loss - flushing	Water loss - leaks	Water loss-fire fighting	Total Internal Use	Unaccounted-for Water	Pumped Water	LOSS %
2018								
January	88,114,500	1,978,358	1,272,890	60,000	3,311,248	40,696,952	132,122,700	31%
February	92,164,600	5,904	3,749,588	65,000	3,820,492	9,054,908	105,040,000	9%
March	80,217,300	34,375	1,929,024	145,000	2,108,399	29,884,501	112,210,200	27%
April	80,489,000	86,729	1,233,996	2,000	1,322,425	26,231,575	108,043,000	24%
May	83,464,600	681,483	429,676		1,111,159	33,736,841	118,312,600	29%
June	93,994,400	152,880	2,693,928		2,846,808	16,951,792	113,793,000	15%
July	92,933,800	461,753	1,124,995		1,586,748	27,013,152	121,533,700	22%
August	94,724,300	47,115	11,949,329	2,000	11,998,444	23,857,600	118,581,900	20%
September	103,519,000	423,299	1,487,856	5,100	1,916,255	5,352,745	110,788,000	5%
October	87,432,600	541,673	2,244,551	2,600	2,788,824	23,625,476	113,846,900	21%
November	90,719,700	58,772	2,161,156		2,219,928	16,188,372	109,128,000	15%
December	85,827,100	141,659	2,230,374	4,500	2,376,533	26,819,267	115,022,900	15%
2019								
January	78,615,200	45,193	1,231,332		1,276,525	37,433,475	117,325,200	32%
February	83,850,700	120,407	3,630,186		3,750,593	25,387,707	112,989,000	22%
March	79,635,900	117,534	2,566,872		2,684,226	40,751,574	123,071,700	33%
April	84,372,600	240,891	2,674,092	7,100	2,922,083	31,045,317	118,340,000	26%
May	85,946,000	163,822	4,683,636	109,500	4,956,958	45,210,942	136,113,900	33%
June	96,622,200	98,995	7,626,119	30,000	7,755,114	17,662,086	122,039,400	14%
July	104,717,400	117,626	2,750,076	4,400	2,867,702	19,618,398	127,203,500	15%
August	101,985,200	263,684	4,797,924	20,100	5,081,708	22,690,792	129,757,700	17%
September	104,149,900	222,064	3,880,278	7,300	4,109,642	16,773,458	125,033,000	13%
October	107,018,600	460,042	9,481,866	4,600	9,946,508	10,778,662	127,743,770	8%
November	102,271,900	391,315	4,385,586	9,300	4,786,201	14,637,899	121,696,000	12%
December	96,686,300	5,058	2,837,604	950	2,843,612	25,236,088	124,766,000	20%
2020								
January	95,899,500	6,628	823,986	2,450	833,064	29,235,836	125,968,400	23%
February	90,749,900	551,076	604,800		1,155,876	32,725,224	124,631,000	26%
March	84,635,300	60,841	1,827,840	300	1,888,981	47,772,019	134,296,300	36%
April	92,557,600	133,183	2,583,380	11,800	2,728,363	32,148,037	127,434,000	25%
May	92,340,000	212,101	385,560	17,665	615,326	44,614,374	137,569,700	32%
June	85,846,200	74,274	10,704,500	25,100	10,803,874	68,372,926	165,023,000	41%
July	115,477,600	446,221	1,120,603	6,800	1,573,624	28,362,876	145,414,100	20%
August	109,086,400	513,221	1,932,348	2,500	2,448,069	28,871,931	140,406,400	21%
September	100,754,500	252,799	4,889,306	2,800	5,144,905	27,742,595	133,642,000	21%
October	103,217,700	443,299	2,383,288		2,826,587	27,526,313	133,570,600	21%
November	97,787,500	341,529	4,613,397	7,200	4,962,666	27,857,934	130,608,100	21%
December	103,603,600	2,701,131	11,389,734	4,900	14,095,765	12,724,235	130,423,600	10%
2021								
January	93,463,400	22,070	7,649,781	5,800	7,677,651	27,692,849	128,833,900	21%
February	94,206,800	78,088	2,356,689		2,434,777	20,589,923	117,231,500	18%
March								
April								
May								
June								
July								
August								
September								
October								
November								
December								
TOTAL:								
6 mos	593,033,500	3,838,916	33,282,195	20,700	37,142,351	144,133,849	774,309,700	19%
12 mos	1,172,976,600	5,278,757	51,836,426	84,865	57,200,588	394,276,012	1,624,453,200	24%

Utility Maintenance

Feb-21 Monthly Report

Locations: 79

Backflows Tested: 31

Grinder Pumps Sold: 2

Preliminary Inspections: 4

Final Inspections: 4

Replacement Pumps 0

Grinder Pumps Repairs 20

<u>Meter:</u>	Turn Ons	21
	Turn Offs	19
	Occupant Changes	62
	Reinstates	24
	Checks, Replacement, Repair	299
	Water Taps	6
	Main Line Leaks	5
	Service Repairs	7

Total Water Loss: 886,561.8 gals.

Sewer Taps 6

Sewer Line Repairs 3

Graves 9

<u>Pipe Installed</u>	136' of 3/4" copper
	2' of 3/4" PVC
	20' of 4" PVC
	7' of 8" PVC
	54' of 1" copper

Monthly Summary

Replaced approximately 140 - 3/4", 4 - 1", 2 - 2", 1 - 1 1/2"
water meters due to meter or AMR malfunctioning
Read meters, Did service orders and customer complaints
Worked on and/or replaced malfunctioning meter ERTs - 152
Grinder pump preventative maintenance, 22 cleaned/checked
Tested 31 backflows devices
Did 1 bore at intersection Riverchase Dr. & Woodhaven Dr.
Raised man-holes found by the contractor inspecting sewer lines at 220 W. 1st St.,
Brown Ave., 269 N. Main St.
Repaired 2 blow-offs on Yvonne St., West Ave. & 4th St.
Repaired valve box at Westheria Dr. & Iris Cir.
Road repairs at leak areas
Fire hydrant testing & maintenance - painting, etc.
Replaced 1 1/2" meter at 1282 N. Main St.
Replaced 4" meter with a 2" for Durable Sales at West Ave.
Rebuilding & testing meters with new warranty registers installed
Working on meter history update comparing field equipment with city account books
and checking for maintenance problems.

Water main leaks repaired:

1461 Sparta Hwy - 6" PVC
58 Volunteer Dr. - 4" PVC
320 4th St. - 6" C.I.
19 Westwind Dr. - 2" PVC
Corner of Hollis Ln. & South Webb Ave. - 3" C.I.

Water service leaks or repairs:

Corner of Jamestown Hwy. & O'Brien Dr.
97 Stagecoach Rd.
73 Walker Hill Cir.
39 Clover Ln.
230 North St.
20 Patrick Dr.
22 Patrick Dr.

Water Taps:

228 Deerfield Rd.
262 Deerfield Rd.
250 Deerfield Rd.
543 Holly Tree Dr.
1671 Hwy 70 East
256 Cardinal Loop

Sewer Taps

228 Deerfield Rd.

262 Deerfield Rd.

250 Deerfield Rd.

543 Holly Tree Dr.

256 Cardinal Loop

649 Sparta Dr.

Sewer Line Repairs:

48 Yvonne St.

98 Ivanhoe Ln.

191 Windemere Dr.

Grinder pump finals

52 Capitol Dr.

259 Jantel Dr.

49 Capitol Dr.

442 Holly Tree Dr.

Grave Services

David Joshua Hyder

Paul Davis

William Sheffield

William Cline

Harris Smith

Berthat M. Barnes

George Workman

Lucille Mooneyham

Erica Cunningham

Next Months Forecast

Replace AMR meters & ERTs as needed

Do water & sewer taps & graves

Repair Grinder pumps

Test Backflows

Work on City Cemetery removing trees preparing areas for fill, when can

Start Hydrant testing and maintenance

Start Phase 2 of Shoreline Dr. water line installation

2020-2021 Building Permits

	County	County	City	City	City & County	City & County	Land Disturbance	Plan	House	County Fees Paid	City Fees Paid	
	Residential	Commercial	Residential	Commmercial	Plumbing	Mechanical	Permits	Sign	Review	Moving		
July	28	0	13	3	34	27	5	0	1	0	\$25,008.00	\$10,453.00
August	29	0	32	3	59	38	3	1	0	0	\$26,566.50	\$24,631.00
September	39	0	10	4	44	44	4	0	0	0	\$37,570.50	\$11,856.50
October	34	1	19	4	49	31	4	0	0	0	\$35,569.50	\$16,981.00
November	16	0	8	7	25	34	2	0	1	0	\$16,159.00	\$10,912.00
December	13	1	9	3	20	7	1	0	0	0	\$16,007.00	\$6,112.00
January	26	0	15	3	35	22	4	0	2	0	\$24,237.50	\$13,145.50
February	23	0	2	4	25	32	0	0	0	0	\$20,492.00	\$3,518.50
March												
April												
May												
June												
Total	208	2	108	31	291	235	23	1	4	0	\$201,610.00	\$97,609.50

Engineering Projects Report March 4, 2021

Project	Current Status	Dates
TDOT 127 South Utility Relocation	TDOT has contracted with Engineers to redesign the portion of the project containing the Homestead Triangle into a stand alone project in English units.	
TDOT 127 North Utility Relocation Section 1	This construction project was awarded to Jones Brothers, LLC February 23rd.	Target Completion Date June 30, 2025
TDOT 127 North Utility Relocation Section 4 (Fentress Cumberland County Line)	All final utility plans and information have been submitted to TDOT and we are awaiting construction.	Bid Letting June 18, 2021
TDOT 127 North Utility Relocation Section 2	The Engineer has begun the preliminary design and the City has received the signed contract with TDOT.	
TDOT 127 North Utility Relocation Section 3	The Engineer has begun the preliminary design and the City has received the signed contract with TDOT.	
Northwest Connector Phase 3	The City has 2 final correction deeds that require signatures. If the City receives the signatures by March 23rd, the bid letting date will be June 18th	Bid Letting June 18, 2021
Northwest Connector Phase 2	All appraisals work has been completed and the City's acquisition company will soon start contacting property owners.	Bid Letting 2023
Downtown Sidewalks	An update on this project will be given at the City Council Retreat March 9th.	Award Bid March 2021
Old Lantana Road, County Seat and Southbend Waterline Replacement	The City has reviewed the plans and the Engineer is revising the plans. A construction start date will be established once the easements are acquired.	
Bridges for Trails at Meadow Park	The Street Department has completed the concrete work. The Engineering Department is working with MTNG on changing the bridge to a steel or aluminum bridge.	
Quail Hollow Court	The Exhibit "A" document required for the sale of the property will be updated when the Airport Layout Plan is updated during this year.	
Main Street and Lantana Traffic Signal Replacement	This project is ready to be bid.	
Fourth Street and West Avenue Traffic Signal Replacement	The Engineer is addressing the comments from the TDOT review. A utility coordination meeting is forthcoming. This project has low priorities because the City will not have STP funds to fund construction for three to five years.	
Meadow Park Water Filtration Plant Sewer Project	The Engineer has created the exhibits for the easements. The City will start the easement acquisition phase in the coming months.	Schedule will be forthcoming
Raw Water Study (Meadow Park Lake Expansion)	The gathering of data for the Archeological Study is complete and the Environmental Study initial data gathering is complete. The Environmental Firms are in the process of documenting the initial findings. The City has completed obtaining the "Right of Entry" forms and all documents can now be submitted to TDEC.	
Airport Obstruction Removal	The Appraisals portion of this project is on the agenda for approval.	
Catoosa 127 North Water Tank	The erection of the tank has started and almost all major pieces of the tank are in place but have not been completely welded.	
Underwood Street Sidewalk	Acquisition documents have been turned over to the City Attorney so that City Staff can negotiate the acquisitions.	
Tulip Drive Sewer Installation	The plans are complete and the City is awaiting the payment of the fees.	
Airport ALP	The City has received a draft copy of the Exhibit A (Airport property and funding map).	
Meadow Park Water Filtration Master Meters	The City issued a "Notice to Proceed" and the "Construction Start Date" is set for March 1st.	Contract Completion August 28, 2021
Industrial Blvd and Highway 127 Intersection Waterline Rehab	Community Development Partners has requested more industry growth information and they are looking at other grant opportunities.	
Miller Avenue Sewer Force main Replacement	The Miller Avenue road bore has been completed. Testing and final tie-ins are all of the construction work that remains.	
Deer Creek Sewer	City staff and a member of the HOA are developing a solution.	
Tansi Sewer	The HOA's Engineer has almost completed their sewer plan. The City has hired the same engineer to design the City's portion of the work.	
TDOT SR 1 Highway 70 (Sparta Highway) Utility Relocation	The Engineer is developing the utility relocation plan.	Bid Letting December 10, 2021
TDOT SR 24 Highway 70 North Utility Relocation	TDOT is developing the plans and the City has not been notified to start the utility relocation process. This project will have complete road closure.	
TDOT SR 282 Dunbar Culvert Replacements Utility Relocation	The culvert replacement project will start April 12th. It has been determined that the City will not require relocation before the culverts are replaced but the sewer line will require monitoring while the construction is in progress. This project will include road closures and one lane signaled travel.	
CoLinx Fire Pump and Tank System	The City started paying for the utilities for the tank and fire system in June. The equipment for the upgrades will be delivered this month and CoLinx officials tell us that they hope to have this project completed by the end of March. When the upgrades have been completed the City will demolish the pump building and contract out the demolition of the tank.	
2021 CDBG	The plans have been submitted to TDEC for approval. This project is almost ready to bid.	
Carson Lane Water Line Extension	The fees have been paid and the plans have been approved by TDEC. City crews are waiting on good weather to start this project.	
Interstate Drive Water Tank (Cotton Patch) Repainting	City staff is reviewing a draft set of the specifications. This project should bid in the coming months.	
Private Developments		
The Gardens Phase 8 Plat 3	The Preliminary Plat has been approved by the Planning Commission. The Developer has installed all utilities and is in the process of testing.	
The Gardens Phase 8 Plat 4	The Preliminary Plat has been approved by the Planning Commission. The Developer is in the process of having the utilities designed and phasing of the subdivision.	
Collins Place Subdivision	The Preliminary Plat has been approve by the Planning Commission. The Developer is in the process of having the utilities designed and phasing of the subdivision.	

CITY OF CROSSVILLE
BONDS and NOTES
(SCHEDULES ATTACHED)

	<u>PAY</u> <u>OUT</u>	<u>INT</u> <u>RATE</u>	2/1/2021 <u>LOAN</u> <u>BALANCE</u>	<u>PRINCIPAL</u> <u>PAYMENT</u>	<u>INTEREST</u> <u>PAYMENT</u>	2/28/2021 <u>LOAN</u> <u>BALANCE</u>
GENERAL FUND						
E-911		2024 Variable	\$ 254,000	\$ 59,000	\$ 5,000	\$ 254,000
2020 Series A1 Bonds		2037 4.00%	\$ 4,065,000	\$ 100,000	\$ 50,727	\$ 4,065,000
2020 Series B Bonds		2028 4.27%				
2020 Series A2 Bonds		2037 3.00%				
			<u>\$ -</u>	<u>\$ -</u>	<u>\$ -</u>	<u>\$ -</u>
			<u>\$ 4,319,000</u>	<u>\$ 159,000</u>	<u>\$ 55,727</u>	<u>\$ 4,319,000</u>
Water & Sewer Fund						
2020 Series C Bonds		2050 4.00%	\$ 30,755,000	\$ 850,000	\$ 399,623	\$ 30,755,000
Catoosa's Share			\$ (4,271,672)	\$ (117,980)	\$ (55,467)	\$ (4,271,672)
2020 Sries D Bonds		2027 4.19%	\$ 1,440,000	\$ 210,000	\$ 7,053	\$ 1,440,000
			<u>\$ 27,923,328</u>	<u>\$ 942,020</u>	<u>\$ 351,209</u>	<u>\$ 27,923,328</u>
CATOOSA						
2020 Series C Bonds		2050 4.00%	\$ 4,271,672	\$ 117,980	\$ 55,467	\$ 4,271,672
			<u>\$ 4,271,672</u>	<u>\$ 117,980</u>	<u>\$ 55,467</u>	<u>\$ 4,271,672</u>
<u>TOTALS (WATER & SEWER FUND)</u>			<u>\$ 32,195,000</u>	<u>\$ 1,060,000</u>	<u>\$ 406,676</u>	<u>\$ 32,195,000</u>
					<u>TOTAL</u>	\$ 36,514,000



**City Council Update
March 2021**

Economic Development

Project activity continues to increase. The Chamber submitted on a new project last week that would be well suited to the IBP Pad Site.

Tourism

The Chamber/CVB is working with Good Folks Creative to continue digital marketing efforts started using CARES Act funding in 2020. The Chamber was awarded a State of TN Tourism Marketing Grant that will provide matching funds for these efforts.

Chamber

The Chamber is planning to hold its first Business After Hours since March 2020. We would like to hold at the Depot on Thursday, March 25. Hopefully the Council will see fit to reopen the Depot for reservations to allow this event to occur there later this month.

Ethan Hadley | President/CEO
Crossville-Cumberland County
Chamber of Commerce

34 South Main Street
Crossville, TN
c. (931) 300-3383
o. (931) 484-8444
ethan.hadley@crossville-chamber.com