



CITY OF  
**CROSSVILLE**  
TENNESSEE

---

**CITY MANAGER'S  
MONTHLY  
REPORT**

---



**MARCH  
2026**

Prepared by  
**City Clerk's  
Office**

---

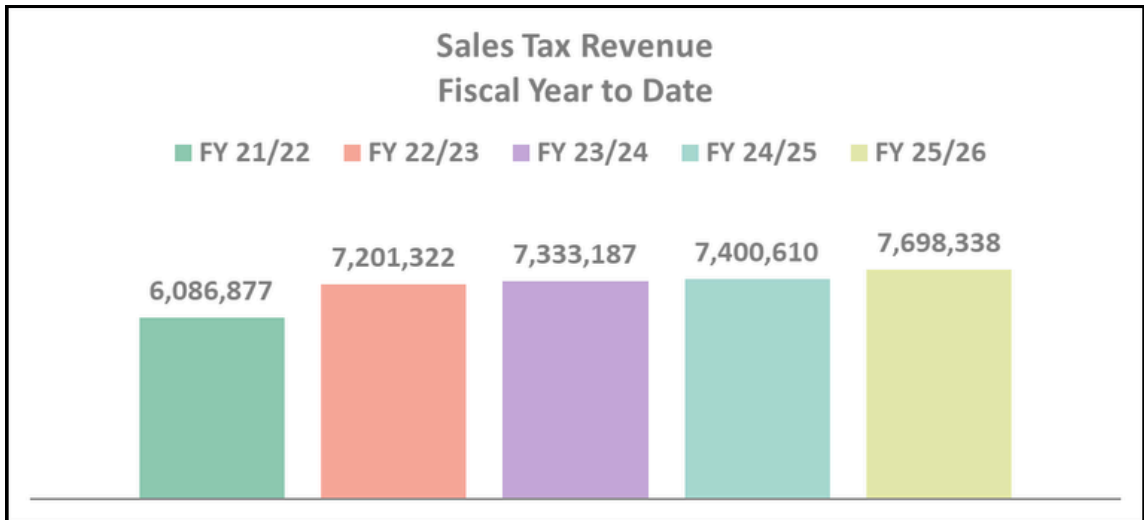
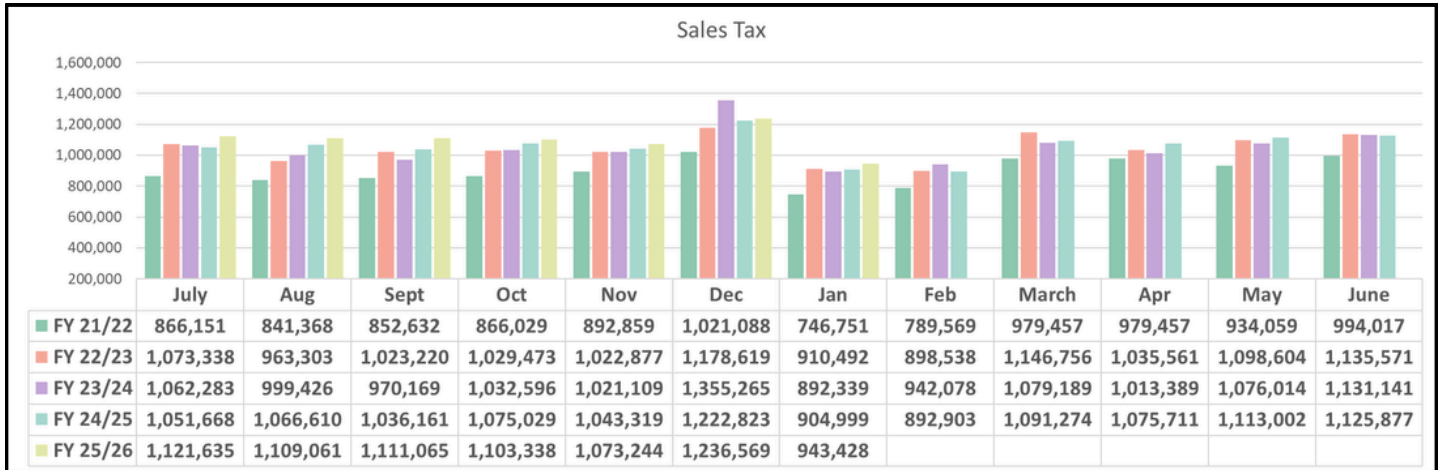
# Table of Contents

<u>Sales Tax</u> .....	01
<u>Wholesale Beer Tax</u> .....	02
<u>Liquor Tax</u> .....	03
<u>Hotel Occupancy Tax</u> .....	04
<u>Human Resources Report</u> .....	05
<u>Police Dept. - Stats</u> .....	06
<u>Police Dept. - Year To Year</u> .....	07
<u>Police Dept. - SRO Report</u> .....	08
<u>Fire Dept. - Incident Report</u> .....	09
<u>Water Loss Report</u> .....	10
<u>Street Dept. Report</u> .....	11
<u>Maintenance Dept. Report</u> .....	12
<u>Water Treatment Plant Report</u> .....	13
<u>Utility Maintenance Report</u> .....	14
<u>Catoosa Dept. Report</u> .....	15
<u>Leisure Services Dept. - Parks Report</u> .....	16
<u>Leisure Services Dept. - Palace Report</u> .....	17
<u>Leisure Services Dept. - Events Report</u> .....	18
<u>Codes Dept. Report</u> .....	19
<u>Engineering Dept. Report</u> .....	20
<u>Airport FBO Report</u> .....	21
<u>Finance Dept. - Bonds Report</u> .....	22
<u>Finance Dept. - Grants Report</u> .....	23
<u>Bids under Budget</u> .....	24

# CITY OF CROSSVILLE

## SALES TAX

### MARCH 2026 REPORT

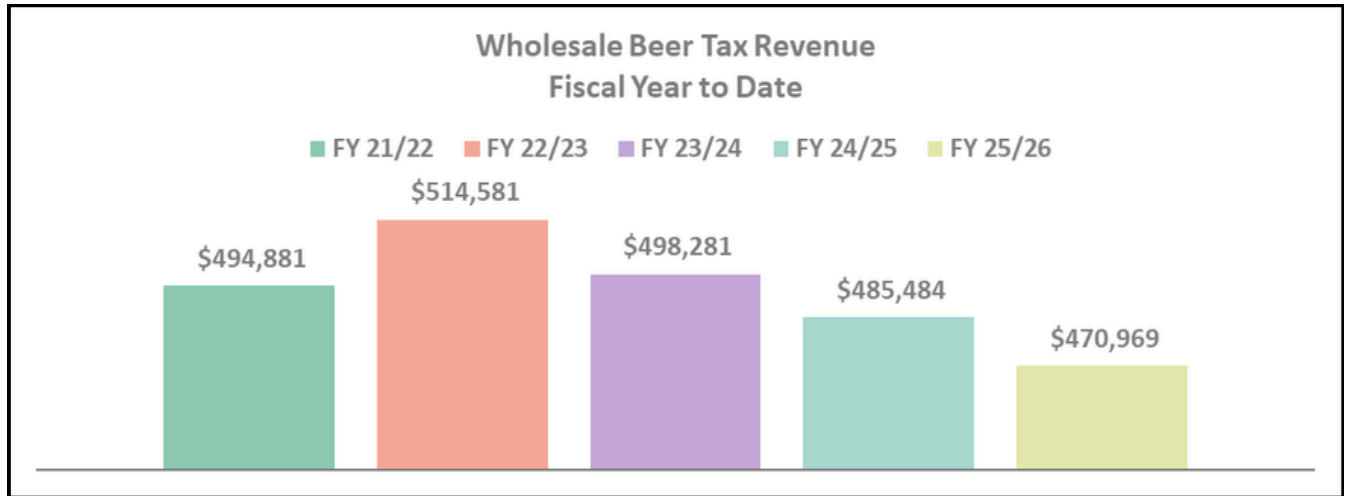
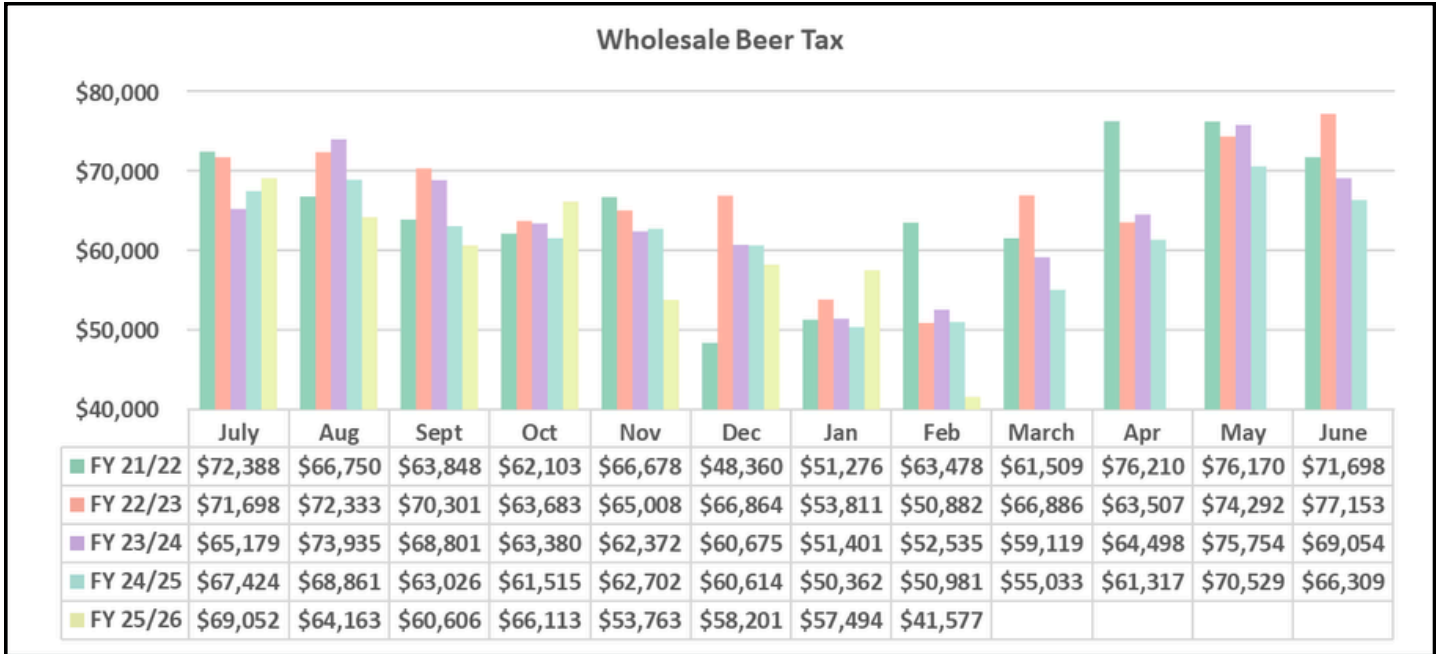


*COLLECTIONS IN THE CITY OF CROSSVILLE	<b>1,914,891.03</b>
State of TN Cost of Administration	1.125% \$ 14,361.68
Net Collections (sent to Trustee's office)	\$ 1,900,529.35
Local Option Out of State Distribution	\$ 5,331.50
Trustee of Cumberland County	1% \$ 19,005.29
Net To Be Distributed	\$ 1,886,855.56
CITY OF CROSSVILLE SPLIT	
Check to City of Crossville	\$ 943,427.78
Check to Cumberland County Board of Education	\$ 943,427.78

\*Totals reported in March but actually collected in January



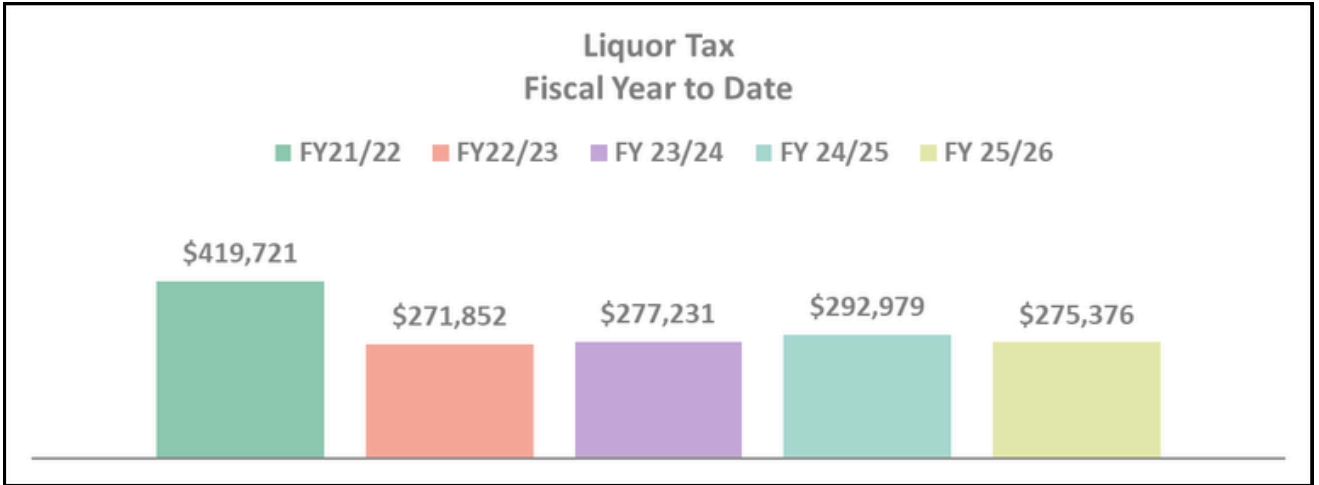
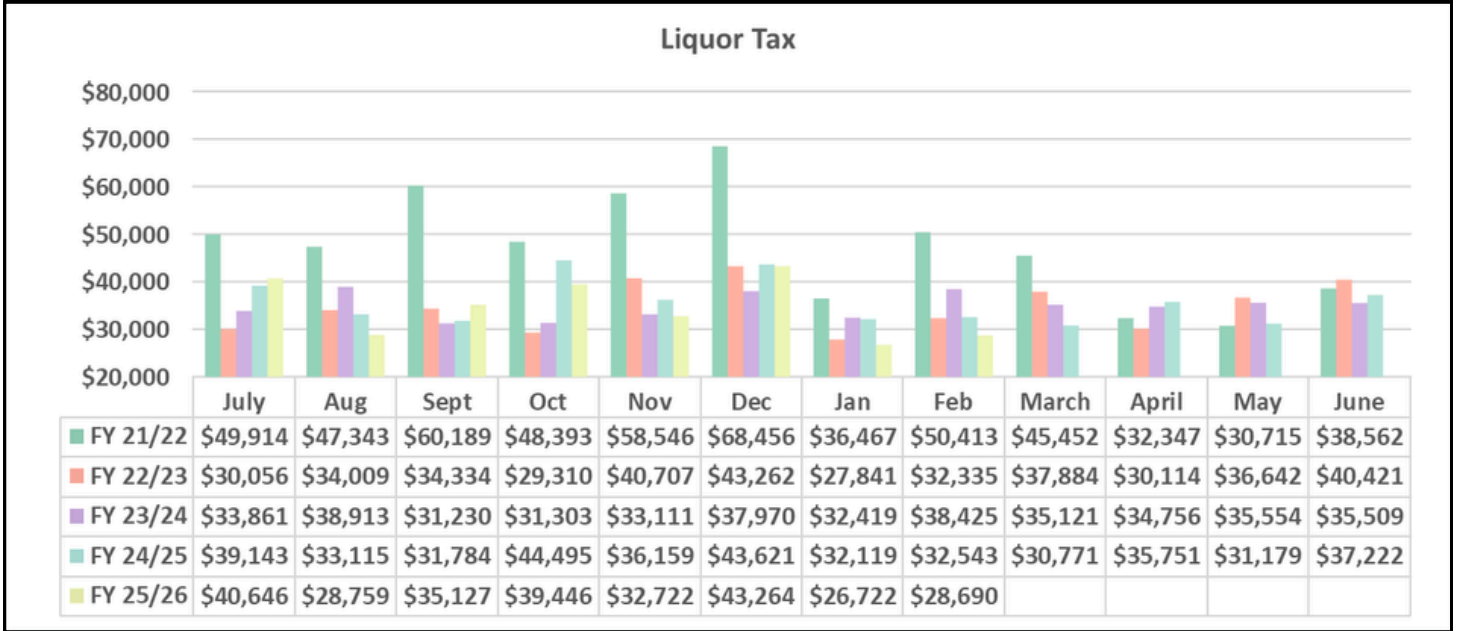
# CITY OF CROSSVILLE WHOLESALE BEER TAX MARCH 2026 REPORT



# CITY OF CROSSVILLE

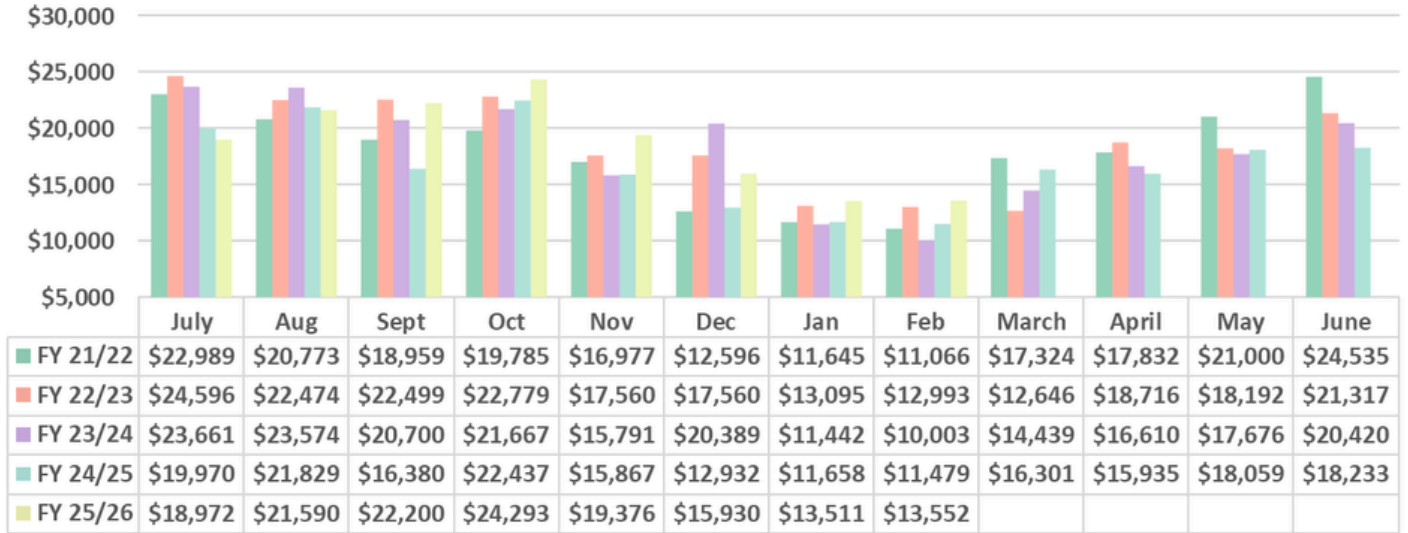
## LIQUOR TAX

### MARCH 2026 REPORT

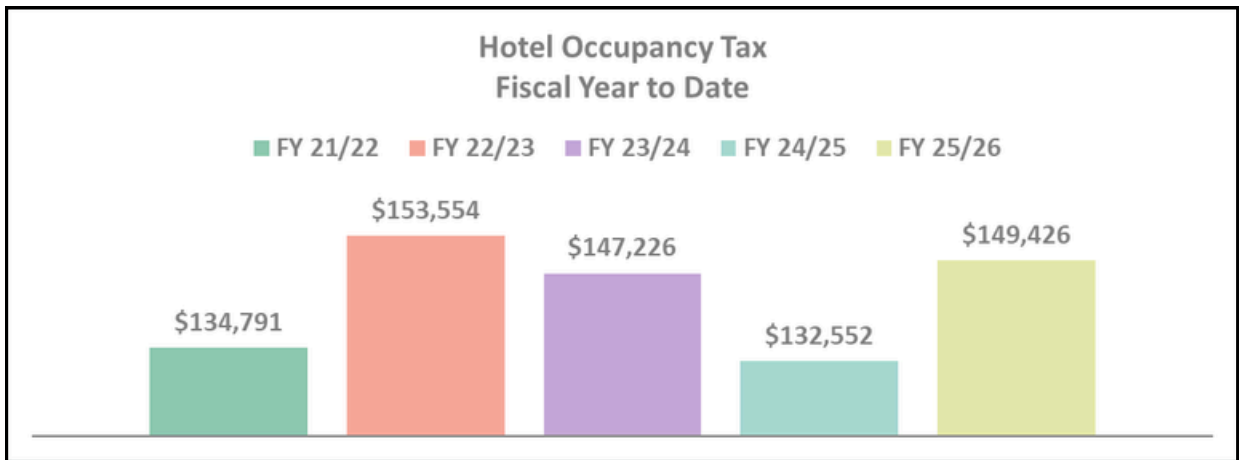


# CITY OF CROSSVILLE HOTEL OCCUPANCY TAX MARCH 2026 REPORT

Hotel Occupancy Tax




Hotel Occupancy Tax  
Fiscal Year to Date



CITY OF CROSSVILLE  
HUMAN RESOURCES  
MARCH 2026 REPORT

**Employees**



**YEARS OF SERVICE**

Brian Eckelson	28
Leah Crockett	19
Jacob DeRossett	18
Ryan Bilbrey	17
Terry Potter	16
Brian K. Wyatt	12
Gregory Martin	11
Malena Fisher	9
Thomas Houston	6
Douglas Atkinson	4
Amanda Harvey	3
Halen Hassler	3
Eric Brown	2
Anna Leming	2

**EMPLOYEE OF THE 1ST QUARTER**

Jeremy DeRossett

**EMPLOYEE OF THE 2ND QUARTER**

TBD

**EMPLOYEE OF THE 3RD QUARTER**

TBD

**EMPLOYEE OF THE 4TH QUARTER**

TBD

**JOB VACANCIES**

- NONE

**NEW HIRES**

- Maintenance
  - Gary “Jr” Lawson
- Fire Dept.
  - Brian Garrett
- Police Dept.
  - Mitchell Park
  - Nathan Ramson
- Utility Maintenance
  - Tanner Hale
- Catoosa Utility Maint.
  - Tyler Blaylock



# CROSSVILLE POLICE DEPARTMENT

## MONTHLY STATS REPORT

### MARCH 2026 REPORT

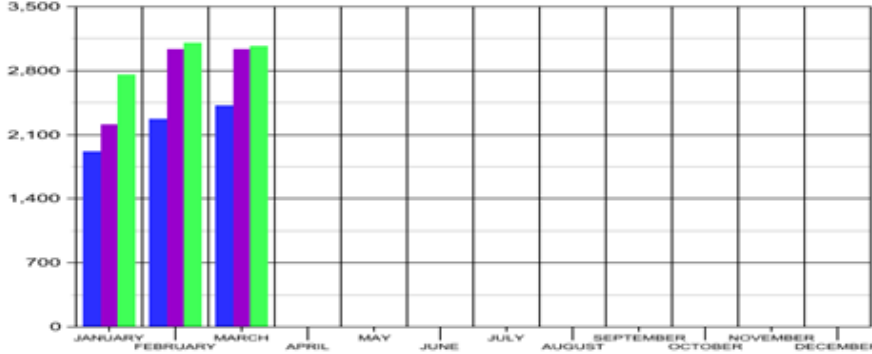
CITATIONS		OFFENSES		ARRESTS	
Ran Stop Sign	4	Theft from Building	3	Burglary	1
Speeding	11	Theft All Other	2	Theft from Building	1
Seatbelt Violation	14	Assault	9	Theft from Vehicle	1
Texting Violation	4	Rape	2	Assault	5
Window Tint Violation	3	Burglary	3	Fraud	1
Insurance Violation	13	Fraud	1	Vandalism	2
Registration Violation	7	Forcible Fondling	1	Resist/Evading Arrest	2
Light Law Violation	16	Shoplifting	3	Drug Violation	9
No DL	2	Vehicle Theft	1	Drug Equipment	8
Following To Close	1	Embezzlement	1	DUI	3
Improper Passing	1	Lost property	2	Weapons Law Violation	4
Failure To Signal	1	Dog Bite	1	DOR/DOS/No DL	8
Ran Traffic Light	6	Drug Violation	3	Shoplifting	2
		Recovery	1	Public Intoxication	11
		APS Referral	9	Disorderly Conduct	2
		Overdose	4	Criminal Trespass	2
		Vandalism	2	Warrant	19
		Property damage	2	Hit & Run	4
		Traffic Violation	2	Domestic Assault	8
		Hit & Run	1	Traffic Violations	2
				Tampering w/ Evidence	2
				Theft All Other	2
				Viol. Of OP/Bond Cond.	5
				Underage Consumption	1
				Reckless Driving	1
				Viol. Of Open Container	1
				Reckless Endangerment	1
<b>TOTAL</b>	<b>83</b>	<b>TOTAL</b>	<b>53</b>	Indecent Exposure	1
<b>SPEED WARNINGS</b>	<b>1</b>	<b>JUVENILE ARRESTS</b>		Non Emergency 911 Calls	1
<b>WARNINGS</b>	<b>0</b>	Runaway	1		
<b>Accidents</b>		Disorderly Conduct	4		
Fatality	0	Vaping Violation	17	<b>TOTAL</b>	<b>110</b>
With Injury	16	Assault	3	<b>ROAD CALLS</b>	<b>1895</b>
Without Injury	31	Underage Consumption	4	<b>SCHOOL CALLS</b>	<b>1126</b>
Minor	60	Shoplifting	1	<b>ANIMAL CONTROL CALLS</b>	<b>47</b>
<b>TOTAL</b>	<b>107</b>	<b>TOTAL</b>	<b>30</b>	<b>TOTAL CALLS</b>	<b>3068</b>

\* March 3rd - Participated - Community Complex Career Fair.



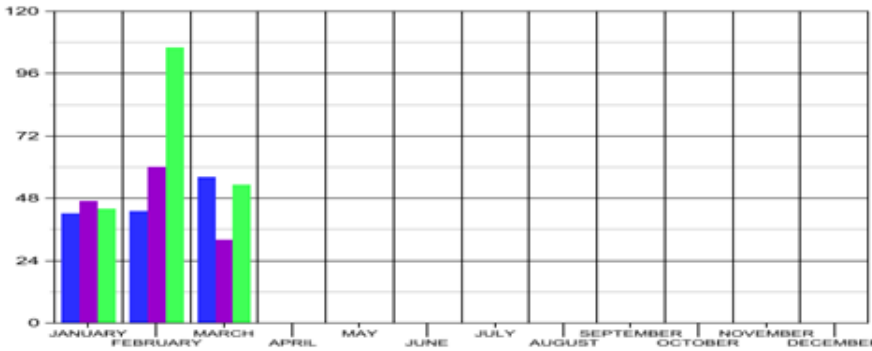
# CROSSVILLE POLICE DEPARTMENT STAT COMPARISONS MARCH 2026 REPORT

■ 2024   
 ■ 2025   
 ■ 2026



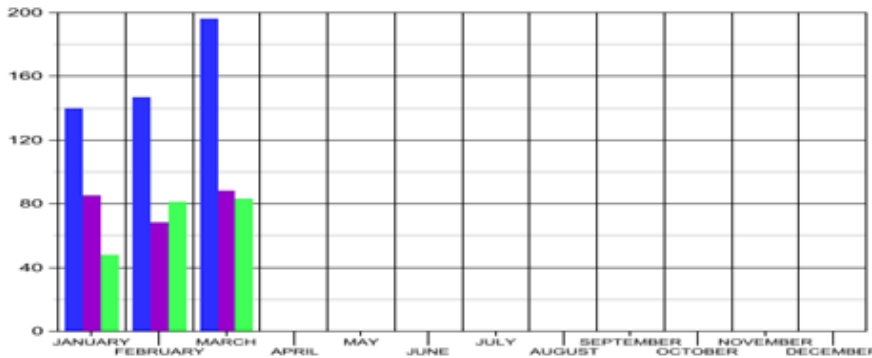
## CALLS

2024 — 6,106  
 2025 — 7,452  
 2026 — 8,930



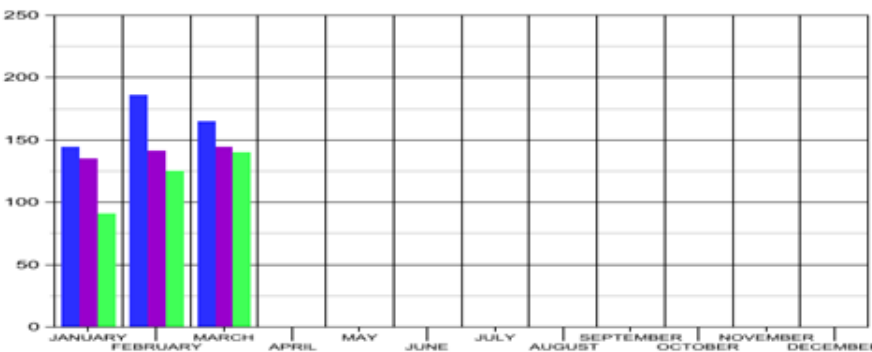
## OFFENSES

2024—141  
 2025—139  
 2026—203



## CITATIONS

2024 — 483  
 2025 — 239  
 2026 — 212



## ARRESTS

2024 — 495  
 2025 — 420  
 2026 — 356



**CROSSVILLE POLICE DEPARTMENT**  
**SRO REPORT**  
**MARCH 2026 REPORT**

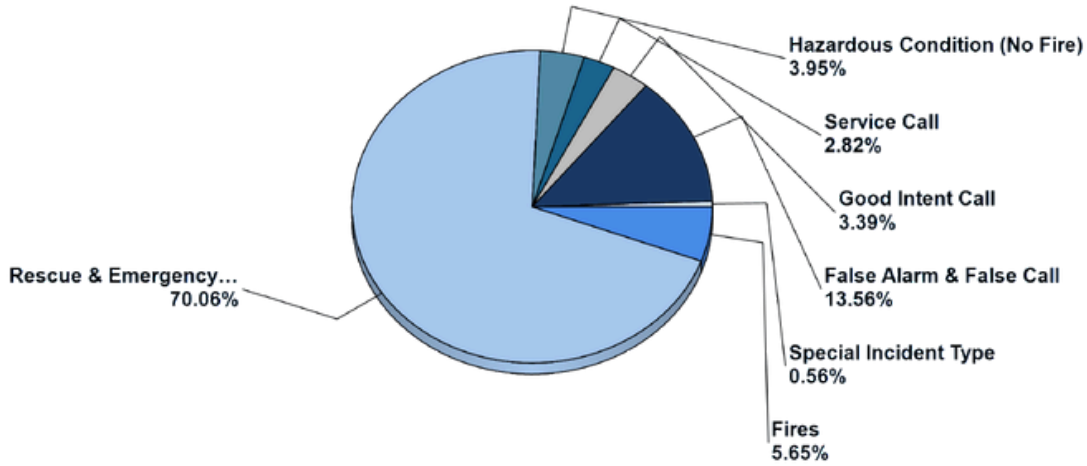
Activity / Event	Count	As Substitute	Total Count	% To Total
Accidents	1	0	1	0.09
Alcohol - Possession	0	0	0	0.00
Alcohol - Under Influence	0	0	0	0.00
Arrests/Citations Issued	27	0	27	2.40
Assault Aggravated	0	0	0	0.00
Assist. - Other Agency	11	0	11	0.98
Assist. - School Admin	261	0	261	23.18
Athletic Events	3	0	3	0.27
Campus Foot Patrol	274	0	274	24.33
Classroom Activity	11	0	11	0.98
Consultation - Parents	73	0	73	6.48
Consultation - Students	390	0	390	34.64
Court Appearances	0	0	0	0.00
Disorderly Conduct	4	0	4	0.36
Drug Arrest	1	0	1	0.09
Incident Report	15	0	15	1.33
Meetings - Other	3	0	3	0.27
Meetings - School	14	0	14	1.24
Meetings - SRO Divisional	0	0	0	0.00
Non-THC Vape	13	0	13	1.15
Simple Assault	4	0	4	0.36
Special Events - Non Athletic	8	0	8	0.71
THC Vape	9	0	9	0.80
Theft	0	0	0	0.00
Theft Related	0	0	0	0.00
Traffic Accident	0	0	0	0.00
Training	1	0	1	0.09
Unsecure Doors	3	0	3	0.27
Vandalism	0	0	0	0.00
Vehicle/Equipment Inspection/Maintenance	0	0	0	0.00
Weapon Related	0	0	0	0.00



# CROSSVILLE FIRE DEPARTMENT

## MAJOR INCIDENTS

### MARCH 2026 REPORT



MAJOR INCIDENT TYPE	# INCIDENTS	% of TOTAL
Fires	10	5.65%
Rescue & Emergency Medical Service	124	70.06%
Hazardous Condition (No Fire)	7	3.95%
Service Call	5	2.82%
Good Intent Call	6	3.39%
False Alarm & False Call	24	13.56%
Special Incident Type	1	0.56%
<b>TOTAL</b>	<b>177</b>	<b>100%</b>

Detailed Breakdown by Incident Type		
INCIDENT TYPE	# INCIDENTS	% of TOTAL
111 - Building fire	2	1.13%
113 - Cooking fire, confined to container	3	1.69%
131 - Passenger vehicle fire	3	1.69%
132 - Road freight or transport vehicle fire	1	0.56%
151 - Outside rubbish, trash or waste fire	1	0.56%
321 - EMS call, excluding vehicle accident with injury	97	54.8%
322 - Motor vehicle accident with injuries	22	12.43%
324 - Motor vehicle accident with no injuries.	4	2.26%
372 - Trapped by power lines	1	0.56%
412 - Gas leak (natural gas or LPG)	1	0.56%
413 - Oil or other combustible liquid spill	1	0.56%
444 - Power line down	2	1.13%
460 - Accident, potential accident, other	1	0.56%
462 - Aircraft standby	1	0.56%
463 - Vehicle accident, general cleanup	1	0.56%
500 - Service Call, other	3	1.69%
553 - Public service	1	0.56%
561 - Unauthorized burning	1	0.56%
611 - Dispatched & cancelled en route	3	1.69%
631 - Authorized controlled burning	1	0.56%
651 - Smoke scare, odor of smoke	2	1.13%
700 - False alarm or false call, other	5	2.82%
713 - Telephone, malicious false alarm	1	0.56%
721 - Bomb scare - no bomb	1	0.56%
730 - System malfunction, other	1	0.56%
743 - Smoke detector activation, no fire - unintentional	1	0.56%
744 - Detector activation, no fire - unintentional	1	0.56%
745 - Alarm system activation, no fire - unintentional	12	6.78%
746 - Carbon monoxide detector activation, no CO	2	1.13%
911 - Citizen complaint	1	0.56%
<b>TOTAL INCIDENTS:</b>	<b>177</b>	<b>100%</b>



# CITY OF CROSSVILLE

## WATER LOSS

### MARCH 2026 REPORT

	Consumption	Water loss - flushing	Water loss - leaks	Water loss - fire fighting	Total Internal Use	Unaccounted - for Water	Pumped Water	LOSS %
<b>2025</b>								
January	94,545,900	346,675	2,190,268	5,825	2,542,768	25,624,232	122,712,900	21%
February	105,136,000	67,747	689,662	3,900	761,309	757,091	106,654,400	1%
March	93,026,100	310,111	4,321,812	9,840	4,641,763	9,698,437	107,366,300	9%
April	91,599,900	267,289	1,432,904	33,420	1,733,613	10,656,487	103,990,000	10%
May	96,969,500	1,298,333	1,017,709	11,915	2,327,957	14,499,643	113,797,100	13%
June	102,665,700	201,256	1,231,246	24,188	1,456,690	17,444,610	121,567,000	14%
July	105,261,000	165,528	3,107,535	44,755	3,317,818	23,579,182	132,158,000	18%
August	112,701,500	198,478	2,034,632	40,225	2,273,335	10,847,165	125,822,000	9%
September	106,954,400	862,124	2,711,100	805	3,574,029	8,624,671	119,153,100	7%
October	99,261,700	122,541	1,000,604	7,002	1,130,147	22,540,553	122,932,400	18%
November	98,924,500	74,878	2,090,374	11,575	2,176,827	16,110,073	117,211,400	14%
December	99,282,900	213,217	373,206	23,025	609,448	25,342,852	125,235,200	20%
<b>2026</b>								
January	97,026,500	247,371	979,498	11,395	1,238,264	35,780,236	134,045,000	27%
February	106,520,300	568,619	1,640,211	10,875	2,219,705	22,548,995	131,289,000	17%
March	98,333,300	203,837	676,108	32,430	912,375	40,976,825	140,222,500	29%
April								
May								
June								
July								
August								
September								
October								
November								
December								
<b>TOTAL:</b>								
6 mos	599,349,200	1,430,463	6,760,001	96,302	8,286,766	163,299,534	770,935,500	21%
12 mos	1,215,501,200	4,423,471	18,295,128	251,610	22,970,209	248,951,291	1,487,422,700	17%



# CITY OF CROSSVILLE STREET DEPARTMENT MARCH 2026 REPORT

## Street Department Work Orders:

- Sweeper Truck – swept curb and gutter
  - 157 locations
- Brush Removal – 27 loads, 142 locations.
- Leaf Removal – 7 locations
- Reshape Shoulders & Ditches on
  - Taylor Avenue, Panther Valley, Old Mail Road, Dorton Road, corner of Prentice Street & Fourth Street, corner of Calloway Drive & Carriage Drive.
- Patching on Stout Drive, Sparta Drive, Cook Road, Bayberry Drive, Fourth Street, corner of Palmetto Drive, Braun Street, Burnett Street, and Iris Lane.
- Culvert Installs
  - Castleman Lane and Justice Street
- Clean Culverts and Pipes
  - Sparta Drive, Tennessee Avenue, Cleveland Street, My Yamaha Drive, Webb Avenue, Dayton Avenue, S. Webb Avenue and Bilbrey Street
- Concrete Pour at West Avenue & Elmore Road, CVS (water leak repair), Brook Street, Holiday Drive, and Goose Pointe.
- Patch gravel shoulders on
  - Campbell Street, corner of E. First Street, Coleman Street, Ivy Avenue, Tennessee Avenue & Quail Ridge, Cedar Ridge Lane, Riverbend Drive, corner of Tennessee Avenue, Waterview Drive, Tulip Court, corner of Bobwhite Drive & Deerfield, Jesse Loop, Sparta Drive and Sandra Lane.
- Millings at the corner of Keyes Street & Livingston Road, and Matherly Street.
- Clean & Reshape Ditches
  - Sparta Drive, Bobwhite and E. First Street.
- Paint parking spots at the New Fire Hall #2, for the Housing Authority on Henry Street, Grinder House, and Stokes Electric.
- Roadside clean-up on Brook Street to prepare for bank stabilization.
- Road repairs on Hassler Road.
- Assistance to other departments – repair a water line cut

## Sign and Electrical Maintenance Work Orders:

- Traffic signal light repair/maintenance
  - #29 West Avenue @ Elmore Road, #1 127 @ Miller/Milo, #20 Genesis @ I-40EB, #34 West @ Stanley
- Electrical Maintenance/Repairs on Street lights
  - E. Fifth Street, Street light in front of Sonic, Centennial Park – repairs to the ball park lights, Interchange Drive – took down street light poles
- Loop Maintenance
  - #23 Peavine @ I-40EB
- Preventive Maintenance on signals & updated conflict monitor:
  - #7 127 @ Woodmere Mall, #18 Webb @ Genesis Road, #5 127 @ Fourth Street, #4 127 @ E. First Street, #2 Main @ Elmo/Cleveland Street, #3 Main @ Lantana Road
- Sign repair/Maintenance and Fabricating letters
  - Street Signs at Crossroads Road @ Commercial Drive; Stout Drive @ Sweeney Drive; N. Main @ Hill Street; Hwy 127 @ Miller Avenue (overhead sign)
  - Stop Ahead on S. Webb Avenue
  - Speed Limit sign repair on Cleveland Street, and Stout Drive
  - Hidden Entrance Sign on E. First Street

## Miscellaneous:

- Took down the remaining winter decorations
- Cleaned out spillway at the end of Tennessee Avenue
- Pole brackets for banners
- Repair driveway and cold patch road on Holiday Drive
- Clean up the Old Village Inn Motel site
- Prepare Cotton Patch for pavement
- Repair concrete culvert on Mayberry Street
- Wavetronix training
- Remove all salt plows and spreaders
- Beeper Call-out:
  - Reset light on Webb Avenue & E. First Street
  - Light on flash at 127S & Miller By-Pass
  - Cardboard fire at Mayberry's Warehouse
  - Lights out on Genesis Road



# CITY OF CROSSVILLE

## MAINTENANCE DEPARTMENT

### MARCH 2026 REPORT

---

#### GENERAL MAINTENANCE WORK ORDERS

**COMPLETED:** 97

#### SPECIAL PROJECTS/WORK ORDERS:

- Cleaned the lot behind City Hall for Codes
- Built a lean-to behind the Police Department roof
- Palace floor and seats
- Replace the water line and hydrant at the Young Marine's building
- Cleaned floor drain at Warner
- Picked up trees for Arbor Day
- Repair door at the Airport hangar – replace metal, replace door and sheeting
- Replace the metal on skylights at the Holiday Water Plant

**SERVICE TRUCK CALLS:** 29

#### VEHICLE/EQUIPMENT SERVICES AND REPAIRS:

- CODES
  - NONE
- AIRPORT
  - NONE
- CATOOSA
  - Unit 1213 – Service, rotated tires, checked brakes
- FIRE
  - NONE
- MAINTENANCE
  - Unit 215 – Replaced mower blades.
- WATER TRANSMISSION/SEWER
  - Unit 403 – Replaced batteries. Installed disaster prevention kit.
  - Unit 435 – Service.
  - Unit 445 – Service.
  - Unit 405 – Service.
  - Unit 460 – Front & rear brakes, axle seals. Troubleshoot code. Replaced pressure sensor. Front tires.
- STREET
  - Unit 639 – Plow wiring.
  - Unit 605 – Service. Rotate tires.
- POLICE
  - Unit 41 – Removed Amazon light. Installed Whelen lights and control system.
  - Unit 30 – Service, replaced front brakes.
  - Unit 37 – Battery.
  - Unit 12 – Service.
  - Unit 72 – Service. Front brakes.
  - Unit 11 – Service. Rotate tires.
  - Unit 34 – Service.
  - Unit 41 – Service. Rotate tires.
- POLICE CONT.
  - Unit 4 – Service. Rotate tires. Cabin air-filter.
  - Unit 13 – Service. Rotate tires. Replaced water pump.
  - Unit 25 – Service. Rotate tires. Replaced all four control arms.
  - Unit 17 – Service. Rotate tires.
  - Unit 71 – Service. Rotate tires.
  - Unit 70 – Service.
- PARKS & RECREATION
  - Unit 703 – Service. Rotate tires. Wiper blades. Troubleshoot code.
- WATER TREATMENT
  - Unit 903 – Troubleshoot codes.
  - Unit 905 – Troubleshoot code.
- IT DEPARTMENT
  - NONE
- EMERGENCY MANAGEMENT
  - NONE
- ENGINEERING
  - Unit 306 – Service. Rear leaf springs.
- CEMETERY
  - NONE
- STORM WATER
  - NONE
- VEOLIA
  - Unit 815 – Replaced left, rear tail lamp.
- CENTRAL STAFF
  - NONE



# CITY OF CROSSVILLE WATER TREATMENT PLANT MARCH 2026 REPORT

---

## Holiday Hills

### General Maintenance:

- Changed monthly water filters for machines
- Serviced Dehumidifiers
- Serviced odd number motors and pumps
- Changed caustic tubes in pumps
- Changed poly tubes in pumps
- Replaced Miox solution Heater and rewired
- Adjusted miox #2 water flow
- Worked on forklift
- Repaired valve leak in miox #1
- Replaced the Brine pump in miox #2
- Built wall to support Beam and metal in the shop
- Replaced the water flow sensor in the miox room
- Fixed drain from miox room to basement
- Put in a jack to support Concrete to support the ceiling from falling in the basement
- Fixed Phosphate carry water
- Pulled finish pump
- Cleaned shop out to get ready for insulation
- Repaired the plumbing in the carbon room

### Unexpected Repairs:

- NONE

### Continuing Projects:

- Pump changeouts and plumbing for pre and post miox
- New plumbing and chemical drops in the finished water line in basement

## Meadow Park Lake

### General Maintenance:

- Changed monthly water filters for machines
- Serviced Dehumidifiers
- Serviced odd number motors and pumps
- Changed caustic tubes in pumps
- Painted walls in chemical room and transfer pump room
- Repaired fitting on distiller
- Cleaned ports for ROF and LOH meters
- Worked on jesco pump
- Replaced light bulbs in buildings
- Replaced springs in the jesco pump
- Took coupling out of high service #1 to order new ones

### Unexpected Repairs:

- High service #1
- Jesco pump spring
- Diostiller

### Continuing Projects:

- New bicarb stands for raw pumphouse



# CITY OF CROSSVILLE

## UTILITY MAINTENANCE

### MARCH 2026 REPORT

#### Key Metrics:

- Locations: 349
- Backflows Tested: 24
- Grinder Pumps Sold: 2
- Preliminary Inspections: 2
- Final Inspections: 2
- Replacement Pumps: 0
- Grinder Pump Repairs: 30
- Total Water Loss: 242,125 gallons

#### Meter Services:

- Turn-Ons: 18
- Turn-Offs: 23
- Occupant Changes: 74
- Reinstates: 33
- Checks, Replacement, Repair: 67

#### Repairs and Installations:

- Water Taps: 8
- Main Line Leaks: 3
- Service Repairs: 0
- Sewer Taps: 6
- Sewer Line Repairs: 3
- Graves: 10

#### Pipe Installed:

- 76' of 3/4" copper
- 35' of 1" copper
- 0' of 2" copper
- 71' of 6" PVC
- 0' of 12" PVC
- 0' 2" PVC
- 4' of 4" PVC
- 0' of 3/4" PVC
- 15' of 1" PVC
- 780' of 4" HDPE
- 40' of 2" HDPE
- 0' of 6" HDPE
- 0' of 10" PVC
- 0' of 8" PVC

#### Monthly Summary of Activities:

- Replaced approx. 57 ¾ water meters due to meter or AMR malfunctioning
- Meters were read, service orders completed, and customer complaints addressed
- 24 backflow devices were tested
- Sewer and water leaks were fixed
- Water and sewer taps were made
- Continued with Water and Sewer Line extensions on Northside Drive

#### Water Leaks Repaired:

- 262 Mockingbird Drive
- 287 Mockingbird Drive
- 154 Turkey Oak Road

#### Water Taps:

- 482 Obed Plaza
- 80 Dewey Drive L34
- 182 Dewey Drive L31
- 168 Taylors Chapel Road
- 1753 Highway 68
- 439 Rhodendron
- 289 Rhodendron
- 1320 Talyors Chapel Road

#### Sewer Taps:

- 80 Dewey Drive L34
- 182 Dewey Drive L31
- 202 Stoneview Drive L32
- 216 Stoneview Drive L33
- 439 Rhodendron Circle
- 289 Rhodendron Circle

#### Sewer Line Repairs

- 101 Dayton Avenue
- 1481 East Deer Creek Drive
- 487 Southridge Drive

#### Grinder Pump Finals

- 36 Gardens RV Drive
- 246 Stoneview Drive

#### Grave Services:

- Jack F. Mullis Jr.
- Peggy Graves
- Pascal Thomas Manuel
- Trudy Wegman
- Jerry Hilton Mayo
- Wallace Looper
- Moises S. Bazan
- Mildred Sherrill
- Betty J. Junge
- James Crabtree

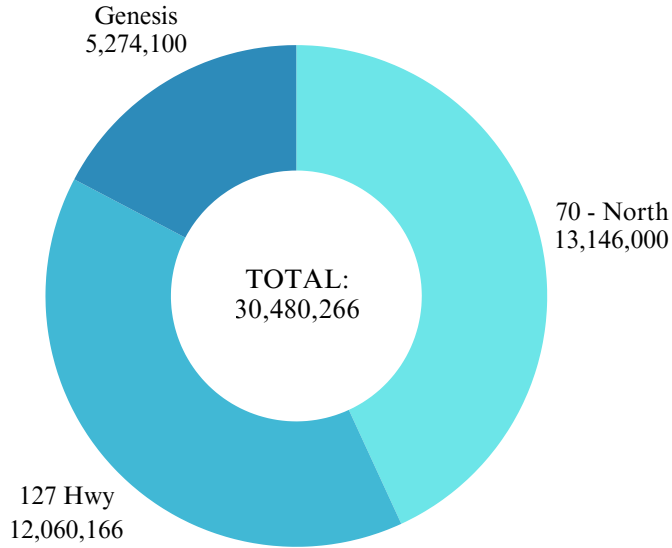
#### Next Month's Forecast:

- Replace AMR Meters and ERTs as needed
- Do water & sewer taps and graves
- Repair Grinder pumps and cleanings and maint. checks
- Test Back flows
- Hydrant Testing / Maintenance
- Finish water and sewer line ext. on Northside Drive

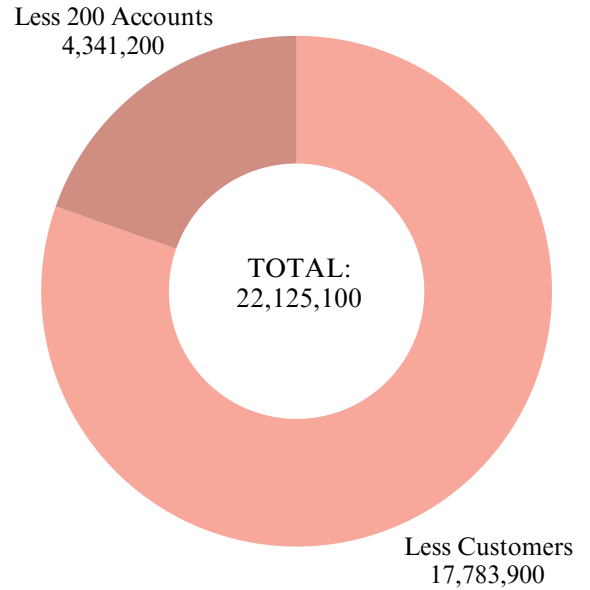


# CITY OF CROSSVILLE CATOOSA WATER LOSS & MAINTENANCE MARCH 2026 REPORT

**WATER  
PURCHASED**



**WATER  
SOLD**



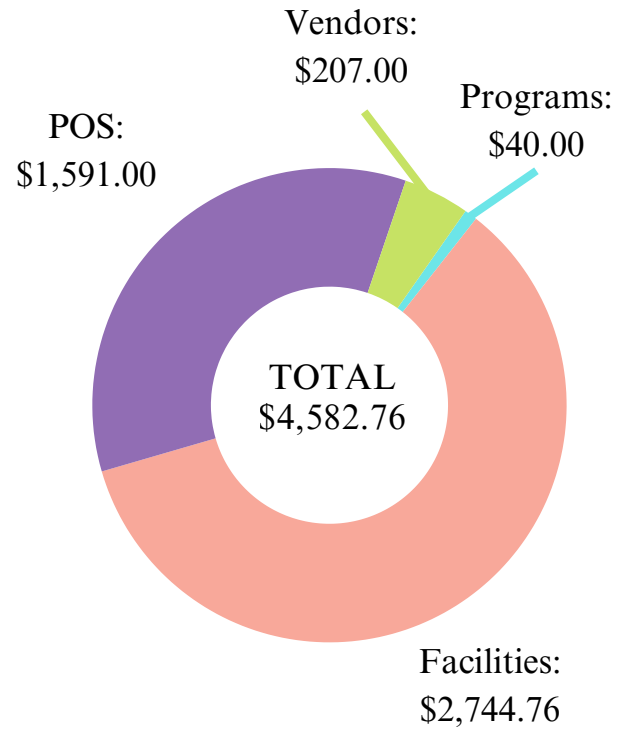
<u>Water Loss</u>					<u>Maintenance</u>	
<b>Master Pumps</b>			<b>Water Sold</b>		<b>Meter and Taps</b>	
70 - North	13,146,000	Master Pumps Total	30,480,266		Water Taps	14
127 Hwy	12,060,166	Less Customers	17,783,900		Meters Changed Out	33
Genesis	5,274,100	Less 200 Accounts	4,341,200		Read Meters - Radio (for City) 200 Accounts	219
62 HWY	0		<b>8,355,166</b>		Read Meters	5317
		<b>Percent of Loss</b>	<b>27%</b>		Meters Locked (non-payment)	29 Locked on 3/3/26 for Feb. 11 Locked on 3/31/26 for Mar.
<b>TOTAL</b>	<b>30,480,266</b>				Meters Unlocked	21
		Fire Department			Registers Changed	0
		Tank Cleaning and Filling			Meters Reread	299
		Metered Filling			<b>Leaks Repaired</b>	
		Metered Flushing	0		Water-Main Line	1
		Unmetered Flushing	400		Water-Service Line	8
		Unmetered Leak	637,420		Blow-off Lines	0
		Bill Adjustments			<b>Other</b>	
		Metered Leaks			Other Work Orders Processed	106
		Bulk Sales			Backflows Tested	15
		<b>TOTAL</b>	<b>7,717,346</b>		Line Locations	352
		<b>TOTAL Percent of Loss</b>	<b>25%</b>		Special Projects	NONE



# CITY OF CROSSVILLE LEISURE SERVICES - PARKS MARCH 2026 REPORT

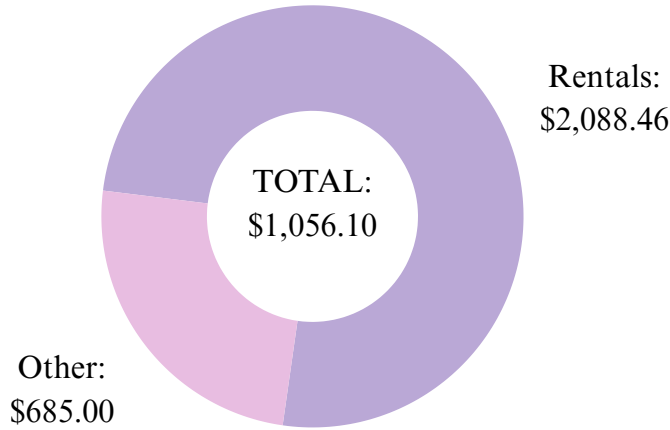
## RECEIVABLES TOTAL BY CATEGORY

<b>Programs</b>			
JFK	\$40.00		1
<b>TOTAL</b>	<b>\$40.00</b>		<b>1</b>
<b>Facilities</b>			
Centennial Park Shelter 2	\$66.40		2
Centennial Park Shelter 3	\$93.16		3
Crossville Depot Meeting Room	\$1,777.90		16
Meadow Park Lake Shelter 1	\$0.00		0
Meadow Park Lake Shelter 2 (Next to Playground)	\$103.50		2
Pickleball Court 1	\$0.00		0
Pickleball Court 2	\$0.00		0
Pickleball Court 3	\$16.56		5
Pickleball court 4	\$37.26		10
Pickleball Court 5	\$10.35		3
Pickleball Court 6	\$22.77		6
Pickleball Court 7	\$37.26		10
Pickleball Court 8	\$62.10		16
Turner Field 1	\$517.50		1
<b>TOTAL</b>	<b>\$2,744.76</b>		<b>74</b>
<b>POS</b>			
Palace	\$1,591.00		266
<b>TOTAL</b>	<b>\$1,591.00</b>		<b>266</b>
<b>Vendor</b>			
2:42	\$51.75		1
The Good Stuff at Sams	\$51.75		1
The Lemonade Stand	\$51.75		1
Z's Mini Donuts	\$51.75		1
<b>TOTAL</b>	<b>\$207.00</b>		<b>4</b>
<b>MPL</b>			
Ramp			78
Camp			
Boat Rental			



# CITY OF CROSSVILLE LEISURE SERVICES - PALACE THEATRE MARCH 2026 REPORT

## Event Revenue



PALACE-PRODUCED EVENTS	Event Date	Artist Fee	# Tickets	Ticket Revenue	ACTUAL Ticket	Concessions Revenue	Sound/Lights	NET P/L
The Frontmen	March 14	-\$18,000.00	262	\$17,660.00	\$16,009.64	\$498.00	-\$225.00	-\$1,717.36
<b>TOTALS:</b>		-\$18,000.00	262	\$17,660.00	\$16,009.64	\$498.00	-\$225.00	-\$1,717.36
* = Ticket splits								
RENTALS	EVENT DATE	RENT	# Tickets	Ticket Revenue	OUR FEES	Concessions Revenue	Sound/Lights	NET P/L
Hysteria When Wet	March 28	\$700.00	293	\$9,018.00	\$1,111.46	\$602.00	-\$325.00	\$2,088.46
<b>TOTALS:</b>		\$700.00	293	\$9,018.00	\$1,111.46	\$602.00	-\$325.00	\$2,088.46
OTHER	EVENT DATE	RENT/License	# Tickets	Ticket Revenue	NET TICKET REVENUE	Concessions Revenue	Sound/Lights	NET P/L
2026 Tourism Summit	March 26		275			\$82.00	-\$125.00	-\$43.00
CF Special Needs Group	March 31	-\$215.00	120			\$600.00		\$385.00
Open Mic Night	March 31		30			\$59.00	-\$125.00	-\$66.00
Encore Ice Cream						\$409.00		\$409.00
<b>TOTALS:</b>		-\$215.00	425			\$1,150.00	-\$250.00	\$685.00
<b>TOTALS March: 6 Events</b>		-\$17,515.00	980	\$26,678.00	\$17,121.10	\$2,250.00	-\$800.00	\$1,056.10



CITY OF CROSSVILLE  
LEISURE SERVICES - TOURNAMENTS  
MARCH 2026 REPORT

---

Bash 4 Cash

- Sport: WSL Softball
- Scale: 41 Teams; 1,116 Total People
- Participating States/Cities/Counties: Tennessee, Kentucky, Georgia, and Ohio
- Concessions: 81 Meals Sold
- Economic Impact: 141 Hotel Rooms

WSL

- Sport: Co-Ed Softball
- Scale: 21 Teams
- Economic Impact: 38 Hotel Rooms

USSSA Baseball

- Sport: Baseball (10u and 13u)
- Scale: 14 Teams
- Participating States/Cities/Counties: Cookeville, Baxter, Knoxville, Nashville, and Crossville
- Economic Impact: 39 Hotel Rooms

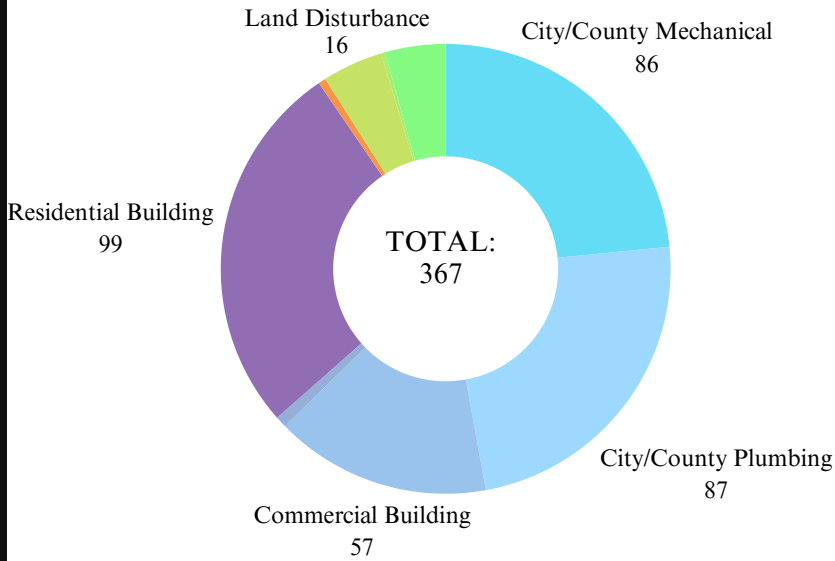
State League Soccer

- Soccer
- Scale: 6 games

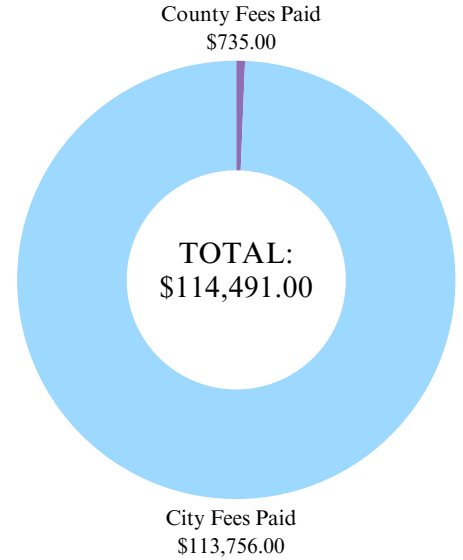


# CITY OF CROSSVILLE CODES DEPARTMENT MARCH 2026 REPORT

## PERMITS ISSUED



## FEES PAID



	City & County Mechanical	City & County Plumbing	City Commercial Building	City Commercial Demolition	City Residential Building	City Residential Demolition	Land Disturbance Permits	Plans Review	Sign	Total Permits	County Fees Paid	City Fees Paid	Total Fees Paid
July 2025	9	7	6	0	5	0	1	0	0	28	\$135.00	\$6,971.00	\$7,106.00
August 2025	14	16	4	0	15	1	3	0	1	54	\$120.00	\$13,731.00	\$13,851.00
September 2025	10	4	5	0	4	0	1	0	1	25	\$390.00	\$7,734.00	\$8,124.00
October 2025	7	27	10	1	32	0	1	0	2	80	\$0.00	\$39,028.00	\$39,028.00
November 2025	17	6	8	1	9	1	5	0	1	48	\$45.00	\$9,864.00	\$9,909.00
December 2025	10	9	6	0	9	0	0	0	1	35	\$0.00	\$5,991.00	\$5,991.00
January 2026	6	4	2	0	6	0	0	1	1	20	\$0.00	\$5,707.00	\$5,707.00
February 2026	6	6	10	1	8	0	2	0	2	35	\$45.00	\$13,010.00	\$13,055.00
March 2026	7	8	6	0	11	0	3	0	7	42	\$0.00	\$11,720.00	\$11,720.00
<b>Total</b>	<b>86</b>	<b>87</b>	<b>57</b>	<b>3</b>	<b>99</b>	<b>2</b>	<b>16</b>	<b>1</b>	<b>16</b>	<b>367</b>	<b>\$735.00</b>	<b>\$113,756.00</b>	<b>\$114,491.00</b>



**CITY OF CROSSVILLE**  
**ENGINEERING DEPARTMENT**  
**MARCH 2026 REPORT**

Project	Current Status	Dates
<b>TDOT 127 North Utility Relocation Section 1</b>	All of the City's utilities are complete and functioning. A final punch list will be created after more of the road construction has been completed. The contractor will be installing conduit and pole foundations for the street lights in the coming months. The contractor will be has installed wavetronics sensors on the south bound lanes of US 127 at the east bound ramp signal.	Completion Date Fall 2026
<b>TDOT 127 North Utility Relocation Section 4 (Fentress Cumberland County Line)</b>	The portion of this project that is the City's water utility relocation is complete and a final punch list will be created after the road work is completed.	Target Completion Date August 31, 2026
<b>TDOT 127 North Utility Relocation Section 2</b>	This project is tentatively scheduled to be bid June 2026. The final water line relocation plans have been submitted to TDOT. A contract modification with TDOT should be forthcoming.	Bid Date June 2026
<b>TDOT 127 North Utility Relocation Section 3</b>	This project is tentatively scheduled to be bid June 2026. The final water line relocation plans have been submitted to TDOT. A contract modification with TDOT should be forthcoming.	Bid Date June 2026
<b>Northwest Connector Phase 3</b>	The utilities for this project are complete. The contractor is completing TDOT punch list items. The City has created a punch list of items pertaining to the sidewalk and traffic signals.	Total Completion Date July 21, 2023 Finish from Genesis To Stout May 31, 2022
<b>Northwest Connector Phase 2</b>	All acquisition has been completed by the City. TDOT has certified the ROW and we are now waiting for TDOT to program the construction in the TDOT budget. This project is not in TDOT's three year plan. The project has been entered into a application of the Statewide Partnership Program.	
<b>Interstate Drive Extension East of Genesis Road</b>	The ROW plans have been reviewed by TDOT and the Engineer has updated the plans and the acquisition has started.	
<b>Downtown Sidewalks</b>	The construction of this project is complete. We are in the process of closing the grant.	Completion Date May 1st 2025
<b>Old Lantana Road, County Seat and Southbend Waterline Replacement</b>	The City has reviewed the plans and the Engineer is revising the plans. A construction start date will be established once the easements are acquired.	
<b>Fourth Street and West Avenue Traffic Signal Replacement</b>	The ROW plans have been approved by TDOT and the design certification has been returned to TDOT. The City should have enough STP funds to bid this project next fiscal year.	
<b>Meadow Park Water Filtration Plant Sewer Project</b>	The Engineer has created the exhibits for the easements. The City is in the process of acquiring the easements.	Schedule will be forthcoming
<b>Raw Water Study (Meadow Park Lake Expansion)</b>	The engineer has developed the contract for the mitigation firm. The city attorney is reviewing the contract before it is submitted to the firm. The city is gathering data for the rate study.	
<b>TDOT SR 24 Highway 70 North Bridge Replacement Utility Relocation</b>	The contractor has finished clearing the vegetation and installed erosion controls. The contractor installing the master meter has completed all work. The contractor relocating the City's utilities was held back from working last month and should start in the month of May.	Bid Letting Winter of 2025
<b>Little Obed Pedestrian Bridge and Greenway Truck Route</b>	The contract has been signed and the contractor is working on the northern access to the bridge. City crews have moved the water meters and fire hydrants along Industrial Drive. We received 641 responses from the survey. The Engineers have started to process the survey data. The next step will be to notify the local trucking companies and get feedback from them.	
<b>Creston Road ARPA Waterline Project</b>	This project is complete and will be removed from this list.	
<b>Peavine Sewer Expansion</b>	This project is complete and will be removed from this list.	Start date September 29, 2025
<b>Genesis Road and 127 Sewer Expansion</b>	The contractor has installed 2350 feet of sewer line and is boring under the interstate near Crossville Inc.	
<b>New Fire Station 2</b>	This project is substantially complete March 2nd. The contractor had 30 days to complete the punch list. The Fire Department is trying to occupy the building April 13th.	Contract completion with 41 weather days January 19, 2026
<b>Water Filtration Plant Upgrade</b>	The switch gear for the pump building has been delivered and the contractor will work the installation into their schedule. It was expected to be delivered May of 2026. All other work has been completed.	
<b>First and Fourth Street Traffic Signal Replacement</b>	TDOT has approved the plans. VEC will be installing taller poles April 13th and the communication companies can relocate after this. The project is nearly ready to bid. The county has an easement document for review. The signal cabinet will now be located on the north east corner of Fourth and Main.	
<b>Water Filtration SCADA</b>	This project is complete and will be removed from this list.	
<b>Miller Avenue Pump Station (Crab Orchard UD)</b>	The contractor has completed the concrete walls and has installed a portion of the underground pipe.	
<b>Miller Avenue Water Line (Crab Orchard UD)</b>	The contractor has installed about 6600 feet of 12 inch ductile water line. He has not installed any of the other size of water line.	
<b>Sparta Drive Water Line Replacement</b>	Staff has reviewed the plans and we are making adjustments and will soon be acquiring easements.	
<b>Livingston Road Realignment</b>	All title work for the right of way is finished. The plan for the road on the church side has been changed from a ditch to curb and gutter. No work has been performed due to weather.	
<b>Interchange Drive Spec Building</b>	The contractor has installed all columns and beams and is now installing the final purlins.	Completion 9/8/2026
<b>Woodmere Tank Valve Pit Replacement</b>	The contractor is submitting shop drawings and will soon start on the Industrial tank and the Cemetery tank.	
<b>Gateway Signs</b>	The plans have been revised to be resubmitted to TDOT for approval.	
<b>Water and Sewer Asset Management Plan</b>	The City has met with a consultant to develop a framework for a request for proposals to complete the plan.	
<b>Catoosa Office</b>	The contractor has started on foundation and rough in plumbing.	
<b>Genesis Tank Painting</b>	the contract has been executed and a start date has not been set. This project inspection award is on the agenda for approval.	
<b>Genesis Pump Station Generator</b>	This project is complete and will be removed from this list.	
<b>Centennial Park Playground</b>	The architect is working on the development of the site plan. The City is developing a plan for the restroom.	
<b>Taxi Way Lighting Rehab</b>	The grant application is on the agenda for approval and the task order for the engineering is on the agenda.	
<b>Private Developments</b>		
<b>The Gardens Phase 8 Plat 3</b>	The City is holding a financial guarantee for a temporary Cul-de-sac or the next phase to start.	
<b>The Gardens Phase 8 Plat 4A</b>	The City is holding a financial guarantee for a temporary Cul-de-sac or the next phase to start.	
<b>Sky View Meadow Subdivision Phase 2 &amp; 3</b>	This development is complete and will be removed from this report.	
<b>The Grove</b>	The City is holding a financial guarantee for a temporary Cul-de-sac or the next phase to start.	
<b>Homestead Junction</b>	The City is holding a financial guarantee for road construction that has not started.	



# CITY OF CROSSVILLE

## AIRPORT FBO

### MARCH 2026 REPORT

---

## Airport Traffic Summary

Total Aircraft Movements (Takeoffs and landings combined):

- March 2026: 891
- March 2025: 786

## Fuel Flow

- March 2026: Total gallons: 15,777.19 gal
  - Jet A: 13,416.20 gal | 100LL: 2,360.99 gal
- March 2025: Total gallons: 8,955.18 gal
  - Jet A: 5,857.00 gal | 100LL: 3,098.18 gal

## Operational Highlights & Notes

Fuel sales showed a strong increase compared to the same period last year, with total gallons rising approximately 76% year-over-year (15,777 gallons in March 2026 VS 8,955 gallons in March 2025). This reflects a notably busy start to the year, which is especially encouraging given that early months typically are slower. This growth has occurred despite the noticeable increase in fuel prices over the past month, further highlighting the strength of current traffic and demand. To support our continued growth here at the airport we are excited to announce we have hired a new A&P/IA to join our team and he's expected to begin in the coming weeks, further strengthening and expanding the capabilities of the airports maintenance department. In addition we had our first Airport cookout of the season and it was received well per usual, bringing the airport tenants together to connect and engage with one another.



# CITY OF CROSSVILLE FINANCE - BONDS MARCH 2026 REPORT

6 Months interest in  
November and May  
Principal payment in May

					6/30/2025	Due May		6/30/2026		
					<u>PAY</u> <u>OUT</u>	<u>INT</u> <u>RATE</u>	<u>LOAN</u> <u>BALANCE</u>	<u>PRINCIPLE</u> <u>PAYMENT</u>	<u>INTEREST</u> <u>PAYMENT</u>	<u>LOAN</u> <u>BALANCE</u>
<b>General Fund</b>										
	2020 Series A1									
	Bonds	2021	2037	4.00%	\$ 3,725,000		\$ 3,725,000	\$ 65,000	\$ 80,050	\$ 3,660,000
	2020 Series B									
	Bonds	2021	2028	4.27%	\$ 840,000		\$ 840,000	\$ 275,000	\$ 12,584	\$ 565,000
	2020 Series A2									
	Bonds	2021	2037	3.00%	\$ 915,000		\$ 915,000	\$ 70,000	\$ 18,300	\$ 845,000
							\$ -	\$ -	\$ -	\$ -
							<u>\$ 5,480,000</u>	<u>\$ 410,000</u>	<u>\$ 110,934</u>	<u>\$ 5,070,000</u>

**Water & Sewer Fund**

	2020 Series C									
	Bonds	0.80534	2050	4.00%	\$ 27,605,000		\$ 27,605,000	\$ 630,000	\$ 611,766	\$ 26,975,000
	Catoosa's Share	0.19466			\$ 5,368,740		\$ 5,368,740	\$ 122,636	\$ 119,086	\$ 5,246,104
							<u>\$ 22,236,260</u>	<u>\$ 507,364</u>	<u>\$ 492,680</u>	<u>\$ 21,728,896</u>
	2020 Sries D Bonds		2027	4.19%	\$ 410,000		\$ 410,000	\$ 205,000	\$ 5,776	\$ 205,000
							<u>\$ 22,646,260</u>	<u>\$ 712,364</u>	<u>\$ 498,456</u>	<u>\$ 21,933,896</u>

**Catoosa**

	2020 Series C									
	Bonds		2050	4.00%	\$ 5,368,740		\$ 5,368,740	\$ 122,636	\$ 119,086	\$ 5,246,104
5/20/2021	RUD Plateau tank	40 yrs	2021	2061	1.75	\$ 840,975	\$ 840,975	\$ 16,670	\$ 114,302	\$ 824,305
4/11/2022	RUD Plateau tank	40	2061	2061	1.5	\$ 295,900	\$ 295,900	\$ 5,986	\$ 4,310	\$ 289,914
							<u>\$ 6,209,715</u>	<u>\$ 139,306</u>	<u>\$ 233,388</u>	<u>\$ 6,070,409</u>

**TOTALS (WATER &  
SEWER FUND)**

\$ 28,855,975    \$ 851,670    \$ 731,844    \$ 28,004,305

**TOTAL ALL FUNDS**

\$ 34,335,975    \$ 1,261,670    \$ 842,778    \$ 33,074,305



# CITY OF CROSSVILLE FINANCE - GRANTS MARCH 2026 REPORT

Grant Agency	Project	Amount			Money Spent	Money Received	To Be Received
		Grant	Local	Total			

**AWARDED:**

TDOT-TAP	Downtown Sidewalks/Lights	\$2,393,388.00	\$757,508.00	\$3,150,896.00	\$3,860,445.98	\$2,579,283.84	\$2,860.81
TDOT-Aeronautics	Terminal Renovations	\$1,062,293.00	\$49,723.00	\$1,112,016.00	\$1,140,985.88	\$1,051,441.71	
TDOT-Aeronautics	Airport Maintenance FY25-26	\$20,000.00	\$0.00	\$20,000.00			
TNECD	Spec Building FY24-25	\$4,523,950.00	\$238,104.00	\$4,762,054.00	\$2,535,906.29	\$2,370,673.03	
ARPA	Multiple	\$3,549,752.35	\$354,975.24	\$3,904,727.59	\$8,388,475.67	\$2,712,400.75	
TDEC ARPA	Crab Orchard Utility District	\$8,170,000.00	\$430,000.00	\$8,600,000.00	\$2,803,197.65	\$114,838.99	
SWIG Asset Mgt	Asset Management	\$500,000.00		\$500,000.00			
LPRF	Inclusive Playground	\$359,000.00	\$459,000.00	\$818,000.00			
Tourism Enhancement	Enhance Tourism Assets	\$60,000.00	\$6,666.67	\$66,666.67			
Alcohol Enforcement	Highway Safety	\$40,000.00		\$40,000.00			
CDBG RHP	Acquisition of Housing	\$750,000.00		\$750,000.00			
ABC Grant	Downtown Statue	\$1,650.00		\$1,650.00			
SRO Grant	Reimburse SRO Expenses	\$300,000.00		\$300,000.00		\$304,000.00	
ThreeStar Grant	Greenway Project	\$50,000.00	\$50,000.00	\$100,000.00	\$186,085.65	\$61,700.00	
BRAG Grant		\$219,130.00		\$219,130.00			
Urban Forestry Grant		\$150,000.00		\$150,000.00			
Tennessee America 250	Downtown Mural	\$20,000.00		\$20,000.00			
CDBG Greenway		\$630,000.00	\$166,627.00	\$796,627.00			
Downtown Improvement		\$30,000.00		\$30,000.00			
<b>TOTALS</b>		<b>\$22,829,163.35</b>	<b>\$2,512,603.91</b>	<b>\$25,341,767.26</b>	<b>\$18,915,097.12</b>	<b>\$9,194,338.32</b>	<b>\$2,860.81</b>



**CITY OF CROSSVILLE**  
**FINANCE**  
**BIDS UNDER BUDGET**  
**MARCH 2026 REPORT**

<u><b>Bid Name</b></u>	<u><b>Opening Date</b></u>
CRO #1671 Water Treatment Plant Building Construction	07/22/2025 2:00 pm
CRO #1672 Water Treatment Plant Fencing and Gate	07/22/2025 2:00 pm
CRO #1676 Centennial Park Pickle Ball Court Lighting	09/23/2025 2:00 pm
CRO #1677 Rugged Laptops	09/23/2025 2:00 pm
CRO #1678 Palace Theatre Auditorium Seating	10/21/2025 2:00 pm
CRO #1679 Palace Theatre Auditorium Flooring	10/21/2025 2:00 pm

<b>Annual Bids</b>	CRO# 1683 Bulk Salt	03/20/2026 2:00 pm
	CRO# 1684 Waterline Supplies	03/20/2026 2:00 pm
	CRO# 1685 Water Treatment Chemicals	03/20/2026 2:00 pm
	CRO# 1686 Fertilizer	03/20/2026 2:00 pm
	CRO# 1687 Tires and Installation	03/20/2026 2:00 pm
	CRO# 1688 Pest Control	03/20/2026 2:00 pm
	CRO# 1689 Street Striping	03/20/2026 2:00 pm
	CRO# 1690 Cold Milling	03/20/2026 2:00 pm
	CRO# 1691 Annual Pump & Motor Maintenance Services	03/20/2026 2:00 pm
	CRO# 1693 Crushed Stone	03/20/2026 2:00 pm

