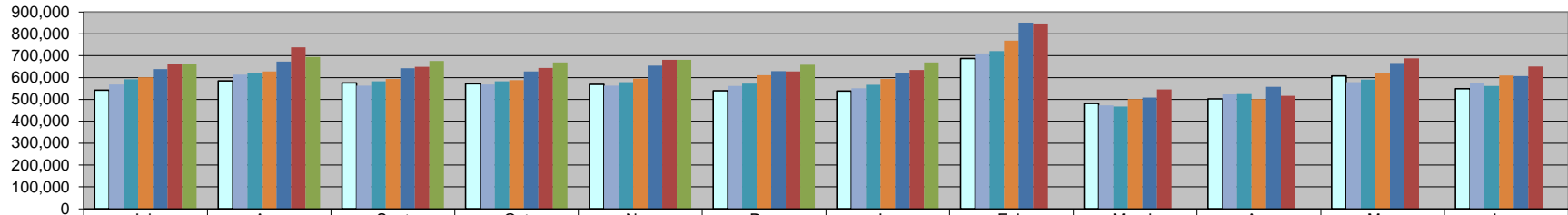
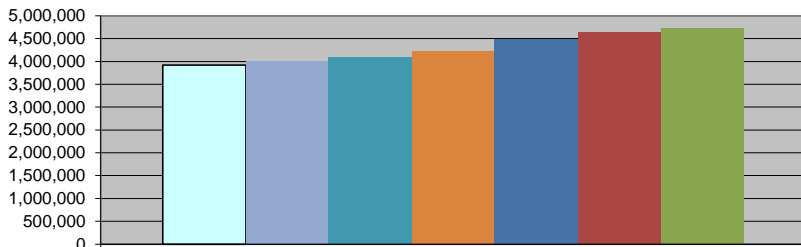


Sales Tax



	July	Aug	Sept	Oct	Nov	Dec	Jan	Feb	March	Apr	May	June
□ FY 11/12	542,564	584,673	575,593	571,365	568,438	539,521	538,581	686,878	481,137	503,099	607,376	548,870
■ FY 12/13	568,911	613,425	563,223	567,870	563,266	562,049	550,910	710,120	472,502	523,568	579,342	574,079
■ FY 13/14	592,201	622,250	583,383	583,302	578,810	571,889	566,907	720,995	468,129	524,484	590,302	562,391
■ FY 14/15	601,996	627,721	593,548	587,893	595,353	610,479	594,131	768,882	502,422	502,612	618,980	609,073
■ FY 15/16	639,340	673,495	642,074	627,579	655,121	629,502	622,916	851,452	508,499	558,191	666,159	606,228
■ FY 16/17	661,460	738,232	648,935	643,501	680,608	627,480	634,569	846,643	545,448	516,060	687,242	650,129
■ FY 17/18	663,772	694,952	676,225	669,557	681,142	658,565	668,878					

Sales Tax Revenue



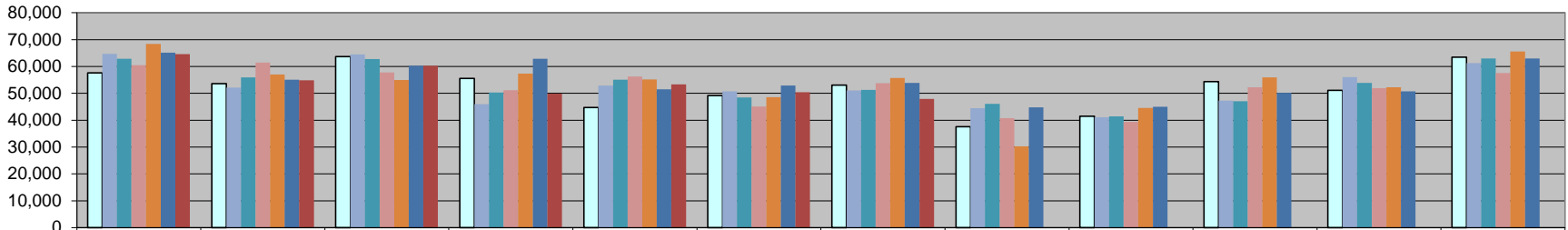
	FY YTD
□ FY 11/12	3,920,735
■ FY 12/13	3,989,654
■ FY 13/14	4,098,743
■ FY 14/15	4,211,121
■ FY 15/16	4,490,026
■ FY 16/17	4,634,784
■ FY 17/18	4,713,092

***COLLECTIONS IN THE CITY OF CROSSVILLE**

State of TN Cost of Administration	1.125%	1,381,781.25
Net Collections (sent to trustee's office)		15,545.04
		1,366,236.21
Trustee of Cumberland County	1%	13,662.36
Net To Be Distributed		1,352,573.85
LESS: NOVEMBER CORRECTION		14,817.66
CITY OF CROSSVILLE SPLIT		
Check to City of Crossville		\$668,878.09
Check to Cumberland County Board of Education		\$668,878.09

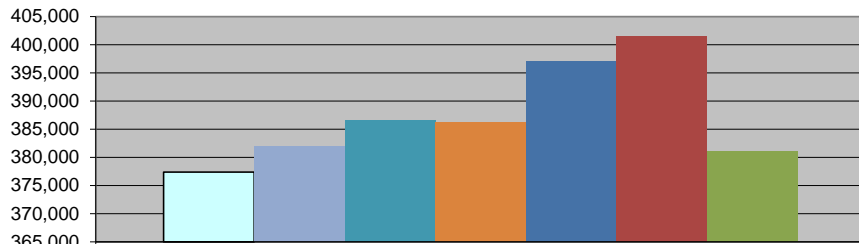
*Totals reported in January , but actually collected in November

Wholesale Beer Tax



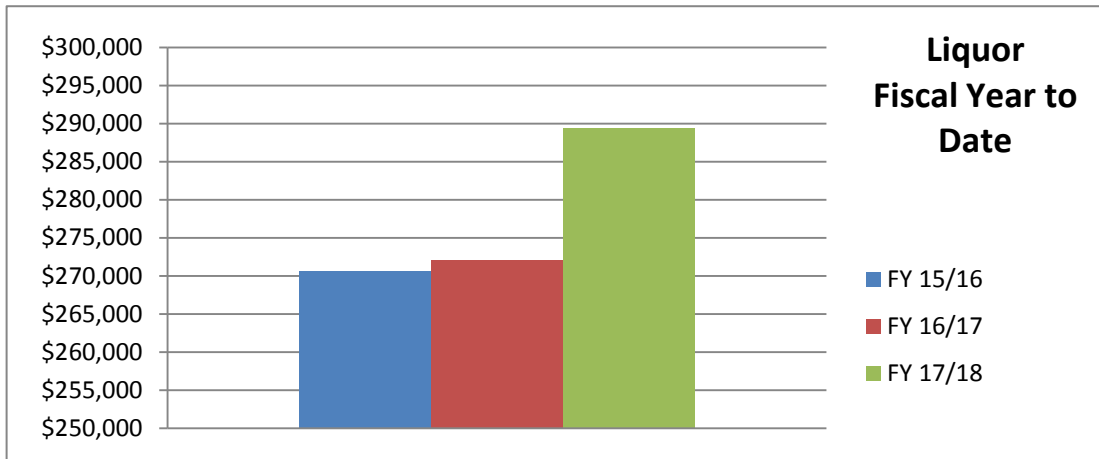
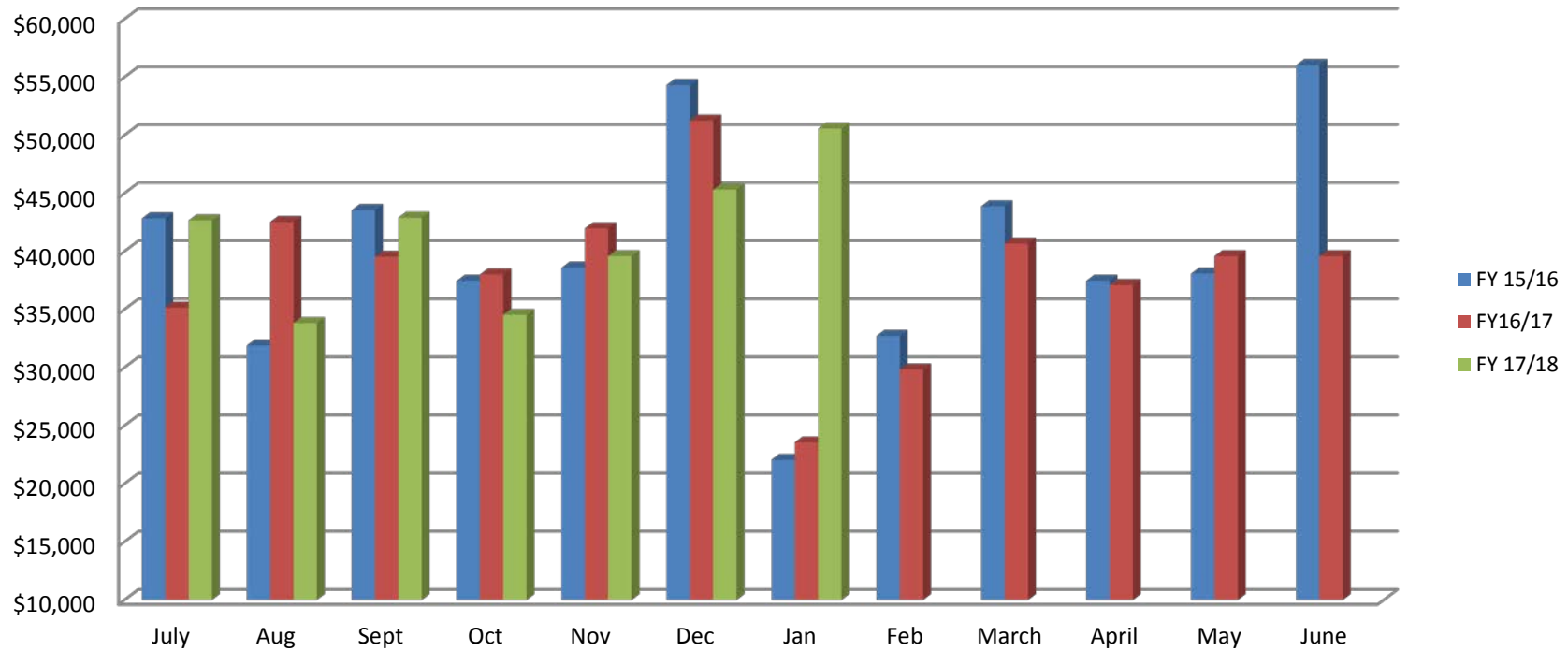
	July	Aug	Sept	Oct	Nov	Dec	Jan	Feb	March	Apr	May	June
FY11/12	57,631	53,580	63,656	55,500	44,752	49,146	53,108	37,520	41,472	54,350	51,163	63,502
FY 12/13	64,729	52,105	64,506	45,926	52,878	50,677	51,080	44,449	41,088	47,243	56,014	61,195
FY 13/14	62,829	55,897	62,720	50,303	55,083	48,463	51,269	46,087	41,399	47,056	53,910	62,991
FY 14/15	60,493	61,507	57,800	51,195	56,278	45,133	53,740	40,764	39,308	52,266	51,887	57,530
FY 15/16	68,355	57,009	54,939	57,328	55,181	48,596	55,690	30,239	44,517	55,910	52,279	65,528
FY16/17	65,097	55,042	60,282	62,877	51,474	52,906	53,833	44,802	44,940	50,184	50,728	63,011
FY 17/18	64,565	54,849	60,282	49,858	53,345	50,387	47,876					

Wholesale Beer Tax Revenue



	YTD
FY11/12	377,373
FY 12/13	381,901
FY 13/14	386,565
FY 14/15	386,146
FY 15/16	397,097
FY 16/17	401,510
FY 17/18	381,162

Liquor Income



CROSSVILLE FIRE DEPARTMENT

Monthly Statistics Report

	A	B	C	D	E	F	G
1	MONTHLY FIRE REPORT Jan. 2018						RCS
2							
3	RESPONSES		INSPECTIONS		Public Education		
4	Structure fires	3			Church Events		
5	Vehicle fires	2	Construction		Fire Lectures		
6	Vehicle accidents	8	Final		Department Tours		
7	First Responder with transport by CCEMS	165	Complaints		School Events		
8	First Responder without transport	60	Home safety		Static Displays		
9	Hazardous Conditions	3			Extinguisher training		
10	False calls	18			CPR Training		
11	Service calls	6					
12	Brush/trash fires	4					
13	Smoke scare	8	TOTAL				
14	Cooking Fire	2					
15			Training				
16			Specialized				
17			Seminars				
18			In-service				
19	TOTAL	279			TOTAL		
20			TOTAL				
21	Fire Loss dollar value				Burning Permits	50	
22	Structure fire loss	227,000	Arson Management		issued		
23	Vehicle fire loss		Fire Investigations		OTHER ACTIVITY		
24	other fire loss		Explosives/bomb				
25			Arsons/Suspicious				
26			Arrests		TOTAL	50	
27	TOTAL	227,000	TOTAL				
28	Jan 4 - Chief Turner attended City Council Meeting.						
29	Jan 24 - Ladder Testing at Station 2.						
30	Walk Thru Inspection at Cloudland Dentistry.						
31							
32							
33							
34							
35							

WATER LOSS

2/8/2018

	CONSUMPTION	Water loss - flushing	Water loss - leaks	Water loss-fire fighting	Total Internal Use	Unaccounted for water	PUMPED WATER	LOSS %
2017								
January	83,687,800	58,879	7,391,568		7,450,447	22,355,353	113,493,600	20%
February	83,480,000	105,600	4,323,834		4,429,434	9,052,566	96,962,000	9%
March	79,536,700	1,351,950	1,371,660	100,000	2,823,610	23,253,990	105,614,300	22%
April	76,775,800	26,783	1,345,596		1,372,379	25,715,821	103,864,000	25%
May	85,100,900	99,772	1,483,561		1,583,333	27,138,067	113,822,300	24%
June	90,267,900	75,354	2,343,306		2,418,660	18,538,440	111,225,000	17%
July	91,853,400	228,601	2,744,082		2,972,683	22,784,217	117,610,300	19%
August	93,523,500	234,809	1,106,208		1,341,017	19,341,384	114,205,900	17%
September	94,805,400	350,039	1,232,926		1,582,965	9,649,635	106,038,000	9%
October	86,593,500	342,257	967,770		1,310,027	21,769,973	109,673,500	20%
November	90,371,300	241,890	1,700,320		1,942,210	12,341,490	104,655,000	12%
December	84,109,700	644,848	2,215,173		2,860,021	21,702,979	108,672,700	20%
TOTAL	1,040,105,900	3,760,781	28,226,005	100,000	32,086,786	233,643,915	1,305,836,600	18%
6 mos	541,256,800	2,042,443	9,966,479	-	12,008,922	107,589,678	660,855,400	16%
12 mos	1,040,105,900	3,760,781	28,226,005	100,000	32,086,786	233,643,915	1,305,836,600	18%

2017-2018 Building Permits

	County	City-Res	City-Comm	City & County Plumbing	Land Disturbance Permits	City & County Mechanical	Sign	House Moving	County Comm	County Fees Paid	City Fees Paid
July	18	3	1	17	1	11	0	0	0	\$15,331.00	\$3,574.50
August	15	19	2	31	7	22	0	0	0	\$14,381.00	\$13,800.00
September	20	3	1	21	6	12	1	0	0	\$16,897.50	\$4,446.50
October	22	11	5	28	4	15	0	1	0	\$19,057.00	\$11,369.00
November	15	13	6	33	3	17	0	0	5	\$24,687.50	\$13,550.50
December	14	2	1	17	2	29	0	0	2	\$16,931.50	\$2,382.00
January	12	6	2	17	1	30	0	0	2	\$12,695.00	\$4,579.50
February											
March											
April											
May											
June											
Total	116	57	18	164	24	136	1	1	9	\$119,980.50	\$53,702.00

Engineering Projects Report February 8, 2018

Project	Current Status	Dates
127 South Utility Relocation	(No Change) The TDOT bid letting has been placed on hold by the Commissioner of TDOT.	
Safe Routes to Schools Grant	(No Change) We are waiting on the Federal Highway Administration to approve the closing documents for the project. The Construction is complete but the grant is open until FHWA signs off on the completion.	Completion is Forthcoming
Northwest Connector Phase 3	The City has received all revisions from TDOT and the Utility Engineers. City Staff is reviewing changes and will be deciding on how to proceed with acquisition on each tract. The bid letting is set for December 2018.	Bid Letting December 2018
Northwest Connector Phase 2	(No Change)TDOT is starting the environmental phase. The City has not been released for acquisition or draft utility relocation design.	Bid Letting December 2018
Downtown Sidewalks	(No Change) This project is on hold until the Transportation Alternatives Program 80/20 grant is approved or denied.	Award Bid February 2020
Brookhaven Subdivision and Highland Lane Waterline Upgrade	The Engineers are updating the plans. All easements have been acquired. Plans will be sent to TDEC for approval in the coming weeks.	Construction Start Spring 2018
Holiday Drive, Lantana Estates and Fairyland Acres Waterline Replacement	Weather has delayed the yard repair by City crews. We hope to finish as soon as the weather permits.	Project Completion Soon
Old Lantana Road, County Seat and Southbend Waterline Replacement	(No Change) Plans are being finalized and a schedule is being developed by the Engineer.	
Bridges for Trails at Meadow Park	(No Change) The Engineering Department is surveying Meadow Creek for a bridge crossing and acquiring permits for the bridges for the Soldiers Beach Trail.	
Quail Hollow Court	(No Change) The Engineering Department is working with property owners on encroachments onto the City's airport property. The process of selling the portions of the property to the neighboring property owners is being discussed. There is a long and lengthy Federal process that must be followed and the City Council will be updated on the process in the coming months. The buyers met and will be paying collectively for the first appraisal. The City is awaiting the payment.	
Site Development Grant	Plans will be transmitted to the Tennessee Department of Economic and Community Development tomorrow for review. All items for the Due Diligence Grant have been completed and submitted for review. After the State has reviewed the plans and bid documents we will be ready to bid the project.	Project Finished November 2017
2017 Water Treatment Plant Upgrades	The painting work has started at Holiday and the building foundation has been started at Meadow Park. Work has been slow due to weather constraints.	Construction Complete May 26, 2018
Main Street and Lantana Traffic Signal Replacement	The NEPA document has been approved and we are waiting to be released on the next phase.	Bid Award October 2019
Fourth Street and West Avenue Traffic Signal Replacement	(No Change) The Engineer is under contract and the City Council approve the contract with TDOT in December. We are waiting on the start notification, from TDOT, for the NEPA process.	Bid Award September 2019
Meadow Park Water Filtration Plant Generators Replacement	The third and last generator delivery has been changed to the week of February 12, 2018	Construction Complete January 2018
Airport Pavement Rehabilitating	City staff is negotiating the fee for the engineering.	Construction Start Late Spring 2018
2017 Sewer Rehab	A pre-construction meeting was held in January. The Contractor has a notice to proceed date of March 5 and a completion date of September 1, 2018.	Construction Complete September 1, 2018
Meadow Park Water Filtration Plant Sewer Project	The surveyors will start surveying the routes the third week in February. A schedule will be developed after a rough plan has been created.	Schedule will be forthcoming
Raw Water Study	This task is completed and will be removed from this list.	
2017 Wastewater Treatment Plant Improvements	The project completion date was December 28,2017. The Contractor mobilized late on the project and their current final completion date is scheduled for May 18th. The lack of effort from the contractor, after the notice to proceed, and liquidated damages will be discussed with the Council when the project is closer to completion The contractor has completed Genesis pump station rehabilitation and is moving forward with the upgrades at the sewer plant.	Construction Completion May 18
Private Developments		
The Gardens Phase 8 Subdivision Plat 1	(No Change) All utilities are installed and accepted. The road has not been constructed. The developer is lowering a sewer line for installation of storm sewer for the road construction.	
Waverley Place and Tree House Plantations Subdivision	(No Change) Water and sewer plans have been submitted to TDEC.	
Panther Valley Subdivision	(No Change)The sewer has been accepted along County Garage Road (Phase One). The water and sewer in the remainder of the development will be included in Phase Two.	
Crossroad Village Subdivision Phase 4	The water line has been installed on Deerfield Drive. Testing will be forthcoming. Road and waterline construction has not started on White Tail Run.	
Blackberry Ridge Phase 2	All utilities are installed and accepted. Construction of the road has not been completed.	

		<u>PAY</u>	<u>INT</u>	<u>12/31/2017</u>	<u>1/31/2018</u>	<u>MONTHLY</u>
		<u>OUT</u>	<u>RATE</u>	<u>LOAN</u>	<u>LOAN</u>	<u>PRINCIPAL</u>
				<u>BALANCE</u>	<u>BALANCE</u>	<u>PAYMENTS</u>
GENERAL FUND						
LOC- Radio System		Aug 1st	VAR	1066000	\$ 1,066,000	
E-911	11 Yrs	2024	VAR	\$ 426,000	\$ 426,000	
Series A Bonds	25 Yrs	2037	3.18%	\$ 4,065,000	\$ 4,065,000	
Series B Bonds	16 Yrs	2028	2.67%	\$ 2,740,000	\$ 2,740,000	
				\$ -	\$ -	
				<u>\$ 8,297,000</u>	<u>\$ 8,297,000</u>	<u>\$ -</u>

Water & Sewer Fund

23008 TMBF Refund 3 RUD Loans 2014				\$ 3,535,808	\$ 3,535,808	\$ -
23009 SRF 12-116 Downtown Waterline		2035	1.87%	\$ 1,485,583	\$ 1,480,097	\$ 5,486
23010 SRF 2015 I/I		2035	1.61%	\$ 1,689,211	\$ 1,683,098	\$ 6,113
23116 SRF 00-020 MPL Plant (water)		2024	1.77%	\$ 1,899,461	\$ 1,873,291	\$ 26,170
23117 SRF 00-033 SO. Lines (water)		2024	1.47%	\$ 431,026	\$ 425,685	\$ 5,341
23118 SRF 2010 - WWTP (sewer)		2032	2.88%	\$ 1,659,938	\$ 1,635,093	\$ 24,845
23119 SRF 2010 WTR Harvesting		2032	2.83%	\$ 1,852,305	\$ 1,824,773	\$ 27,532
23120 SRF 2010 WWTP (sewer)		2032	2.78%	\$ 354,225	\$ 352,328	\$ 1,897
23122 SRF - DWF 10-105 (water)		2033	2.69%	\$ 496,838	\$ 494,402	\$ 2,436
23240 SRF 01-156 I/I (sewer)		2025	1.47%	\$ 173,882	\$ 171,812	\$ 2,070
23245 2012 Series C Bonds		2032	2.95%	\$ 8,400,000	\$ 8,400,000	\$ -
				\$ -	\$ -	\$ -
				<u>\$ 21,978,277</u>	<u>\$ 21,876,387</u>	<u>\$ 101,890</u>

CATOOSA

23007 TMBF / Refund '05 Bonds		2028	Var	\$ 3,747,350	\$ 3,110,000	\$ -
23008 TMBF Refund 3 RUD Loans 2014				\$ 2,196,192	\$ 2,196,192	\$ -
				<u>\$ 5,943,542</u>	<u>\$ 5,306,192</u>	<u>\$ -</u>

TOTALS (WATER & SEWER FUND)

<u>\$ 27,921,819</u>	<u>\$ 27,182,579</u>	<u>\$ 101,890</u>
----------------------	----------------------	-------------------

Total City Debt GF & W & S \$ 35,479,579

Grant Agency	Project	ARRA	Amount			%				Money Spent	Money Received	To Be Received	Budget
			Grant	Local	Total								
AWARDED:													
Dept. of Justice	bulletproof vests	No	\$ 35,653.05	\$ 35,653.05	\$ 71,306.10	50/50	on-going		\$ 59,929.42	\$ 28,831.30			
FEMA/TEMA	Memorial Day Storms-Debris		\$15,574.17	\$ 1,262.77	\$ 16,836.94	85/15			\$ 16,836.94		\$14,311.00		
TDOT-Aeronautics	Airport Maintenance 16/17	No	\$ 25,740.00	\$ 25,740.00	\$ 51,480.00	50/50	complete		\$ 26,433.42	\$ 13,215.24			
State-Police	Alcohol Saturation-2016		\$ 20,000.00	\$ -	\$ 20,000.00								
TECD	CoLinx 2016		\$ 1,000,000.00	\$ -	\$ 1,000,000.00				\$ 943,122.66	\$ 792,701.50	\$150,421.16		
Dept. of Agriculture	Urban Forester		\$ 25,600.00	\$ 25,600.00	\$ 51,200.00								
Dept. of Agriculture	Tree Planting		\$5,000	\$5,000	\$10,000	50/50							
TDOT-Surface Trans	Northwest Connector		\$ 715,799.00	\$ -	\$ 715,799.00				\$ 696,867.83	\$ 555,458.26	\$2,036.00		
TML	Safety Partners Grant		\$ 3,000.00	\$ 3,000.00	\$ 6,000.00				\$ 5,800.43		\$2,900.22		
THSO	Alcohol Saturation-2017		\$ 15,000.00	\$ -	\$ 15,000.00	90/10							
THSO Alcohol Saturati	Alcohol Saturation-2018	No	\$ 35,000.00	\$ -	\$ 35,000.00	100%							
HIDTA	Drug Task Force Overtime		\$ 18,000.00	\$ -	\$ 18,000.00								
TDEC-LPRF	Garrison Park Redevelopment		\$ 500,000.00	\$ 500,000.00	\$ 1,000,000.00				\$ 39,290.04	\$ 29,402.03			
TDOT-Aeronautics	Airport Maintenance 17/18		\$ 25,740.00	\$ 25,740.00	\$ 51,480.00				\$ 14,406.89	\$ 6,120.97	\$1,082.48		
TDOT-Aeronautics	Used Fuel Truck		\$ 17,500.00	\$ 17,500.00	\$ 35,000.00								
TDOT-Aeronautics	Seal/Stripe Runway		\$ 603,513.00	\$ 33,528.00	\$ 670,570.00	Federal Funds \$603,513/State \$33,529			\$ 33,528.00				
TECD	Site Development Grant		\$ 500,000.00	\$ 497,000.00	\$ 997,000.00				\$ 34,000.00	\$ 21,000.00			
TECD	Due Diligence Grant		\$ 4,298.00	\$ -	\$ 4,298.00	100%			\$ 4,219.64				
TML	Driver Safety Grant		\$ 700.00	\$ 700.00	\$ 1,500.00								
TML-17/18	Property Conservation Grant		\$ 2,200.00	\$ 2,200.00	\$ 4,400.00				\$ -	\$ -			
TOTALS			\$ 3,568,317.22	\$ 1,172,923.82	\$ 4,774,870.04								
Completed:													
TDOT	Transportation Planning	No	\$ 250,000.00	\$ 25,000.00	\$ 275,000.00	90/10							
TECD	3 Star Grant 17-18		\$ 5,000.00	\$ -	\$ 5,000.00	100%	complete		\$ 4,915.50	\$ 4,915.50		110-47210-236	
TDOT-Aeronautics	Corporate Hangar	No	\$ 858,800.00	\$ 45,200.00	\$ 904,000.00	95/5	complete		\$ 783,546.34	\$ 765,296.34			
TDOT-Aeronautics	Corporate Hangar site work	No	\$ 237,500.00	\$ 12,500.00	\$ 250,000.00	95/5	complete		\$ 235,963.20	\$ 232,709.50			
TDOT-Aeronautics	Maintenance 11/12	No	\$ 23,400.00	\$ 23,400.00	\$ 46,800.00	50/50	complete		\$ 16,563.08	\$ 8,281.04	\$0.00		
TDOT-Aeronautics	Fuel Farm relocation	No	\$ 85,820.00	\$ 85,820.00	\$ 171,640.00	50/50	complete		\$ 251,893.30	\$ 127,562.91		110-52500-930-008	
TDOT-Aeronautics	Fuel Farm Relocation	No	\$ 22,500.00	\$ 22,500.00	\$ 45,000.00	50/50	complete						
TDOT-Aeronautics	Fuel Farm Relocation	No	\$ 22,000.00	\$ 22,000.00	\$ 44,000.00	50/50	complete						
TDOT-Aeronautics	Fuel Farm Relocation-UST	No	\$ 10,000.00	\$ 10,000.00	\$ 20,000.00	50/50	complete						
TDOT-Aeronautics	Pavement Rehab-UST	No	\$ 44,490.00	\$ 44,490.00	\$ 88,980.00	50/50	complete		\$ 16,720.00				
TN-TDEC	Stormwater	No	\$ 40,000.00		\$ 40,000.00	100%	complete		\$ 35,000.00	\$ 35,000.00	\$0.00		
TDOT-Aeronautics	Security Equipment	No	\$ 55,000.00	\$ 5,500.00	\$ 60,500.00	90/10	complete		\$ 35,895.54	\$ 33,392		110-52500-940-002	
TDOT-Aeronautics	T-hangars	No	\$ 1,237,268.00	\$ 137,475.00	\$ 1,374,743.00	90/10	complete		\$ 1,257,392.41	\$ 1,236,235.34		110-52500-930-001	
TDOT-Aeronautics	Pavement Rehab	No	\$ 1,652,310.00	\$ 183,590.00	\$ 1,835,900.00	90/10	complete		\$ 1,940,451.11	\$ 1,929,716.35		110-52500-930-003	
TDOT-Aeronautics	Pavement Rehab	No	\$ 198,000.00	\$ 22,000.00	\$ 220,000.00	90/10	complete						
TDOT-Aeronautics	Taxi lane-t-hangars	No	\$ 192,803.40	\$ 21,422.60	\$ 214,226.00	90/10	complete						
TDOT	Sidewalks	No	\$ 221,040.00	\$ 509,027.00	\$ 730,067.00	Capped	complete		\$ 350,472.42	\$ 221,040.00		110-43100-950-001	
TML	Safety grant	No	\$ 2,000.00	\$ 2,000.00	\$ 4,000.00	50/50	complete		\$ 4,013.18	\$ 2,000			

CITY OF CROSSVILLE
CURRENT GRANTS/PROJECTS

GENERAL FUND

Grant Agency	Project	ARRA	Amount			%					Money	Money	To Be	Budget
			Grant	Local	Total						Spent	Received	Received	
Dept. of Agriculture	Tree Management Plan	No	\$ 3,000.00	\$ 3,000.00	\$ 6,000.00	50/50	complete			\$ 5,036.66	\$ 2,518			
Dept. of Agriculture	Urban Forester		\$ 32,000.00	\$ 32,000.00	\$ 64,000.00	50/50	complete			\$ 27,161.47	\$ 27,161.47	\$0.00		
TDOT-Aeronautics	Maintenance-12/13	No	\$ 25,740.00	\$ 25,740.00	\$ 51,480.00	50/50	complete			\$ 39,355.23	\$ 19,677.63		311-41920-930-003	
FastTrack	CoLinx	No	\$ 707,500.00	\$ 354,646.00	\$ 1,062,146.00		complete			\$ 1,858,869.56	\$ 1,839,519.28			
State-Police	Patrol vehicle	No	\$ 15,000.00	\$ 5,000.00	\$ 20,000.00		complete			\$ 24,988.00	\$ 15,000			
TML	2013 Safety Grant	No	\$ 2,000.00	\$ 2,000.00	\$ 4,000.00	50/50	complete			\$ 3,988.92	\$ 1,994.46		110-52500-930-011	
TDOT-Aeronautics	Taxiway Extension	No	\$ 92,150.00	\$ 4,850.00	\$ 97,000.00	95/5	Local share paid by Grindstaff Avia			\$ 108,865.00	\$ 108,865.00		110-5200-930-002	
TDOT-Aeronautics	Runway/Taxiway Lighting	No	\$ 475,000.00	\$ 25,000.00	\$ 500,000.00	95/5				\$ 295,294.77	\$ 295,294.77			
TDOT-Aeronautics	Taxiway Extension	No	\$ 12,350.00	\$ 650.00	\$ 13,000.00	95/5	Local share paid by Grindstaff Aviation							
EDA	Downtown project	No	\$ 1,000,000.00	\$ 1,000,000.00	\$ 2,000,000.00	50/50				\$ 29,500.00	\$ 14,750			
TDOT-TEA 21	downtown project	No	\$ 1,067,974.00	\$ 266,994.00	\$ 1,334,968.00									
TN-TDEC	Stormwater	No	\$ 31,600.00	\$ -	\$ 31,600.00	100%				\$ 28,100.00	\$ 28,100.00			
State-Police	Network Coord-2013	No	\$ 15,020.00	\$ -	\$ 15,020.00	100%								
State-Police	High Visibility-2013	No	\$ 5,000.00	\$ -	\$ 5,000.00	100%								
State-Police	Alcohol Saturation-2013	No	\$ 25,000.00	\$ -	\$ 25,000.00	100%						\$0.00	413-41990-767	
THWI-TTU	Stormwater	No	\$ 98,540.00	\$ 45,000.00	\$ 143,540.00					\$ 127,442.00	\$ 98,540.00			
TDOT-Aeronautics	Maintenance 13/14	No	\$ 25,740.00	\$ 25,740.00	\$ 51,480.00	50/50	complete			\$ 18,719.36	\$ 9,359.73			
TDOT-Aeronautics	Maintenance 14/15	No	\$ 25,740.00	\$ 25,740.00	\$ 51,480.00	50/50	complete			\$ 32,144.08	\$ 16,072.04			
3 State-Police	Network Coord-2014	No	\$ 19,420.00		\$ 19,420.00	100%	complete							
4 State-Police	High Visibility-2014	No	\$ 5,000.00		\$ 5,000.00	100%	complete							
5 State-Police	Alcohol Saturation-2014	No	\$ 27,900.00		\$ 27,900.00	100%	complete							
6 State-Police	Young Driver-2014	No	\$ 19,535.00	\$ -	\$ 19,535.00	100%	complete							
7 TDOT	SIA-Cox Ave (CoLinx)	No	\$ 592,377.00	\$ -	\$ 592,377.00									
8 TDOT-Aeronautics	Tree Clearing	No	\$ 125,875.00	\$ 6,625.00	\$ 132,500.00	95/5	complete			\$ 94,110.29	\$ 94,110.29	\$0.00		
9 Dept. of Justice	Patrol vehicle	No	\$ 11,211.00	\$ -	\$ 11,211.00		complete			\$ 27,580.00	\$ 11,211.00	\$0.00		
10 TML	2014 Safety Grant	No	\$ 2,000.00	\$ 2,000.00	\$ 4,000.00	50/50	complete			\$ 4,594.83	\$ 2,000.00			
	TML-16/17		\$ 2,720.00	\$ 2,720.00	\$ 5,440.00		complete			\$ 5,430.63	\$ 2,715.31			
TDOT-Aeronautics	Maintenance 15/16	No	\$ 25,740.00	\$ 25,740.00	\$ 51,480.00	50/50				\$ 25,740.00	\$ 25,740.00			
State-State-Police	Alcohol Saturation-2015	No	\$ 25,300.00	\$ -	\$ 25,300.00	complete								
State-State-Police	High Visibility-2015	No	\$ 5,000.00	\$ -	\$ 5,000.00	complete								
State-State-Police	Young Driver-2015	No	\$ 17,000.00	\$ -	\$ 17,000.00	complete								
Dept. Dept. of Justice	SWAT equipment	No	\$ 10,400.00	\$ 568.00	\$ 10,968.00	complete				\$ 10,403.41	\$ 10,400.00			
FEMA FEMA/TEMA	Ice Storm 2015-debris removal		\$ 159,715.14	\$ 12,918.23	\$ 148,449.60	complete				\$ 157,764.60	\$ 157,764.60			
FEMA FEMA/TEMA	Ice Storm-2015-Parks		\$ 6,437.45	\$ 804.68	\$ 6,437.45	complete					\$ 4,586.69			
FEMA FEMA/TEMA	Ice Storm 2015-fire/police		\$ 19,881.18	\$ 2,840.17	\$ 22,721.34	complete					\$ 16,188.96			

	Grant Agency	Project	ARRA	Amount					Money	Money	To Be		
				Grant	Local	Total							
AWARDED:													
1	TDOT	Lantana Rd. Utility Reloc	No						\$ 806,354	\$ 805,594.85	\$ 758	413-52390-934-020	
2	TDOT	127S Utility Reloc	No						\$ 238,369	\$ 20,437.69	\$ 217,932	413-52390-934-011	
3	TDOT	Livingston/Miller	No						\$ 169,950			413-52390-934-021	
4	SRF	Downtown project	No	\$ 567,000.00	\$ 1,323,000.00	\$ 1,890,000.00			\$ 2,231,010	\$ 2,231,009.84		311-41920-931-002	
5	SRF	I/I improvements	No	\$ 195,000.00	\$ 1,755,000.00	\$ 1,950,000.00			\$ 1,917,912	\$ 1,917,912			
6	SRF	Brookhaven/Highland Ln waterline	No	\$ 102,303.00	\$ 238,717.00	\$ 341,020.00							
7	Rural Development	Catoosa water tank - Hwy. 127N		\$ 160,500.00	\$ 890,000.00	\$ 1,050,500.00							
	TOTALS			\$ 1,024,803.00	\$ 4,206,717.00	\$ 5,231,520.00							
PENDING:													
1	?-Army Corps of Engineers	Meadow Park dam	??	\$ 9,000,000.00	\$ 3,000,000.00	\$ 12,000,000.00	75/25	loan/possible ARRA grant	\$ 1,367,897			413-52390-934-014	
2													
3													

Completed:												
SRF	Water Harvesting	Yes	\$ 2,000,000.00	\$ 3,000,000.00	\$ 5,000,000.00		complete	\$ 6,310,622	\$ 4,999,999.85			413-52390-934-023
SRF	Water Harvesting	No		\$ 1,000,000.00	\$ 1,000,000.00		complete	\$ 667,670	\$ 667,670	\$ -		
Rural Development	Hwy. 70 N waterline	Yes	\$ 800,000.00	\$ 1,700,000.00	\$ 2,500,000.00		complete	\$ 2,855,421.19	\$ 2,500,000.00			450-52140-934-013
Rural Development	Cumberland Cove	No	\$ -	\$ 1,284,000.00	\$ 1,284,000.00		complete	\$ 881,639.45	\$ 801,640.00			450-52140-934-008
Cumberland Cove POA	Cumberland Cove	No	\$ 3,000,000.00		\$ 3,000,000.00		complete	\$ 3,063,767.50	\$ 3,000,000.00			
Cumberland Cove tap	Cumberland Cove	No					complete		\$ 63,767.50			
Rural Development	Meadow Park dam maintenance	No	\$ 1,000,000.00	\$ 4,000,000.00	\$ 5,000,000.00	25/75	complete	\$ 4,982,648	\$ 4,986,551.00			413-52390-934-014
CDBG	WWTP upgrades, Phase III	No	\$ 500,000.00	\$ 425,000.00	\$ 925,000.00		complete	\$ 708,230	\$ 499,999.98			413-52230-930-008
ARC	Downtown project	No	\$ 317,838.00	\$ 317,380.00	\$ 634,760.00	50/50						
Rural Development	Meadow Park dam maintenance	No	\$ 95,000.00	\$ 505,000.00	\$ 600,000.00							
CDBG	Obed River pump station/lines		\$ 500,000.00	\$ 176,000.00	\$ 676,000.00		complete	\$ 696,118	\$ 500,000			
FEMA/TEMA	Ice Storm 2015-Grinder pumps		\$ 9,508.80	\$ 1,358.40	\$ 10,867.20				\$ 7,742.88			
FEMA/TEMA	Ice Storm 2015-Water Plant		\$ 3,763.40	\$ 537.63	\$ 4,301.03				\$ 3,064.48			

Chamber Scorecard

Metric	July	Aug	Sept	Oct	Nov	Dec	Jan	Feb	Mar	Apr	May	Jun
Retiree recruitment												
Retiree recruitment lead	332	271	594	216	338	244	1906					
Number of calls to the # of water meters from outside Cumberland County	202	464	352	289	277	186	183					
AARC participation	117	76	116	120	113	72	76					
Ideal Living show participation and cities	n/a	n/a	McLean, VA with 426 leads	n/a	n/a	n/a	2 Chicago, IL Stamford, CT					
Relocation Stay and Play Website hits (#)	12	11	15	1	3	1	0					
Crossmarket show, tourism/retiree	412,971	354,380	332,549	310,862	281,679	270,068	271,066					
Industrial recruitment	n/a	FL show with 47 leads	n/a	n/a	n/a	n/a	n/a					
** RFI's from TNECD	4	4	4	5	3	2	6					
# RFI submitted	2	2	1	2	0	0	0					
# RFI not submitted	2	2	3	3	3	2	6					
Site visits (# of acres)	4/355	0	0	0	0	0	0					
Contacts with specific companies from Younger Responses from specific companies contacted	0	0	0	0	0	0	0					
Quarterly property inventory, # properties available	9	6	3	3	5	2	0					
Interchange Business Park marketing sheet	20	19	19	19	19	19	19					
Tourism	n/a	n/a	n/a	n/a	n/a	n/a	n/a					
Vol Network advertisements (#) seasonal	n/a	n/a	5	3	4	0	0					
Golf guide and area attractions brochure and/or visitor packets/leads	11	9	5	8	3	3	13					
Lifestyle publication, # ads sold	n/a	n/a	n/a	n/a	n/a	n/a	n/a					
Lifestyle publication, # copies distributed	64	120	110	100	94	70	105					

Participate in 10 golf shows (where)	n/a	n/a	n/a	n/a	Contract signed	n/a	3 Indianapolis, IN Cincinnati, OH Columbus, OH						
develop marketing collateral for the Adventure Tourism District	n/a	n/a	n/a	n/a	n/a	n/a	n/a						
Visitors center (# per month)	708	1141	575	615	378	240	236						
Existing Industry													
Site visits, key industries, one per month (company name)	0	2	0	0	1	0	0						
Executive managers meeting quarterly (# attending)	25	n/a	n/a	n/a	n/a	n/a	n/a						
Coordinate community visit to ORNL	n/a	n/a	n/a	n/a	n/a	n/a	n/a						
Develop Crossville/Cumberland County "standard" incentives package	n/a	n/a	n/a	n/a	n/a	n/a	n/a						
Leadership development													
Leadership Cumberland # of participants	9	n/a	n/a	n/a	n/a	n/a	14 orientation						
Downtown development													
Complete TN Downtown program	n/a	n/a	contract signed	n/a	banners being reviewed	n/a	Summit Planning						
Workforce development													
Develop industrial readiness training	n/a	n/a	n/a	n/a	n/a	n/a	n/a						
# students receiving readiness certificate	n/a	n/a	n/a	n/a	n/a	n/a	n/a						
Workforce/Education summit	n/a	n/a	n/a	n/a	n/a	n/a	n/a						
Day care taskforce	0	0	2 meetings	0	0	0	0						
Other indicators													
Chamber membership	431	435	437	423	425	428	401						

** If more information is required regarding site visits or the details of the RFI submitted - please contact the Chamber directly.