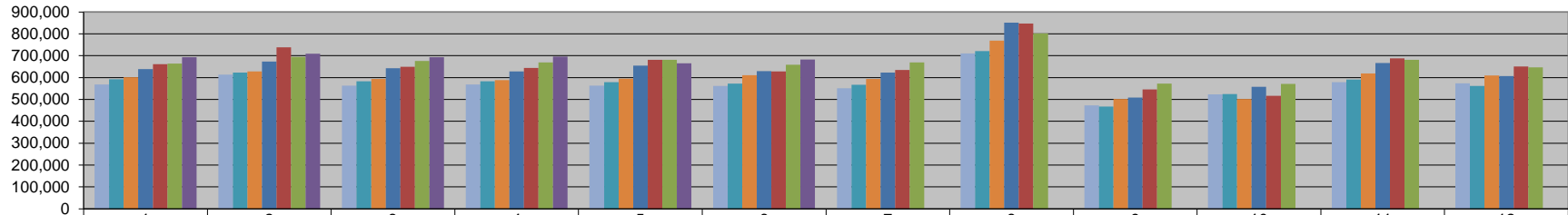
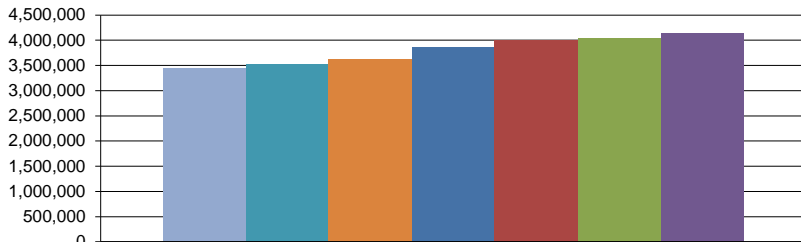


Sales Tax



	1	2	3	4	5	6	7	8	9	10	11	12
FY 12/13	568,911	613,425	563,223	567,870	563,266	562,049	550,910	710,120	472,502	523,568	579,342	574,079
FY 13/14	592,201	622,250	583,383	583,302	578,810	571,889	566,907	720,995	468,129	524,484	590,302	562,391
FY 14/15	601,996	627,721	593,548	587,893	595,353	610,479	594,131	768,882	502,422	502,612	618,980	609,073
FY 15/16	639,340	673,495	642,074	627,579	655,121	629,502	622,916	851,452	508,499	558,191	666,159	606,228
FY 16/17	661,460	738,232	648,935	643,501	680,608	627,480	634,569	846,643	545,448	516,060	687,242	650,129
FY 17/18	663,772	694,952	676,225	669,557	681,142	658,565	668,878	801,559	571,706	570,424	680,699	646,303
FY 18/19	692,809	709,042	692,879	695,206	664,966	682,080						

Sales Tax Revenue



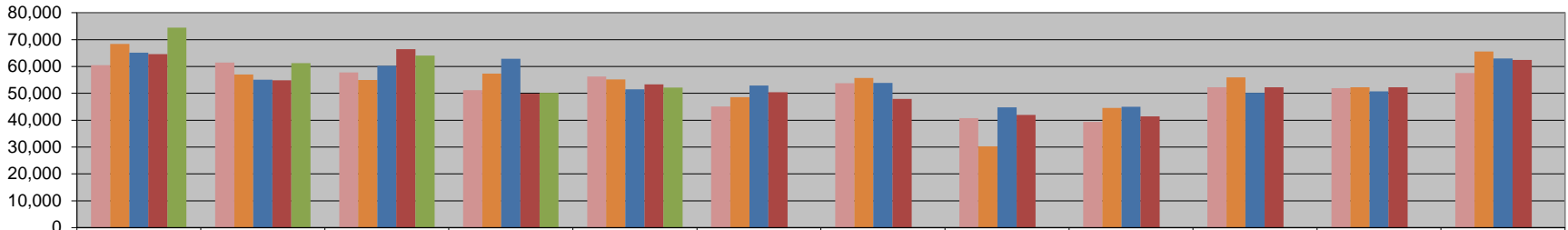
	FY YTD
FY 12/13	3,438,744
FY 13/14	3,531,836
FY 14/15	3,616,990
FY 15/16	3,867,110
FY 16/17	4,000,215
FY 17/18	4,044,213
FY 18/19	4,136,982

*COLLECTIONS IN THE CITY OF CROSSVILLE

State of TN Cost of Administration	1.125%	1,393,618.54
Net Collections (sent to trustee's office)		15,678.21
		1,377,940.33
Trustee of Cumberland County	1%	13,779.40
Net To Be Distributed		1,364,160.93
CITY OF CROSSVILLE SPLIT		
Check to City of Crossville		\$682,080.47
Check to Cumberland County Board of Education		\$682,080.46

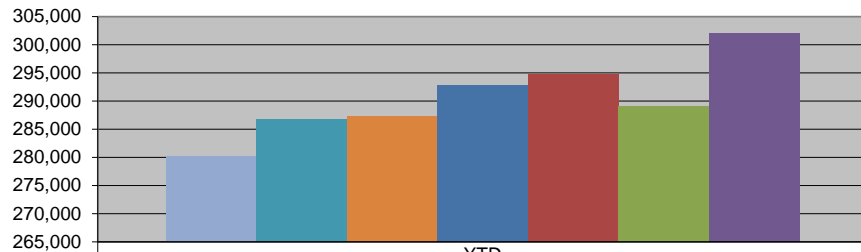
*Totals reported in December, but actually collected in November

Wholesale Beer Tax



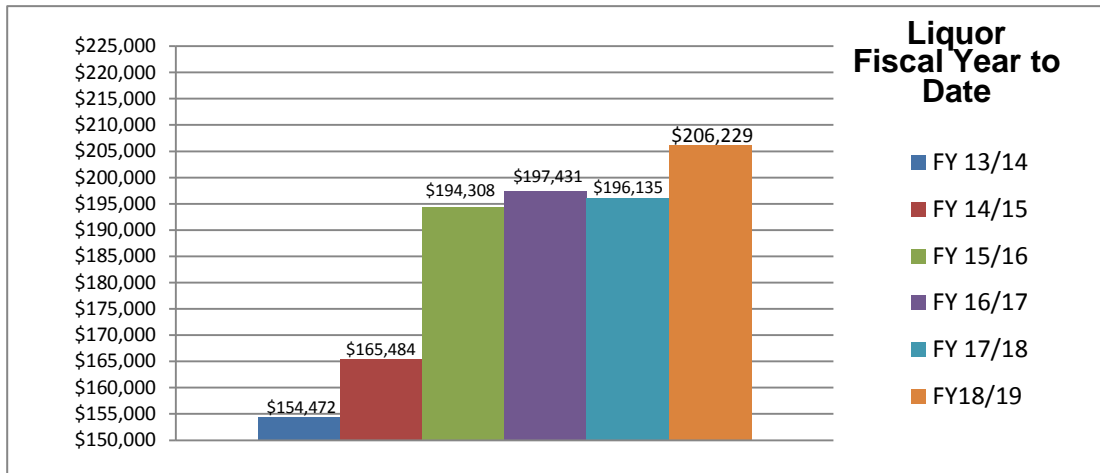
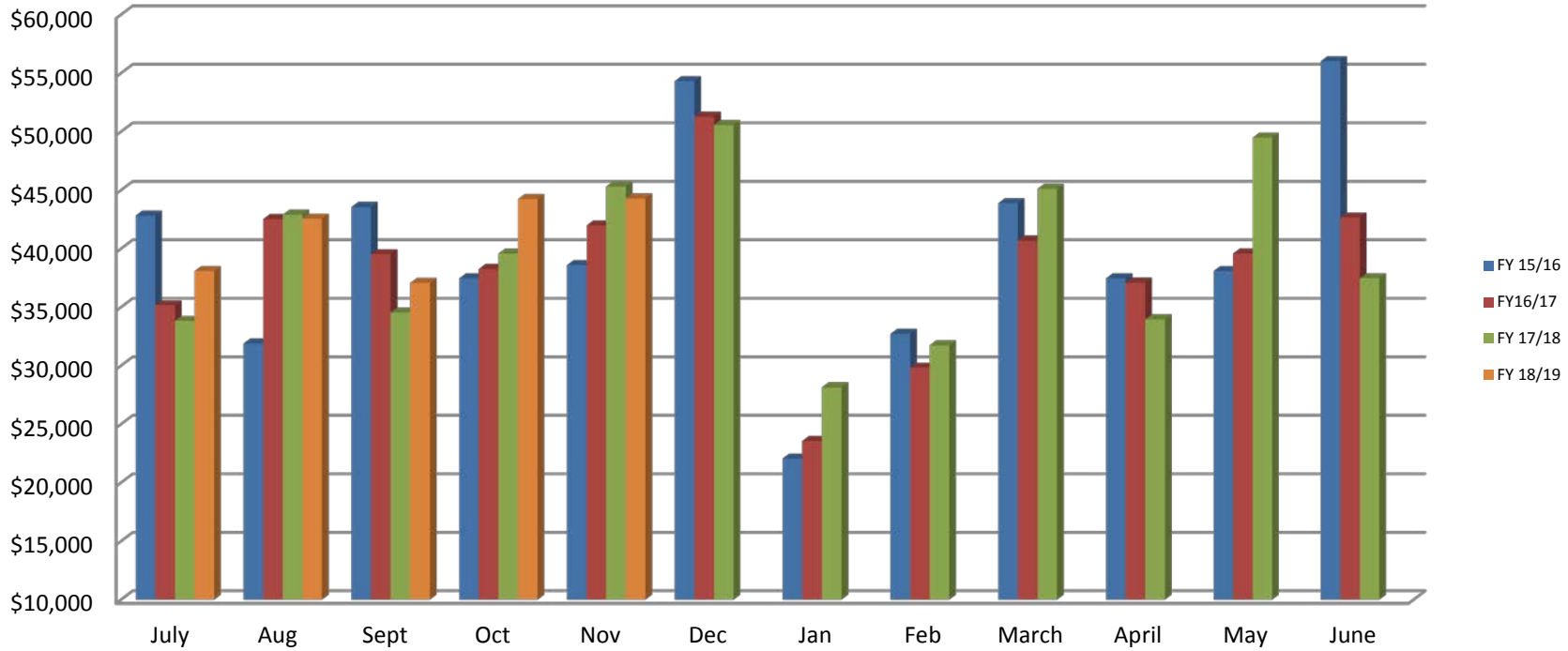
	1	2	3	4	5	6	7	8	9	10	11	12
FY 14/15	60,493	61,507	57,800	51,195	56,278	45,133	53,740	40,764	39,308	52,266	51,887	57,530
FY 15/16	68,355	57,009	54,939	57,328	55,181	48,596	55,690	30,239	44,517	55,910	52,279	65,528
FY 16/17	65,097	55,042	60,282	62,877	51,474	52,906	53,833	44,802	44,940	50,184	50,728	63,011
FY 17/18	64,565	54,849	66,488	49,858	53,345	50,387	47,876	41,990	41,453	52,248	52,251	62,422
FY 18/19	74,463	61,278	64,053	50,161	52,165							

Wholesale Beer Tax Revenue

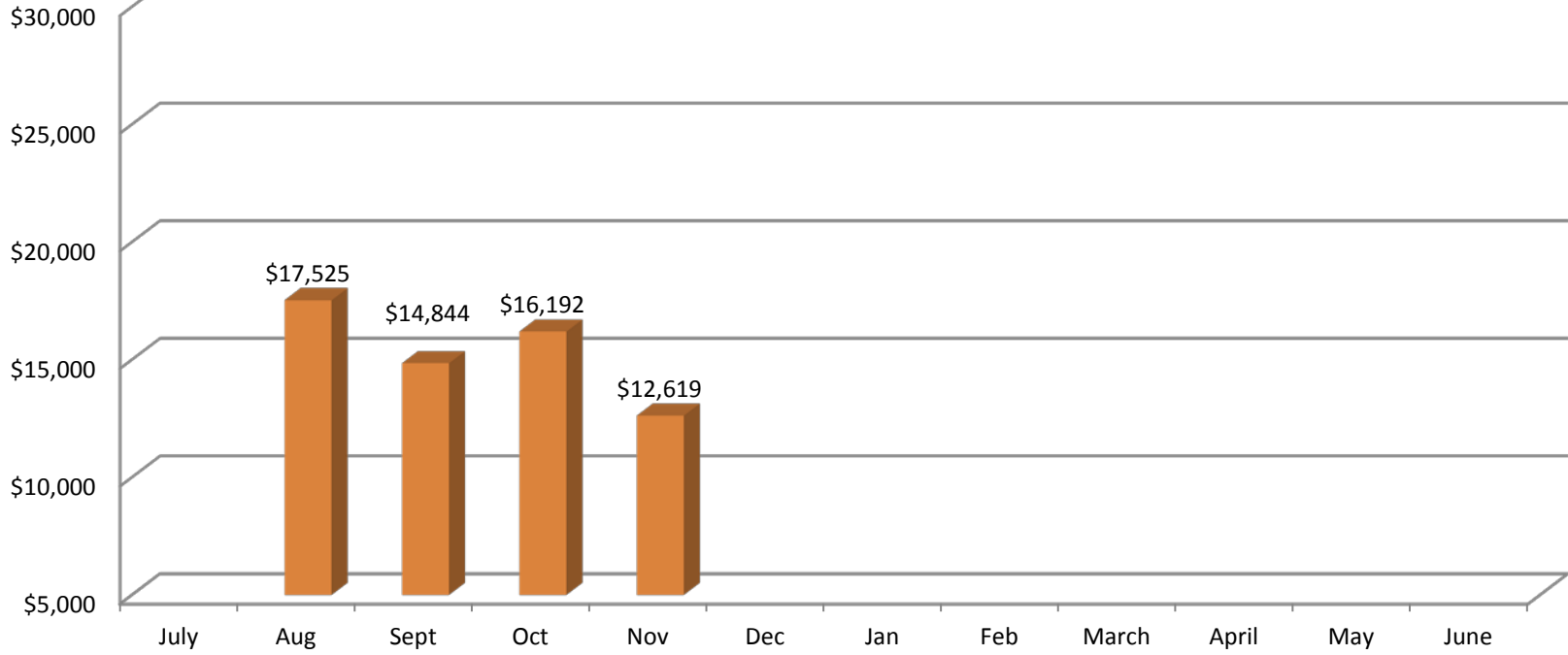


	YTD
FY 12/13	280,144
FY 13/14	286,833
FY 14/15	287,273
FY 15/16	292,811
FY 16/17	294,772
FY 17/18	289,105
FY 18/19	302,120

Liquor Income



Hotel Occupancy Tax



Monthly Stats						
	TOTAL		TOTAL		TOTAL	
CITATIONS		OFFENSES		ARRESTS		
Speeding	19	Theft from Building	7	Warrant	39	D
Child Restraint Viol.	1	Theft from Vehicle	2	DUI	10	E
No DL	1	Theft of Vehicle Parts	1	Viol. Implied Consent	1	M
Ran Traffic Light	5	Theft All Other	4	DOR/DOS/No DL	19	B
Failure to Yield	1	Fraud	6	Reckless Endangerment	1	E
Registration Violation	15	Assault	2	Public Intoxication	13	R
Viol. Open Container	1	Vehicle Theft	3	Criminal Impersonation	3	
Light Law Violation	12	Burglary	6	Leaving the Scene	2	2
Insurance Violation	25	Shoplifting	6	Domestic Assault	3	0
Improper Use of Lane	1	Forcible Fondling	1	Evading/Resisting	10	1
Phone in School Zone	1	Recovery	4	Assault	7	8
Seatbelt Violation	1	Vandalism	4	Violation of OP	2	
		Counterfeit	1	Burglary	2	
		Neglect	1	Theft from vehicle	2	
		Drug Violation	1	Vehicle Theft	1	
Speed Warning	2	TOTAL	49	Criminal Trespassing	4	
TOTAL	85	WARNINGS	2	TOTAL	119	
JUV CITATIONS		JUV ARRESTS		PARKING TICKETS		
		Domestic Assault	2	TOTAL	0	
		Vandalism	1	ACCIDENTS		
		Underage Consumption	1	With Injury	42	
		Shoplifting	1	Without Injury	10	
		Assault	3	Minor	52	
TOTAL	0	TOTAL	8	TOTAL	104	

- * Lt. O'Neal, Ptl. South, and Sgt. Lester attended 30th Annual Street Survival Certification held in Sevierville.
- * SRO Tollett attended Shield School in Cookville.
- * Provided road closure, traffic control and security for the Christmas Parade.
- * Brian Tilley was promoted to Patrol Captain.
- * Police Department participated in the County Health Department efforts to inoculate First Responders against Hepatitis A Program.

Crossville Fire Dept.

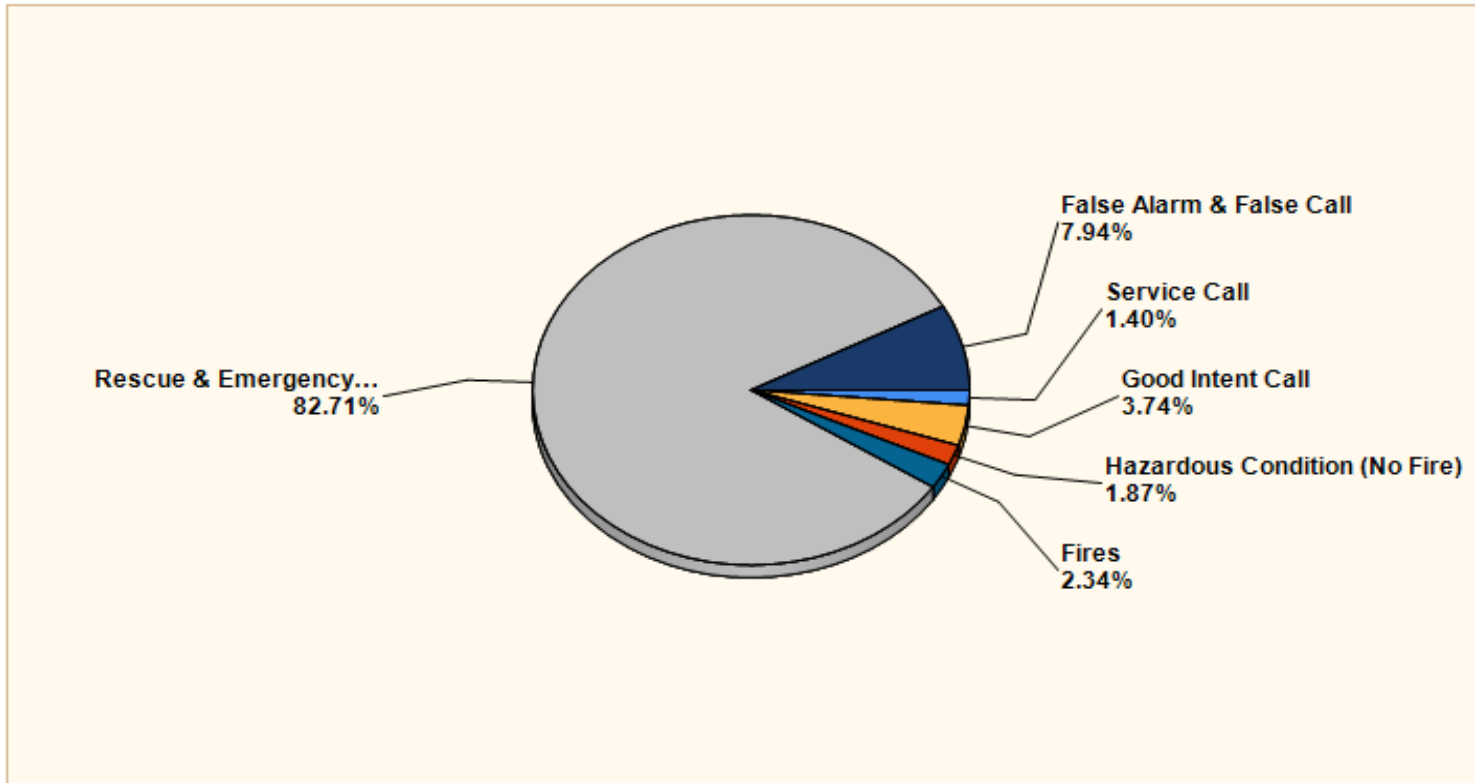
Crossville, TN

This report was generated on 1/2/2019 9:15:31 AM



Breakdown by Major Incident Types for Date Range

Zone(s): All Zones | Start Date: 12/01/2018 | End Date: 01/31/2019



MAJOR INCIDENT TYPE	# INCIDENTS	% of TOTAL
Fires	5	2.34%
Rescue & Emergency Medical Service	177	82.71%
Hazardous Condition (No Fire)	4	1.87%
Service Call	3	1.40%
Good Intent Call	8	3.74%
False Alarm & False Call	17	7.94%
TOTAL	214	100.00%

Detailed Breakdown by Incident Type

Only REVIEWED incidents included. Summary results for a major incident type are not displayed if the count is zero.

INCIDENT TYPE	# INCIDENTS	% of TOTAL
118 - Trash or rubbish fire, contained	2	0.93%
132 - Road freight or transport vehicle fire	1	0.47%
150 - Outside rubbish fire, other	1	0.47%
151 - Outside rubbish, trash or waste fire	1	0.47%
311 - Medical assist, assist EMS crew	11	5.14%
320 - Emergency medical service, other	9	4.21%
321 - EMS call, excluding vehicle accident with injury	137	64.02%
322 - Motor vehicle accident with injuries	12	5.61%
323 - Motor vehicle/pedestrian accident (MV Ped)	1	0.47%
324 - Motor vehicle accident with no injuries.	6	2.80%
353 - Removal of victim(s) from stalled elevator	1	0.47%
411 - Gasoline or other flammable liquid spill	1	0.47%
460 - Accident, potential accident, other	1	0.47%
463 - Vehicle accident, general cleanup	2	0.93%
500 - Service Call, other	2	0.93%
552 - Police matter	1	0.47%
600 - Good intent call, other	1	0.47%
611 - Dispatched & cancelled en route	3	1.40%
651 - Smoke scare, odor of smoke	3	1.40%
653 - Smoke from barbecue, tar kettle	1	0.47%
700 - False alarm or false call, other	5	2.34%
733 - Smoke detector activation due to malfunction	1	0.47%
735 - Alarm system sounded due to malfunction	2	0.93%
740 - Unintentional transmission of alarm, other	1	0.47%
743 - Smoke detector activation, no fire - unintentional	3	1.40%
744 - Detector activation, no fire - unintentional	1	0.47%
745 - Alarm system activation, no fire - unintentional	4	1.87%
TOTAL INCIDENTS:	214	100.00%

Only REVIEWED incidents included. Summary results for a major incident type are not displayed if the count is zero.

	CONSUMPTION	Water loss - flushing	Water loss - leaks	Water loss-fire fighting	Total Internal Use	Unaccounted for water	PUMPED WATER	LOSS %
2017								
January	83,687,800	58,879	7,391,568		7,450,447	22,355,353	113,493,600	20%
February	83,480,000	105,600	4,323,834		4,429,434	9,052,566	96,962,000	9%
March	79,536,700	1,351,950	1,371,660	100,000	2,823,610	23,253,990	105,614,300	22%
April	76,775,800	26,783	1,345,596		1,372,379	25,715,821	103,864,000	25%
May	85,100,900	99,772	1,483,561		1,583,333	27,138,067	113,822,300	24%
June	90,267,900	75,354	2,343,306		2,418,660	18,538,440	111,225,000	17%
July	91,853,400	228,601	2,744,082		2,972,683	22,784,217	117,610,300	19%
August	93,523,500	234,809	1,106,208		1,341,017	19,341,384	114,205,900	17%
September	94,805,400	350,039	1,232,926		1,582,965	9,649,635	106,038,000	9%
October	86,593,500	342,257	967,770		1,310,027	21,769,973	109,673,500	20%
November	90,371,300	241,890	1,700,320		1,942,210	12,341,490	104,655,000	12%
December	84,109,700	644,848	2,215,173		2,860,021	21,702,979	108,672,700	20%
TOTAL	1,040,105,900	3,760,781	28,226,005	100,000	32,086,786	233,643,915	1,305,836,600	18%
2018								
January	88,114,500	1,978,358	1,272,890	60,000	3,311,248	40,696,952	132,122,700	31%
February	92,164,600	5,904	3,749,588	65,000	3,820,492	9,054,908	105,040,000	9%
March	80,217,300	34,375	1,929,024	145,000	2,108,399	29,884,501	112,210,200	27%
April	80,489,000	86,729	1,233,996	2,000	1,322,425	26,231,575	108,043,000	24%
May	83,464,600	681,483	429,676		1,111,159	33,736,841	118,312,600	29%
June	93,994,400	152,880	2,693,928		2,846,808	16,951,792	113,793,000	15%
July	92,933,800	461,753	1,124,995		1,586,748	27,013,152	121,533,700	22%
August	94,724,300	47,115	11,949,329	2,000	11,998,444	23,857,600	118,581,900	20%
September	103,519,000	423,299	1,487,856	5,100	1,916,255	5,352,745	110,788,000	5%
October	87,432,600	541,673	2,244,551	2,600	2,788,824	23,625,476	113,846,900	21%
November	90,719,700	58,772	2,161,156		2,219,928	16,188,372	109,128,000	15%
December	85,827,100	141,659	2,230,374	4,500	2,376,533	26,819,267	115,022,900	23%
TOTAL								
6 mos	555,156,500	1,674,271	21,198,261	14,200	22,886,732	122,856,612	688,901,400	18%
12 mos	1,073,600,900	4,614,000	32,507,363	286,200	37,407,263	279,413,181	1,378,422,900	20%

2018-2019 Building Permits

	County	City-Res	City-Comm	City & County Plumbing	Land Disturbance Permits	City & County Mechanical	Sign	House Moving	County Comm	County Fees Paid	City Fees Paid
July	19	12	7	30	2	10			3	\$22,862.50	\$18,040.50
August	16	13	4	31	7	23			0	\$16,053.50	\$12,455.50
September	21	10	1	28	3	24			1	\$20,262.00	\$7,393.00
October	24	15	2	40	3	26			0	\$24,076.00	\$14,520.50
November	9	8	4	17	4	31			3	\$12,542.00	\$6,977.00
December	8	5	2	11	2	14			0	\$8,134.50	\$5,218.50
January											
February											
March											
April											
May											
June											
Total	97	63	20	157	21	128	0	0	7	\$103,930.50	\$64,605.00

Engineering Projects Report January 3, 2019

Project	Current Status	Dates
127 South Utility Relocation	(No Change)The TDOT bid letting has been placed on hold by the Commissioner of TDOT.	
Safe Routes to Schools Grant	(No Change) We are waiting on the Federal Highway Administration to approve the closing documents for the project. The Construction is complete but the grant is open until FHWA signs off on the completion.	Completion is Forthcoming
Northwest Connector Phase 3	(No Change)The Acquisitioner is acquiring property again. TDOT currently has the bid letting scheduled for 2025. We have been told that this is a parking date and the project will be moved into their 3 year budget once the ROW has been acquired.	Bid Letting 2025
Northwest Connector Phase 2	(No Change)TDOT is starting the environmental phase. The City has not been released for acquisition or draft utility relocation design. TDOT currently has the bid letting scheduled for 2025. We have been told that this is a parking date and the project will be moved into their 3 year budget once the ROW has been acquired. City Staff has requested that the City be turned loose on the acquisition.	Bid Letting 2025
Downtown Sidewalks	The City has been given the notice to proceed on the NEPA document. City Staff has forwarded information on the street lighting to VEC and they are making a comparison of their standard lighting with the lighting fixtures that were originally designed.	Award Bid February 2020
Brookhaven Subdivision and Highland Lane Waterline Upgrade	The Engineers are finalizing the hydraulic calculation and will be submitting the plans to TDEC for approval.	Construction Start Spring of 2019
Old Lantana Road, County Seat and Southbend Waterline Replacement	(No Change) The plans have been reviewed and returned to the Engineer. Easements will be required as we move forward with this project. A construction start date will be established once the easements are acquired.	
Bridges for Trails at Meadow Park	Final plans have been delivered to the Street Department. Reinforcing steel will be ordered or bid during the next month.	
Quail Hollow Court	(No Change) TDOT has made the stand that the Exhibit "A" document for the airport must be updated before any property is sold. City Staff is working to acquire TDOT information for the pricing of the exhibit "A" from a registered surveyor.	
Site Development Grant	(Completed)The contractor has completed all work. The only remaining punch list item is sealing the detention pond embankment. This project will be removed from this list.	Completed
2017 Water Treatment Plant Upgrades	(No Change) All work has been completed and the contractor is working on the punch list items.	Construction Complete August 2018
Main Street and Lantana Traffic Signal Replacement	(No Change) Final plans have been submitted to TDOT for approval.	Bid Award October 2019
Fourth Street and West Avenue Traffic Signal Replacement	(No Change)A design meeting was held with the Engineers and they will be contacting the overhead telecommunication companies for different alternatives of relocation. The design is progressing.	Bid Award September 2019
Airport Pavement Rehabilitating	A pre-bid meeting is scheduled on January 22 and the bids will be ready for the February City Council meeting if all other issues are settled.	Unknown schedule
2017 Sewer Rehab	The Contractor lacks a few manhole rehabs, asphalt repair, post video inspection and new video line inspection.	Construction Complete February, 2019
Meadow Park Water Filtration Plant Sewer Project	(No Change) City Staff is reviewing the plans. A decision on the funding source is required before moving forward with easement acquisition.	Schedule will be forthcoming
Raw Water Study	The Army CORP has provided documentation for the previous studies. City staff has delivered mapping and survey information to the Engineer.	
2017 Wastewater Treatment Plant Improvements	(No Change) All major work is complete and the Contractor is completing the painting as a final punch list item.	Construction Completion September 18
Garrison Park	All playground equipment has been installed. The playground surface is the only item remaining in the playground contract. The splash pad contractor will resume work next week The building contractor is laying the block walls for the building.	Schedule will be forthcoming
Landfill Testing	(No Change)The results from the June sampling event were at acceptable levels.	
Meadow Park Pavilion	The bids will be on the March City Council meeting.	
Airport Tree Removal	(No Change) The aerial photography has been acquired and the Engineer is compiling the data.	
Catoosa 127 North Water Tank	The property survey is scheduled next week and the geotechnical work will follow.	
Centennial Park Trail Rehab	The bids will be on the March City Council meeting.	
CDBG 2018 Sewer Project	The Engineer currently has a Contractor video inspecting the gravity sewer for this project.	

Private Developments

The Gardens Phase 8 Subdivision Plat 1	(No Change) All utilities are installed and accepted. The road has been paved but the curbs have not been installed.	
The Gardens Phase 8 Subdivision Plat 2	Water line installation has began and the road is rough graded.	
Waverley Place and Tree House Plantations Subdivision	(No Change) The Developer is looking at different development options. This development may change in type, shape and name. Water and sewer plans have been submitted to TDEC and the TDEC approval has expired.	
Panther Valley Subdivision	(No Change) All utilities are installed and accepted. Construction of the road has not been completed.	
Crossroad Village Subdivision Phase 3	The developer has started the installation of the water. No sewer is installed and the road is rough cut.	
Crossroad Village Subdivision Phase 4	All water line installation and road construction is completed and approved. A short section of gravity sewer is all that remains for this phase.	

**CITY OF CROSSVILLE
DEBT**

	<u>END DATE</u>	<u>INT RATE</u>	<u>12/31/2018 LOAN BALANCE</u>	<u>PRINCIPAL PAYMENT</u>	<u>INTEREST PAYMENT</u>
GENERAL FUND					
LOC- Radio System	2028	1.27%	\$ 932,000	\$ 134,000	\$ 20,574
E-911	2024	1.27%	\$ 370,000	\$ 56,000	\$ 7,500
Series A Bonds	2037	3.18%	\$ 4,040,000	\$ 25,000	\$ 123,444
Series B Bonds	2028	2.67%	\$ 2,530,000	\$ 210,000	\$ 72,231
			\$ -		
			<u>\$ 7,872,000</u>	<u>\$ 425,000</u>	<u>\$ 223,749</u>

Water & Sewer Fund

23008 TMBF Refund 3 RUD Loans 2014	2034	1.27%	\$ 3,363,448	\$ 172,360	\$ 53,308
23009 SRF 12-116 Downtown Waterline	2035	1.87%	\$ 1,329,133	\$ 65,832	\$ 27,828
23010 SRF 2015 I/I (CW1 15-346)	2035	1.61%	\$ 1,614,892	\$ 73,752	\$ 27,252
23116 SRF 00-020 MPL Plant (water)	2024	1.77%	\$ 1,582,619	\$ 314,028	\$ 33,864
23118 SRF 2010 - WWTP	2032	2.88%	\$ 1,360,040	\$ 127,524	\$ 50,220
23119 SRF 2010 WTR Harvesting	2032	2.83%	\$ 1,520,007	\$ 141,552	\$ 55,056
23245 2012 Series C Bonds	2032	2.95%	\$ 8,265,000	\$ 135,000	\$ 246,244
			<u>\$ 19,035,139</u>	<u>\$ 1,030,048</u>	<u>\$ 493,772</u>

CATOOSA

23007 TMBF/Refund '05 Bonds	2028	1.27%	\$ 2,880,000	\$ 230,000	\$ 50,000
23008 TMBF Refund 3 RUD Loans 2014	2034	1.27%	\$ 2,090,552	\$ 105,640	\$ 35,000
			<u>\$ 4,970,552</u>	<u>\$ 335,640</u>	<u>\$ 85,000</u>

TOTALS (WATER & SEWER FUND)

\$ 24,005,691 \$ 1,365,688 \$ 578,772

\$ 31,877,691

The City carries debt for E-911.

Grant Agency	Project	ARRA	Amount			%				Money Spent	Money Received	To Be Received	Budget
			Grant	Local	Total								
AWARDED:													
Dept. of Justice	bulletproof vests	No	\$ 35,653.05	\$ 35,653.05	\$ 71,306.10	50/50	on-going/Federal Funds 100%		\$ 61,622.12	\$ 30,388.78	\$1,045.00		
THSO Alcohol Saturation/Checkpoint Grant	Alcohol Saturation-2019	No	\$ 20,000.00	\$ -	\$ 20,000.00	100%	\$20,000 Federal Funds						
HIDTA	Drug Task Force Overtime		\$ 18,000.00	\$ -	\$ 18,000.00		\$18,000 Federal Funds						
TDEC-LPRF	Garrison Park Redevelopment		\$ 500,000.00	\$ 500,000.00	\$ 1,000,000.00		\$500,000 State Funds		\$ 577,171.49	\$ 71,023.99	\$217,570.74		
TDOT-Aeronautics	Airport Maintenance 18/19		\$ 25,740.00	\$ 25,740.00	\$ 51,480.00		Federal Funds \$25,740		\$ 11,951.30	\$ 5,968.15			
TDOT-Aeronautics	Seal/Stripe Runway		\$ 603,513.00	\$ 33,528.00	\$ 670,570.00		Federal Funds \$603,513/State \$33,528/Local \$33,528		\$ 33,528.00				
TDOT-Aeronautics	Obstruction Clearing Survey		\$ 21,330.00	\$ 1,185.00	\$ 23,700.00		Federal Funds \$21,330/State \$1185/Local\$1185		\$ 1,185.00				
TDOT-TAP	Downtown Sidewalks/Lights		\$1,299,651	\$ 324,912.84	\$1,624,564	80%	\$1,299,651 Federal Funds/\$342,912.84 Local						
TDOT-Surface Trans	Northwest Connector		\$ 715,799.00	\$ -	\$ 715,799.00		Federal Funds \$715,799		\$ 763,328.61	\$ 608,626.89	\$2,036.00		
TNECD	Site Development Grant		\$ 500,000.00	\$ 497,000.00	\$ 997,000.00		\$500,000 State Funds		\$ 348,670.00	\$ 277,292.18			
TML	Safety Partners Grant 18-19		\$ 3,000.00	\$ 3,000.00	\$ 6,000.00								
Boyd Foundation	Dog Park		\$25,000	\$ -	\$25,000								
Three Star 18-19	Drug Education Trailer		\$15,000	\$ -	\$15,000	100%	\$15,000 State Funds						
Dept. of Agriculture 18-19	Urban Forester		\$19,600	\$19,600	\$39,200	60/40	\$19,200 Federal Funds						
TOTALS			\$ 3,802,286.41	\$ 1,440,618.89	\$ 5,277,619.30								

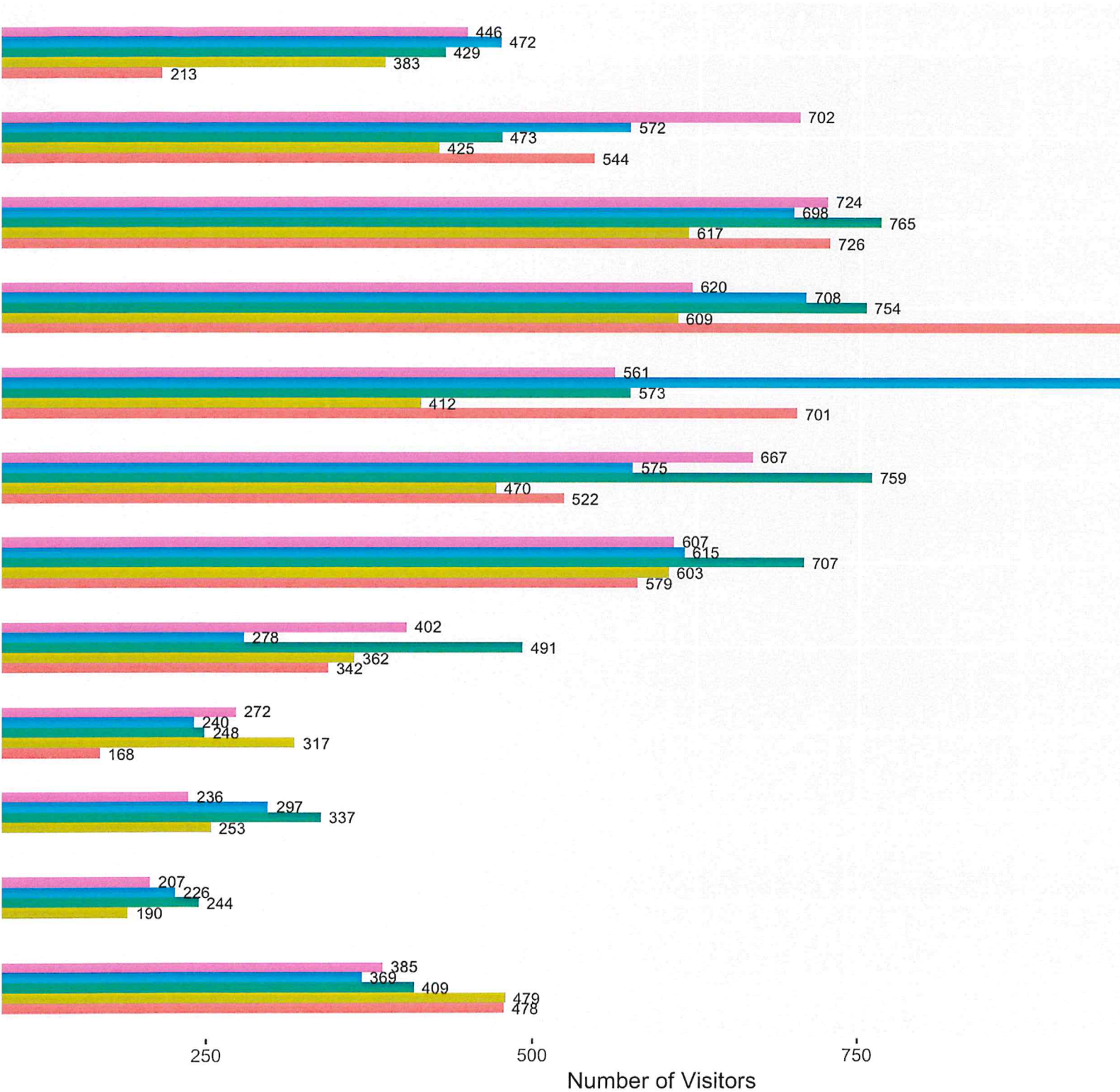
AWARDED:	Grant Agency	Project	ARRA	Amount			%	Money Spent	Money Received	To Be Received	Budget
				Grant	Local	Total					
1	TDOT	Lantana Rd. Utility Reloc	No					\$ 806,354	\$ 805,594.85	\$ 758	413-52390-934-020
2	TDOT	127S Utility Reloc	No					\$ 238,369	\$ 20,437.69	\$ 217,932	413-52390-934-011
3	TDOT	Livingston/Miller	No					\$ 169,950			413-52390-934-021
7	Rural Development	Catoosa water tank - Hwy. 127N		\$ 160,500.00	\$ 890,000.00	\$ 1,050,500.00	160,500 Federal Funds				
8	CDBG-2018	Sewer Rehabilitation	No	\$525,000	\$ 175,000.00	\$ 700,000.00	\$525,000 Federal Funds	10,504.05		10,504.05	413-33198
TOTALS				\$ 685,500.00	\$ 1,065,000.00	\$ 1,750,500.00					

Chamber Scorecard 2018-2019

Metric	July	Aug	Sept	Oct	Nov	Dec	Jan	Feb	Mar
Retiree recruitment									
Retiree recruitment lead response (#)	246	220	939	272	482	391			
Number of calls & walk-in visitors to the Chamber	391	380	295	405	318	216			
# of water meters from outside Cumberland County	91	147	75	102	96	63			
Ideal Living show participation and cities	n/a	n/a	Parsippany, NJ	n/a	n/a	n/a			
Relocation Stay and Play packages (#)	6	2	15	4	2	15			
Website hits (#)	361,205	306,094	337,894	298,674	312,598	205,701			
Industrial recruitment									
** RFI's from TNECD	3	4	2	7	3	2			
# RFI submitted	1	2	2	1	2	2			
Site visits (# of acres)	0	0	0	0	0	0			
Contacts with specific companies from Younger report (companies)	0	0	0	0	0	0			
Tourism									
Vol Network advertisements (#) seasonal	0	0	5	3	3	n/a			
Golf guide and area attractions brochure and/or visitor packets/leads	15	20	14	13	12	9			
Lifestyle publication, # ads sold	0	n/a	n/a	n/a	n/a	n/a			
Participate in 8 golf shows (where)	n/a	n/a	n/a	n/a	n/a	n/a			
Visitors center (# per month)	620	561	667	607	402	272			
Existing Industry									
Site visits, key industries, one per month (company name)	0	0	0	1	0	0			
Leadership development									
Leadership Cumberland # of participants	9 - last session	12-Graduation	n/a	n/a	n/a	n/a			
Workforce development									
# students receiving readiness certificate	n/a	n/a	n/a	n/a	n/a	n/a			
Frontline 1- # of participants	n/a	n/a	n/a	31	31	n/a			
Frontline 2- # of participants	n/a	n/a	n/a	n/a	n/a	n/a			
Other indicators									
Chamber membership	389	391	394	387	378	377			

Grants Applied For	n/a	1-Tourism Marketing Grant	n/a	n/a	n/a	TVA Economic Development Partnership			
Grant Received	n/a	1	n/a	Select Tennessee Certified Site	n/a	n/a			

** If more information is required regarding site visits or the details of the RFI submitted - please contact the Chamber directly.



New Water Meter Counts

Dec-18

State	City	Catoosa	Crab Orchard	South Cumb.	West Cumb.	State Totals
AL				1		
AK						
AR						
AZ			1			
CA		2	3	1		
CO						
CT						
D.C.						
DE						
FL	2		5	1		
GA						
HI						
IA			1			
ID						
IL			3	3		
IN						
KS						
KY		1	2			
LA						
MA			1		1	
MD	1					
ME						
MI		2	2	1		
MN						
MO					1	
MS						
MT						
NC						
ND						
NE						
NH			1			
NJ		1				
NM						
NV						
NY			1	1		
OH			3			
OK						
OR				1		
PA						
RI						
SC						
SD						
TN	4	8		4		
TX				2		
UT						
VA						
VT						
WA						
WI		1	1			
WV						
WY						
Other Country						
Totals	7	15	24	15	2	63

NOTE: Tennessee Meter Counts reflect those outside of Cumberland County