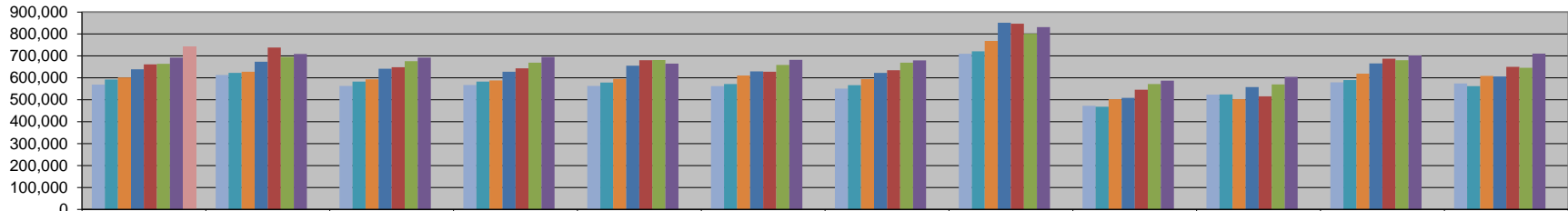
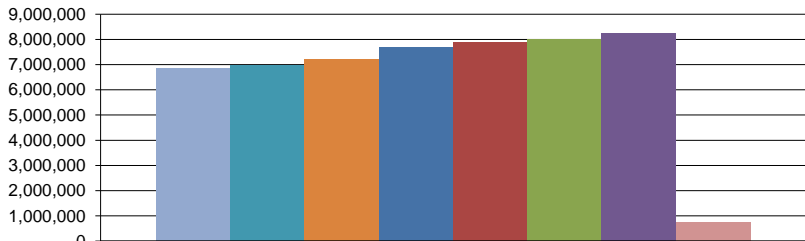


Sales Tax



	1	2	3	4	5	6	7	8	9	10	11	12
FY 12/13	568,911	613,425	563,223	567,870	563,266	562,049	550,910	710,120	472,502	523,568	579,342	574,079
FY 13/14	592,201	622,250	583,383	583,302	578,810	571,889	566,907	720,995	468,129	524,484	590,302	562,391
FY 14/15	601,996	627,721	593,548	587,893	595,353	610,479	594,131	768,882	502,422	502,612	618,980	609,073
FY 15/16	639,340	673,495	642,074	627,579	655,121	629,502	622,916	851,452	508,499	558,191	666,159	606,228
FY 16/17	661,460	738,232	648,935	643,501	680,608	627,480	634,569	846,643	545,448	516,060	687,242	650,129
FY 17/18	663,772	694,952	676,225	669,557	681,142	658,565	668,878	801,559	571,706	570,424	680,699	646,303
FY 18/19	692,809	709,042	692,879	695,206	664,966	682,080	679,316	831,568	587,316	604,434	702,485	710,634
FY 19/20	740,901											

Sales Tax Revenue



	FY YTD
FY 12/13	6,849,266
FY 13/14	6,965,044
FY 14/15	7,213,092
FY 15/16	7,680,555
FY 16/17	7,880,307
FY 17/18	7,983,782
FY 18/19	8,252,736
FY 19/20	740,901

***COLLECTIONS IN THE CITY OF CROSSVILLE**

State of TN Cost of Administration	1.125%	\$ 1,513,800.51
Net Collections (sent to Trustee's office)		\$ 1,496,770.25

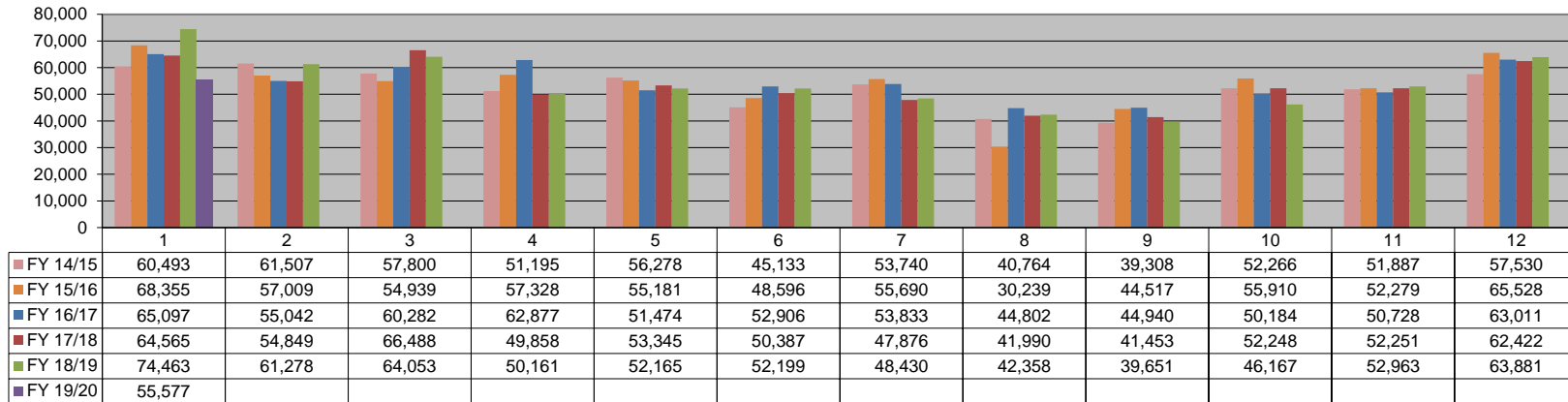
Trustee of Cumberland County	1%	\$ 14,967.70
Net To Be Distributed		\$1,481,802.55

CITY OF CROSSVILLE SPLIT

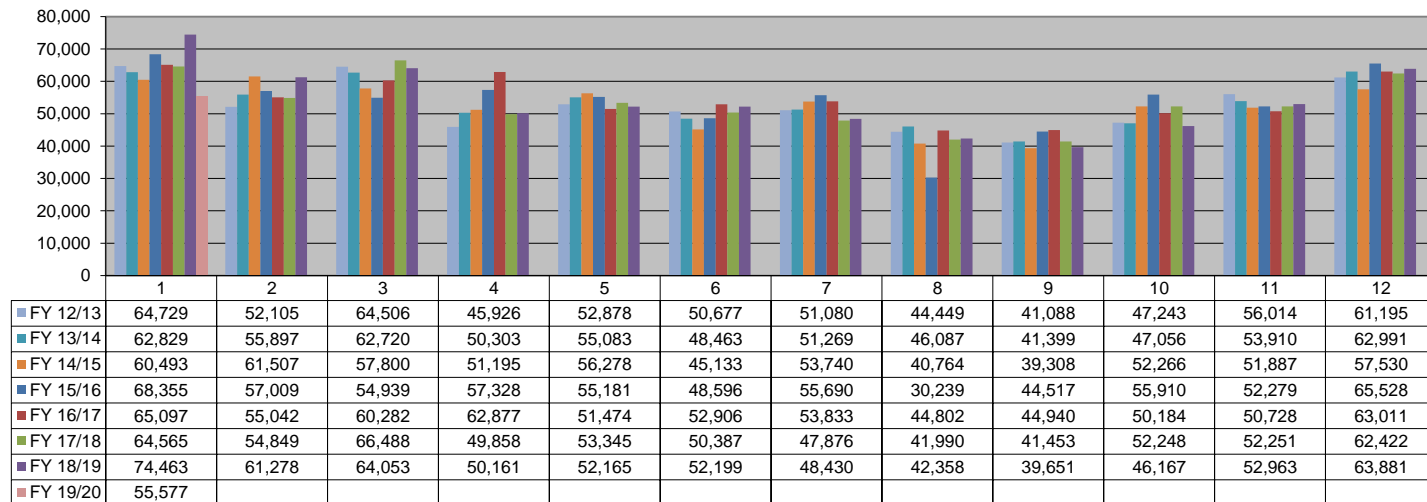
Check to City of Crossville	\$740,901.28
Check to Cumberland County Board of Education	\$740,901.27

*Totals reported in July, but actually collected in June

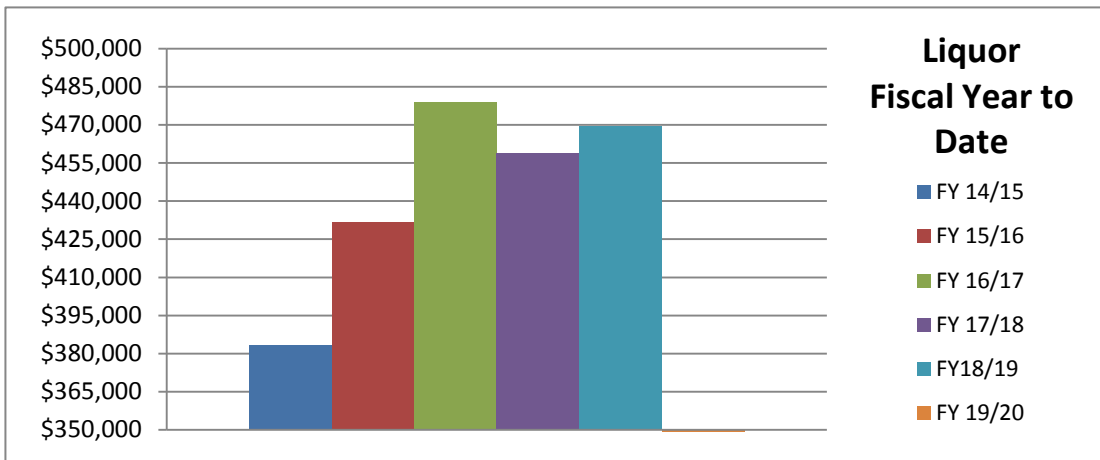
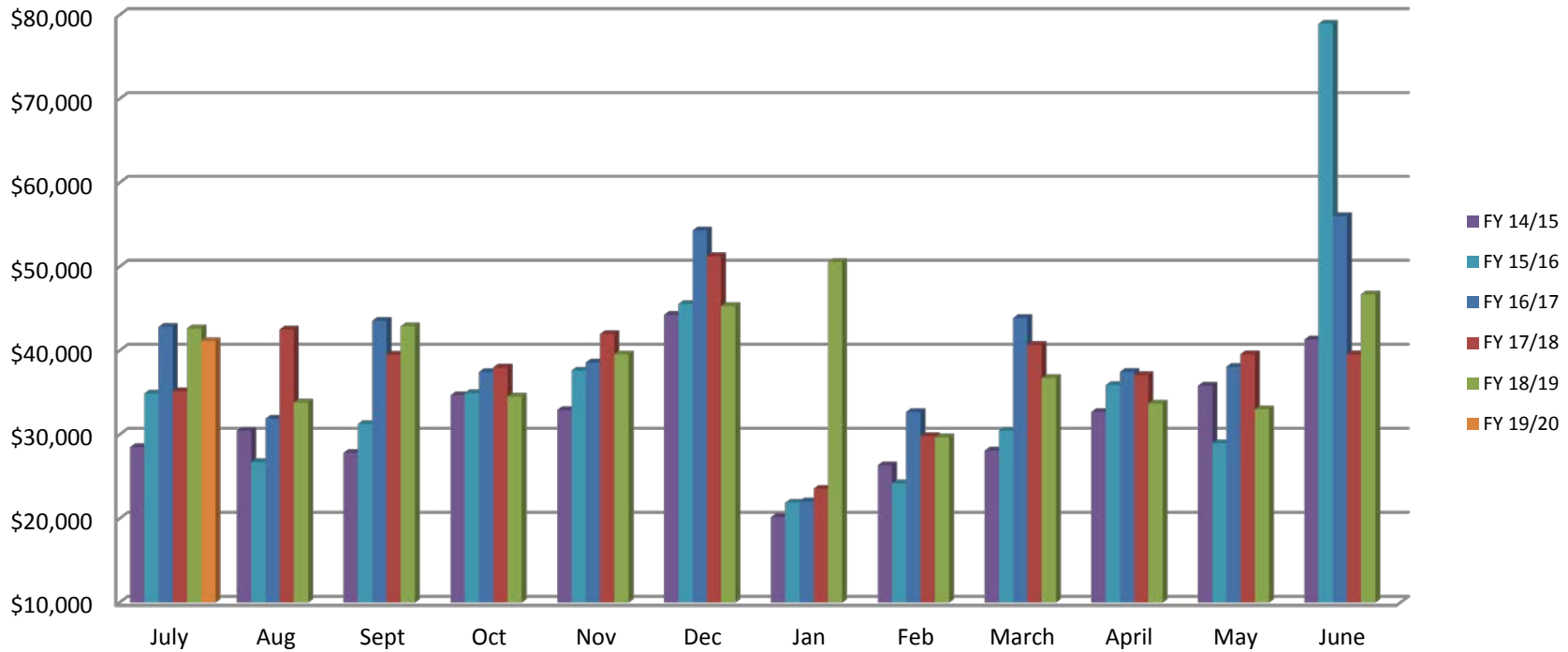
Wholesale Beer Tax



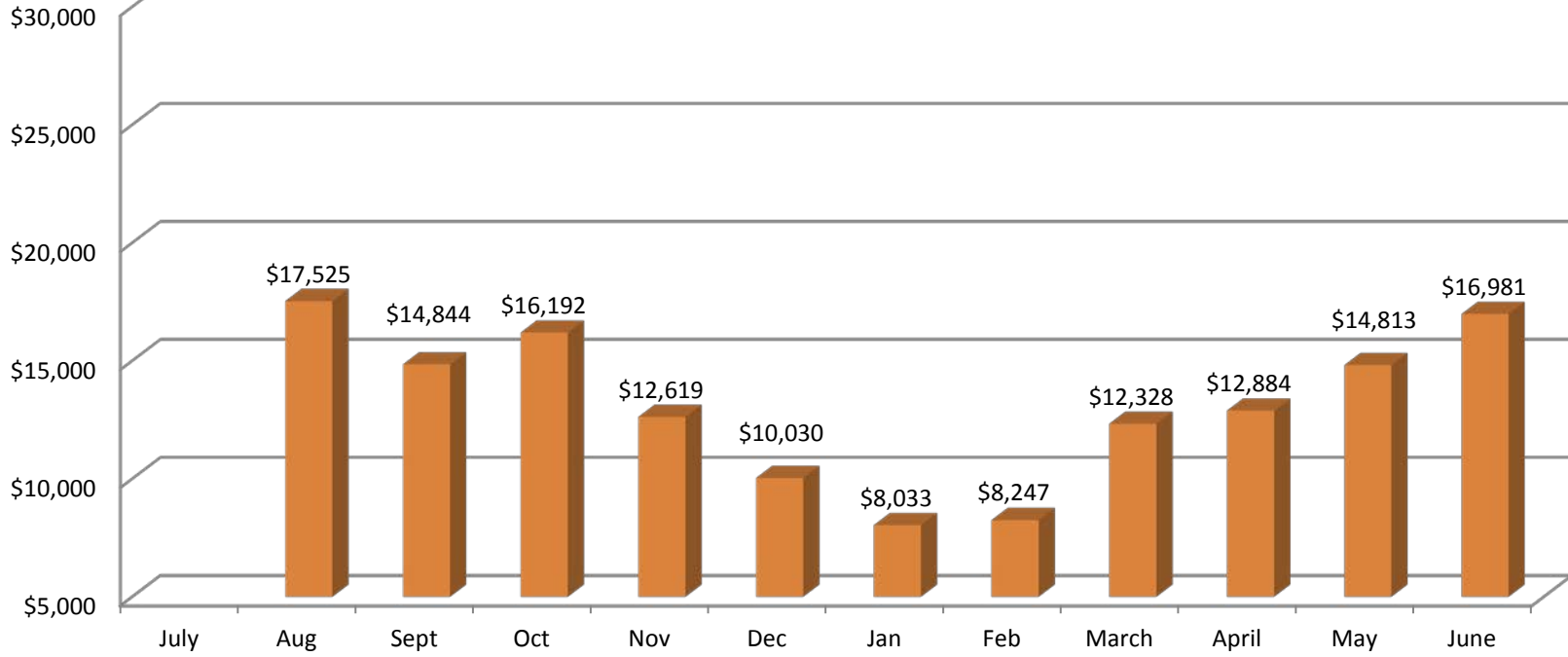
Wholesale Beer Tax Revenue



Liquor Income



Hotel Occupancy Tax



Monthly Stats					
	TOTAL		TOTAL		TOTAL
CITATIONS		OFFENSES		ARRESTS	
Ran Stop Sign	9	Burglary	7	DUI	4
Speeding	14	Vandalism	9	Assault on officer	2
Seatbelt Violation	6	Vehicle Theft	1	Weapons Law Violation	2
Failure to Yield	3	Shoplifting	1	Shoplifting	4
Unnecessary Noise	1	Theft from vehicle	8	Warrant	58
Ran Traffic Light	4	Theft of Vehicle Parts	1	Public Intoxication	14
Registration Violation	12	Theft from Building	4	Assault	1
Window Tint Violation	1	Theft All Other	3	Drug Violation	16
Violation Light Law	9	Forcible Fondling	2	Drug Equipment	7
Insurance Violation	21	Recovery	2	DOR/DOS/No DL	32
Illegal Turn	1	Fraud	7	Hit & Run	5
Child Restraint Viol.	1	Forgery	1	Criminal Trespassing	9
Open Container	1	Assault	2	Disorderly Conduct	3
Animal Nuisance	2	Harassment	1	Evading/Resisting	6
Due Care	2	Counterfeit	2	Theft from vehicle	4
Speed Warning	0	TOTAL	51	Domestic Assault	9
TOTAL	87	WARNINGS	2	TOTAL	176
JUV CITATIONS		JUV ARRESTS		PARKING TICKETS	
Ran Traffic Light	1	Liquor Law Violation	1	ACCIDENTS	
				Fatal	2
				With Injury	9
				Without Injury	20
				Minor	71
TOTAL	1	TOTAL	1	TOTAL	102

- * Sgt. Brink attended training for Israeli Fighting.
- * Lt. O'Neal and Sgt. South attended K9 Recertification and Ptl. Mangas started K9 school.
- * Ptl. Massey and Ptl. Lorenz attended Drug Recognition Expert Training.
- * Provided security and crowd control for July 4th festivities.
- * Provided security and road closures for Car Show on July 27th.

Crossville Fire Dept.

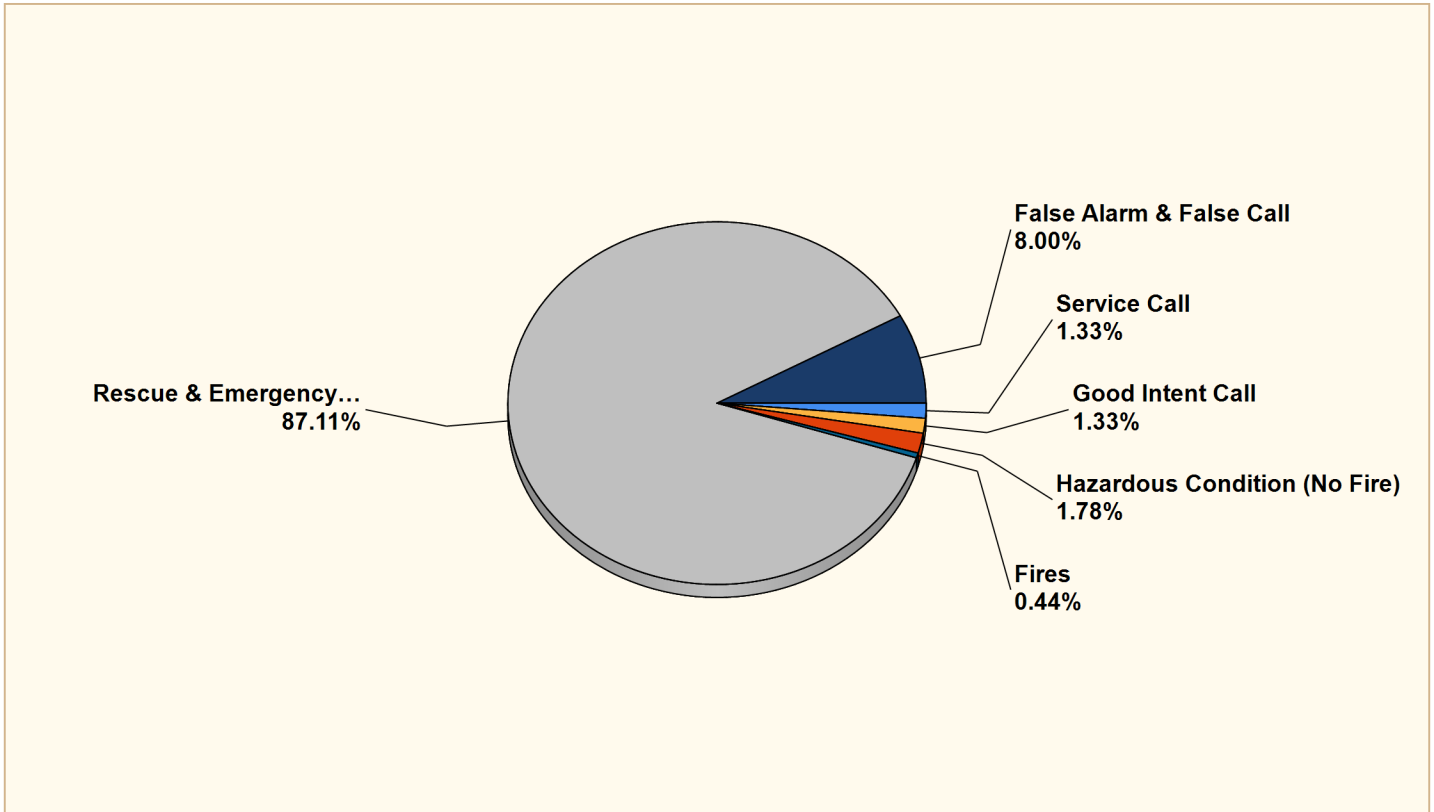
Crossville, TN

This report was generated on 8/8/2019 8:28:42 AM



Breakdown by Major Incident Types for Date Range

Zone(s): All Zones | Start Date: 07/01/2019 | End Date: 07/31/2019



MAJOR INCIDENT TYPE	# INCIDENTS	% of TOTAL
Fires	1	0.44%
Rescue & Emergency Medical Service	196	87.11%
Hazardous Condition (No Fire)	4	1.78%
Service Call	3	1.33%
Good Intent Call	3	1.33%
False Alarm & False Call	18	8.00%
TOTAL	225	100.00%

Only REVIEWED incidents included. Summary results for a major incident type are not displayed if the count is zero.

Detailed Breakdown by Incident Type

INCIDENT TYPE	# INCIDENTS	% of TOTAL
151 - Outside rubbish, trash or waste fire	1	0.44%
311 - Medical assist, assist EMS crew	5	2.22%
321 - EMS call, excluding vehicle accident with injury	178	79.11%
322 - Motor vehicle accident with injuries	10	4.44%
323 - Motor vehicle/pedestrian accident (MV Ped)	1	0.44%
324 - Motor vehicle accident with no injuries.	2	0.89%
411 - Gasoline or other flammable liquid spill	1	0.44%
412 - Gas leak (natural gas or LPG)	1	0.44%
413 - Oil or other combustible liquid spill	1	0.44%
440 - Electrical wiring/equipment problem, other	1	0.44%
500 - Service Call, other	2	0.89%
551 - Assist police or other governmental agency	1	0.44%
611 - Dispatched & cancelled en route	2	0.89%
651 - Smoke scare, odor of smoke	1	0.44%
711 - Municipal alarm system, malicious false alarm	1	0.44%
730 - System malfunction, other	1	0.44%
735 - Alarm system sounded due to malfunction	3	1.33%
736 - CO detector activation due to malfunction	1	0.44%
740 - Unintentional transmission of alarm, other	1	0.44%
743 - Smoke detector activation, no fire - unintentional	4	1.78%
744 - Detector activation, no fire - unintentional	1	0.44%
745 - Alarm system activation, no fire - unintentional	6	2.67%
TOTAL INCIDENTS:	225	100.00%

Only REVIEWED incidents included. Summary results for a major incident type are not displayed if the count is zero.

Crossville Fire Dept.

Crossville, TN

This report was generated on 8/1/2019 9:48:05 AM



Events per Event Type for Date Range (Landscape)

Start Date: 07/01/2019 | End Date: 07/31/2019

EVENT TYPE	DATE	EVENT NAME	CATEGORY	LOCATION	HOURS	PARTICIPANTS
Fire Inspection						
	07/09/2019	Plateau Pediatrics	Fire Inspections	3234 Miller Ave. Crossville, Tn	1	Tim Johnson, Chris South, Jordan Winningham
Total Hours for Fire Inspection:					1	
Meeting						
	07/09/2019	Council Meeting	Other	392 N Main St	1	Chris South, Michael Turner
	07/10/2019	Interviews for new hires	Other	141 Henry St.	8	Tim Johnson, Chris South, Michael Turner
	07/29/2019	CHIEFS MEETING SMITHVILLE	Other	Smithville, Tn	5	Chris South
Total Hours for Meeting:					14	
Children's Activities						
	07/13/2019	STAPLES BLOCK PARTY @ STAPLES	Public Relations / Education	2547 N Main St.	1	Jeremy Mangas, Nathan Wattenbarger
	07/19/2019	UNITED METHODIST CHURCH	Public Relations / Education	100 Braun St.	1	David Smith, Nathan Wattenbarger
Total Hours for Children's Activities:					2	

Only LOCKED events included.



EVENT TYPE	DATE	EVENT NAME	CATEGORY	LOCATION	HOURS	PARTICIPANTS
Fire Training						
	07/13/2019	TFPEA	Training and Education		57	Jeremy Mangas, Casey Worsham
Total Hours for Fire Training:					57	
Apparatus Maintenance						
	07/13/2019	TN/Southeast Chiefs @ Murfreesboro	Training and Education	Murfreesboro	153	Chris South
Total Hours for Apparatus Maintenance:					153	
Safety Standby						
	07/20/2019	City Lake (Meadow Park)	Public Relations / Education	Meadow Park Lake	3	Mitchell Jenkins , Thomas Smith
Total Hours for Safety Standby:					3	
Public CPR Class						
	07/23/2019	Cpr	Public Relations / Education	TWRA	2.5	Jeff Connell , Casey Worsham
	07/23/2019	TWRA CPR \AED	Training and Education	464 INDUSTRIAL BLVD	2	Casey Worsham
Total Hours for Public CPR Class:					4.5	

Only LOCKED events included.



Crossville Fire Dept.

Crossville, TN

This report was generated on 7/1/2019 10:27:29 AM



Events per Event Type for Date Range (Landscape)

Start Date: 06/01/2019 | End Date: 07/31/2019

EVENT TYPE	DATE	EVENT NAME	CATEGORY	LOCATION	HOURS	PARTICIPANTS
Fire Inspection						
	06/03/2019	Food City Inspection	Fire Inspections	Food City 1180 N MAIN ST	2	Tim Johnson, Travis Winningham
	06/19/2019	RURAL KING INSPECTION	Fire Inspections	190 CUMBERLAND SQUARE	2	Tim Johnson, Jeremy Mangas

Total Hours for Fire Inspection: 4

Meeting						
	06/04/2019	REVOLUTION CHURCH	Fire Inspections	CONSULTATION	2	Kevin Edwards , Chris South, Brian Wyatt
	06/04/2019	4TH OF JULY MEETING	Public Relations / Education	CITY HALL	2	Chris South, Casey Worsham
	06/06/2019	WALMART MEETING	Public Relations / Education	141 HENRY ST	4	Chris South
	06/11/2019	AIRPORT MEETING	Public Relations / Education		4	Chris South
	06/25/2019	STAFF MEETING	Administration	CITY HALL	2	Michael Turner

Total Hours for Meeting: 14

Only LOCKED events included.

EVENT TYPE	DATE	EVENT NAME	CATEGORY	LOCATION	HOURS	PARTICIPANTS
Station Tour						
	06/05/2019	Leadership of the Cumberlands	Public Relations / Education	Station one tour and presentation	1	Chris South

Total Hours for Station Tour: 1

Safety Standby						
	06/08/2019	MEADOW PARK KIDS DAY	Public Relations / Education	MEADOW PARK LAKE	4	Todd Kemmer, Kenneth Stone
	06/10/2019	STATE PARK JR RANGER CAMP	Public Relations / Education	STATE PARK	4	Jake DeRossett, Jeremy Mangas
	06/17/2019	STATE PARK JR RANGER CAMP	Public Relations / Education		4	Todd Kemmer, Kenneth Stone
	06/22/2019	SPRAY KIDS FOR CUMBERLAND FELLOWSHIP	Public Relations / Education	COMMUNITY COMPLEX	2	Todd Kemmer, Kenneth Stone
	06/22/2019	CHRISTMAS ON THE MOUNTAIN	Public Relations / Education	COMMUNITY COMPLEX	4	Jake DeRossett, Jeremy Mangas
	06/22/2019	BEAR TRACE GOLF COURSE GOLF EVENT	Public Relations / Education	BEAR TRACE GOLF COURSE	4	Todd Kemmer, Kenneth Stone
	06/26/2019	Spray Klds	Public Relations / Education	Community Complex	1	Jacob Garrett, Casey Worsham
	06/29/2019	FILL DUNK TANK UP FOR JR JETS	Public Relations / Education	JR JETS PRACTICE FIELD	2	Todd Kemmer, Kenneth Stone

Total Hours for Safety Standby: 25

Only LOCKED events included.

EVENT TYPE	DATE	EVENT NAME	CATEGORY	LOCATION	HOURS	PARTICIPANTS
Smoke Detector install						
	06/08/2019	Carriage Drive	Public Relations / Education	Carriage Drive and Crescent Point	4	Jacob Garrett, Mitchell Jenkins , Todd Kemmer, Kenneth Stone, Casey Worsham
	06/15/2019	SMOKE ALARM INSTALL	Public Relations / Education	SMOKE ALARM INSTALL HOLIDAY HILLS AREA	8	Tim Johnson, Travis Winningham
	06/17/2019	Smoke Alarm Install	Public Relations / Education	406 Hill Crest Drive Crossville, TN 38555	0.5	Jacob Garrett, Casey Worsham

Total Hours for Smoke Detector install: 12.5

Fire Training						
	06/10/2019	TFACA	Training and Education		0	Chris South, Casey Worsham

Total Hours for Fire Training: 0

Station Maintenance						
	06/27/2019	INSTALLATION OF WINDOWS	Maintenance	141 HENRY ST	8	

Total Hours for Station Maintenance: 8

Honor Guard						
	06/27/2019	FUNERAL DETAIL FOR THP	Public Relations / Education	SPARTA HWY	2	Michael Turner

Total Hours for Honor Guard: 2

Only LOCKED events included.

	CONSUMPTION	Water loss - flushing	Water loss - leaks	Water loss-fire fighting	Total Internal Use	Unaccounted for water	PUMPED WATER	LOSS %
2018								
January	88,114,500	1,978,358	1,272,890	60,000	3,311,248	40,696,952	132,122,700	31%
February	92,164,600	5,904	3,749,588	65,000	3,820,492	9,054,908	105,040,000	9%
March	80,217,300	34,375	1,929,024	145,000	2,108,399	29,884,501	112,210,200	27%
April	80,489,000	86,729	1,233,996	2,000	1,322,425	26,231,575	108,043,000	24%
May	83,464,600	681,483	429,676		1,111,159	33,736,841	118,312,600	29%
June	93,994,400	152,880	2,693,928		2,846,808	16,951,792	113,793,000	15%
July	92,933,800	461,753	1,124,995		1,586,748	27,013,152	121,533,700	22%
August	94,724,300	47,115	11,949,329	2,000	11,998,444	23,857,600	118,581,900	20%
September	103,519,000	423,299	1,487,856	5,100	1,916,255	5,352,745	110,788,000	5%
October	87,432,600	541,673	2,244,551	2,600	2,788,824	23,625,476	113,846,900	21%
November	90,719,700	58,772	2,161,156		2,219,928	16,188,372	109,128,000	15%
December	85,827,100	141,659	2,230,374	4,500	2,376,533	26,819,267	115,022,900	23%
TOTAL								
2019								
January	78,615,200	45,193	1,231,332		1,276,525	37,433,475	117,325,200	32%
February	83,850,700	120,407	3,630,186		3,750,593	25,387,707	112,989,000	22%
March	79,635,900	117,534	2,566,872		2,684,226	40,751,574	123,071,700	33%
April	84,372,600	240,891	2,674,092	7,100	2,922,083	31,045,317	118,340,000	26%
May	85,946,000	163,822	4,683,636	109,500	4,956,958	45,210,942	136,113,900	33%
June	96,622,200	98,995	7,626,119	30,000	7,755,114	17,662,086	122,039,400	14%
July	104,717,400	117,626	2,750,076	4,400	2,867,702	19,618,398	127,203,500	15%
August								
September								
October								
November								
December								
6 mos	535,144,800	859,275	23,930,981	151,000	24,936,676	179,676,024	739,757,500	24%
12 mos	1,075,982,700	2,116,986	45,235,579	165,200	47,513,185	312,952,959	1,424,450,400	22%

2019-2020 Building Permits

	County Residential	County Commercial	City Residential	City Commmercial	City & County Plumbing	City & County Mechanical	Land Disturbance Permits	Sign	Plan Review	House Moving	County Fees Paid	City Fees Paid
July	20	0	18	2	35	32	7	0	1	0	\$18,669.00	\$12,196.50
August												
September												
October												
November												
December												
January												
February												
March												
April												
May												
June												
Total	20	0	18	2	35	32	7	0	1	0	\$18,669.00	\$12,196.50

Engineering Projects Report August 7, 2019

Project	Current Status	Dates
127 South Utility Relocation	(No Change)The TDOT bid letting has been placed on hold by the Commissioner of TDOT.	
Northwest Connector Phase 3	The acquisition phase is complete and TDOT has moved the bid letting to August 13, 2021.	Bid Letting 2021
Northwest Connector Phase 2	We have received the written approval to start the utility process. We will be proceeding with the appraisals and the utility engineers will be developing the easements during this time period. The bid letting date has been moved to August 13,2021.	Bid Letting 2021
Downtown Sidewalks	The TDOT ADA coordinator has been given a set of plans showing areas of concern and she is reviewing those areas. The City has been given the notice to proceed on the NEPA document.	Award Bid February 2020
Brookhaven Subdivision and Highland Lane Waterline Upgrade	All bids were rejected. This project will have minor changes and will be rebid soon.	Completion May 2020
Old Lantana Road, County Seat and Southbend Waterline Replacement	(No Change) The plans have been reviewed and returned to the Engineer. Easements will be required as we move forward with this project. A construction start date will be established once the easements are acquired.	
Bridges for Trails at Meadow Park	The reinforcing steel has been delivered and the Street Department has the project in its queue.	
Quail Hollow Court	The Exhibit "A" document required for the sale of the property will be updated when the Airport Layout Plan is updated during the next year.	
Main Street and Lantana Traffic Signal Replacement	The design phase is complete and approved. The City has been given notice to start the Right Of Way process and Right of Way plans have been submitted to TDOT. All Right of Way information has been submitted to TDOT.	Bid Award October 2019
Fourth Street and West Avenue Traffic Signal Replacement	The plans have been submitted to TDOT for a design review.	Bid Award September 2019
Airport Pavement Rehabilitating	The contractor has completed all crack sealing and will finish the striping by August 9.	Construction Complete August, 2019
Meadow Park Water Filtration Plant Sewer Project	City staff is working with TDOT on the utility permit for Lantana Road.	Schedule will be forthcoming
Raw Water Study	The Engineers are developing estimates for each piece of the study. A meeting with TDEC and the Army CORP occurred in July and the Engineers are proceeding with information obtained from the meeting. A presentation to the City Council is forthcoming.	
Garrison Park	The project is nearly complete and the Contractor is completing the punch list items. City Staff is completing a bid package for the frontage fence along Miller Avenue.	Completion April, 2019
Meadow Park Pavilion	The bid is on the agenda.	
Centennial Park Basketball Court Rehab	The Contractor is working on crack repair. We believe this project will be completed next week.	
Airport Tree Removal	The obstruction information has been delivered to the City. City Crews are removing trees on City Property. The Engineers will be compiling property information in order to proceed with a grant from TDOT on the clearing.	
Catoosa 127 North Water Tank	The City has started the acquisition process for the property. The appraisal are complete.	
Centennial Park Trail Rehab	The paying will be completed today. City Crews will have minor edge work to perform.	
CDBG 2018 Sewer Project	The Department of Economic & Community Development is reviewing the bids and a notice to proceed to the contractor is forthcoming. The City will be able to reapply for an additional CDBG project in February which will yield a construction project in 2021.	Completion November, 2019
Underwood Street Sidewalk	Acquisition documents have been turned over to the City attorney so that City Staff can negotiate the acquisitions.	
Fox Den Drive Water Line Installation	New water service installation are all that remain.	
Valley Lane and Towering Trail Sewer Installation	Approved plans have been received from TDEC. This project is ready for city crews to start the installation.	
Tulip Drive Sewer Installation	The plans have been submitted to TDEC.	
Homestead Water Tank Painting and Caboose Painting	The Contractor is currently working on the inside of the tank. The caboose will be painted last.	Completion October, 2019
Airport ALP	We are awaiting TDOT approval of the grant.	
Airport Maintenance Hangar Rehab	We are awaiting TDOT approval of the grant.	
Meadow Park Water Filtration Master Meters	The Engineering Department has started developing a master meter design to measure the water leaving the plant.	
Meadow Park Sludge Collection Rebuild	The specifications and bid package are being developed by the Engineering Department.	
Industrial Blvd and Highway 127 Intersection Waterline Rehab	Plans and a bid package are being developed inhouse. This project will bid in early spring.	
Wilson Lane Utility Extension	City crews have cleared the ROW for the sewer line and started installation.	
Miller Avenue Sewer Forcemain Replacment	The City will start acquiring the easements in the coming weeks and the Engineer will be finalizing the drawings and bid package and submitting plans to TDEC.	
Private Developments		
The Gardens Phase 8 Subdivision Plat 2	(No Change)Water and sewer installation is complete and the City has accepted the utilities. Road work has not been started.	
Waverley Place and Tree House Plantations Subdivision	(No Change) The Developer is looking at different development options. This development may change in type, shape and name. Water and sewer plans have been submitted to TDEC and the TDEC approval has expired.	
Crossroad Village Subdivision Phase 3	Unit 1 of this phase is complete. The developer has started installing utilities in Unit 2 of this phase.	
Crossroad Village Subdivision Phase 5	Water and sewer plans have been presented to the City for review and the developer has started clearing the subdivision.	

**CITY OF CROSSVILLE
DEBT**

	<u>END DATE</u>	<u>INT RATE</u>	<u>7/31/2019 LOAN BALANCE</u>	<u>PRINCIPAL PAYMENT</u>	<u>INTEREST PAYMENT</u>
GENERAL FUND					
LOC- TMBF - Radio System	2028		\$ -	paid off	
E-911	2024		\$ 313,000	\$ 59,000	\$ 5,000
Series A Bonds	2037	3.18%	\$ 4,015,000	\$ 20,000	\$ 122,413
Series B Bonds	2028	2.67%	\$ 2,315,000	\$ 220,000	\$ 63,731
			\$ -		
			<u>\$ 6,643,000</u>	<u>\$ 299,000</u>	<u>\$ 191,144</u>

Water & Sewer Fund

23008 TMBF Refund 3 RUD Loans 2014	2034		\$ 3,186,748	\$ 180,420	\$ 48,072
23009 SRF 12-116 Downtown Waterline	2035	1.87%	\$ 1,184,905	\$ 68,328	\$ 25,332
23010 SRF 2015 I/I (CW1 15-346)	2035	1.61%	\$ 1,571,069	\$ 76,164	\$ 24,840
23116 SRF 00-020 MPL Plant (water)	2024	1.77%	\$ 1,395,685	\$ 325,344	\$ 22,560
23118 SRF 2010 - WWTP	2032	2.88%	\$ 1,183,773	\$ 131,256	\$ 46,488
23119 SRF 2010 WTR Harvesting	2032	2.83%	\$ 1,324,721	\$ 145,608	\$ 51,000
23245 2012 Series C Bonds	2032	2.95%	\$ 8,125,000	\$ 145,000	\$ 237,994
			<u>\$ 17,971,901</u>	<u>\$ 1,072,120</u>	<u>\$ 456,286</u>

CATOOSA

23007 TMBF/Refund '05 Bonds	2028		\$ 2,645,000	\$ 245,000	\$ 50,000
23008 TMBF Refund 3 RUD Loans 2014	2034		\$ 1,982,252	\$ 110,580	\$ 35,000
			<u>\$ 4,627,252</u>	<u>\$ 355,580</u>	<u>\$ 85,000</u>

TOTALS (WATER & SEWER FUND)

\$ 22,599,153 \$ 1,427,700 \$ 541,286

\$ 29,242,153

The City carries debt for E-911.

Grant Agency	Project	ARRA	Amount			%				Money Spent	Money Received	To Be Received
			Grant	Local	Total							
AWARDED:												
Dept. of Justice	bulletproof vests	No	\$ 35,653.05	\$ 35,653.05	\$ 71,306.10	50/50	on-going/Federal Funds 100%		\$ 61,622.12	\$ 31,433.78	\$650.00	
THSO Alcohol Saturation/Checkpoint Grant	Alcohol Saturation-2019	No	\$ 20,000.00	\$ -	\$ 20,000.00	100%	\$20,000 Federal Funds					
HIDTA	Drug Task Force Overtime		\$ 18,000.00	\$ -	\$ 18,000.00		\$18,000 Federal Funds					
TDEC-LPRF	Garrison Park Redevelopment		\$ 500,000.00	\$ 500,000.00	\$ 1,000,000.00		\$500,000 State Funds		\$ 748,421.49	\$ 374,219.73	\$125,859.88	
TDOT-Aeronautics	Airport Maintenance 18/19		\$ 25,740.00	\$ 25,740.00	\$ 51,480.00		Federal Funds \$25,740		\$ 33,944.18	\$ 16,368.79	\$5,262.49	
TDOT-Aeronautics	Seal/Stripe Runway		\$ 603,513.00	\$ 33,528.00	\$ 670,570.00		Federal Funds \$603,513/State \$33,528/Local \$33,528		\$ 33,528.00	\$ 595,880.61		
TDOT-Aeronautics	Obstruction Clearing Survey		\$ 21,330.00	\$ 1,185.00	\$ 23,700.00		Federal Funds \$21,330/State \$1185/Local\$1185		\$ 1,185.00	\$ 23,700.00		
TDOT-TAP	Downtown Sidewalks/Lights		\$1,299,651	\$ 324,912.84	\$1,624,564	80%	\$1,299,651 Federal Funds/\$342,912.84 Local					
TDOT-Surface Trans	Northwest Connector		\$ 715,799.00	\$ -	\$ 715,799.00		Federal Funds \$715,799		\$ 1,313,415.21	\$ 608,626.89	\$440,046.48	
TNECD	Site Development Grant		\$ 500,000.00	\$ 497,000.00	\$ 997,000.00		\$500,000 State Funds		\$ 959,000.00	\$ 729,500.00		
TML	Safety Partners Grant 18-19		\$ 3,000.00	\$ 3,000.00	\$ 6,000.00				\$ 5,077.54	\$ 2,538.77		
Boyd Foundation	Dog Park		\$25,000	\$ -	\$25,000				\$ 25,000.00	\$ 25,000.00		
Three Star 18-19	Drug Education Trailer		\$15,000	\$ -	\$15,000	100%	\$15,000 State Funds					
Dept. of Agriculture 18-19	Urban Forester		\$19,600	\$19,600	\$39,200	60/40	\$19,200 Federal Funds		\$ 5,118.38	\$ 2,559.19		

AWARDED:	Grant Agency	Project	ARRA	Amount			%	Money	Money	To Be	Budget
				Grant	Local	Total					
1	TDOT	Lantana Rd. Utility Reloc	No					\$ 806,354	\$ 805,594.85	\$ 758	413-52390-934-020
2	TDOT	127S Utility Reloc	No					\$ 238,369	\$ 20,437.69	\$ 217,932	413-52390-934-011
3	TDOT	Livingston/Miller	No					\$ 169,950			413-52390-934-021
7	Rural Development	Catoosa water tank - Hwy. 127N		\$ 160,500.00	\$ 890,000.00	\$ 1,050,500.00	160,500 Federal Funds				
8	CDBG-2018	Sewer Rehabilitation	No	\$525,000	\$ 175,000.00	\$ 700,000.00	\$525,000 Federal Funds	132,161.00	100,418.05		413-33198
TOTALS				\$ 685,500.00	\$ 1,065,000.00	\$ 1,750,500.00					

Grants Applied For
Grant Received

n/a											
n/a											

** If more information is required regarding site visits or the details of the RFI submitted - please contact the Chamber directly.