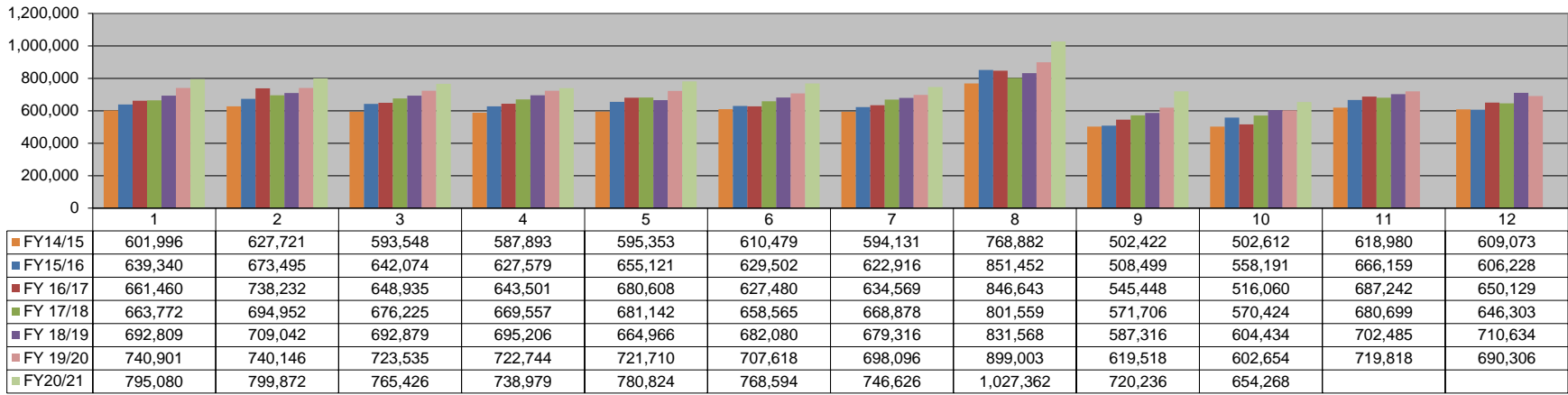
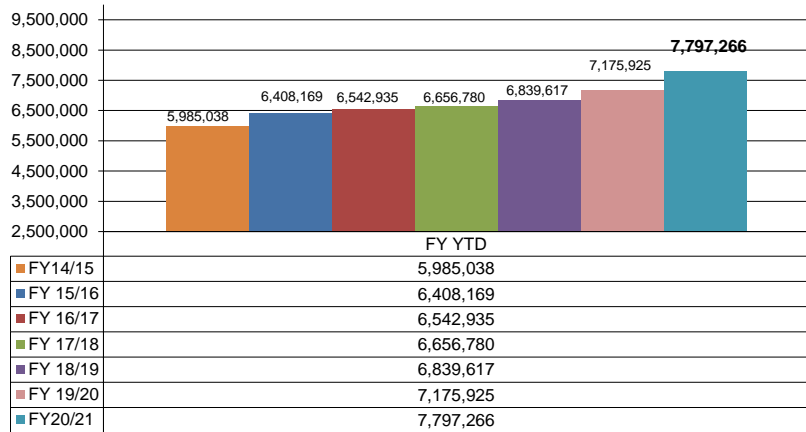


Sales Tax



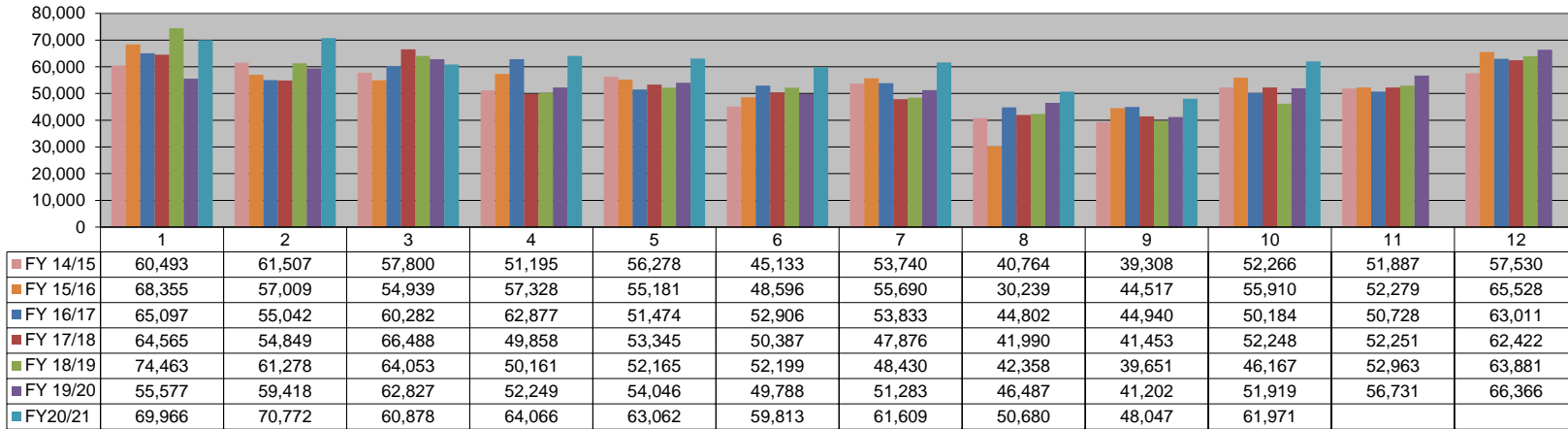
Sales Tax Revenue Year-to-Date



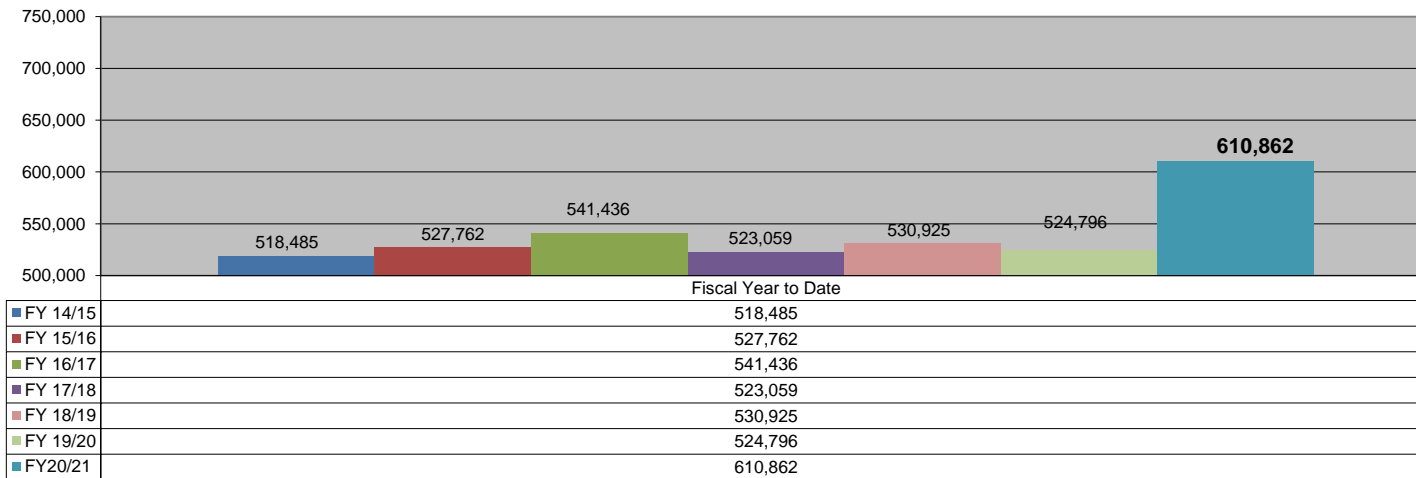
*COLLECTIONS IN THE CITY OF CROSSVILLE		\$	1,336,791.48
State of TN Cost of Administration	1.125%	\$	15,038.90
Net Collections (sent to Trustee's office)		\$	1,321,752.58
Trustee of Cumberland County	1%	\$	13,217.53
Net To Be Distributed		\$	1,308,535.05
CITY OF CROSSVILLE SPLIT			
Check to City of Crossville		\$	654,267.53
Check to Cumberland County Board of Education		\$	654,267.53

*Totals reported in April, but actually collected in February

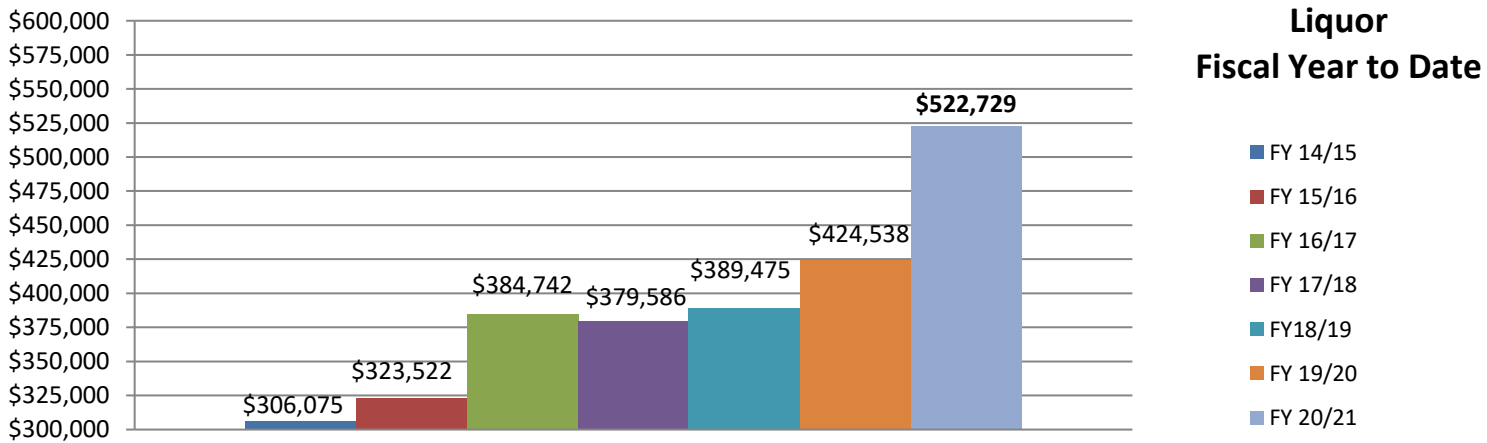
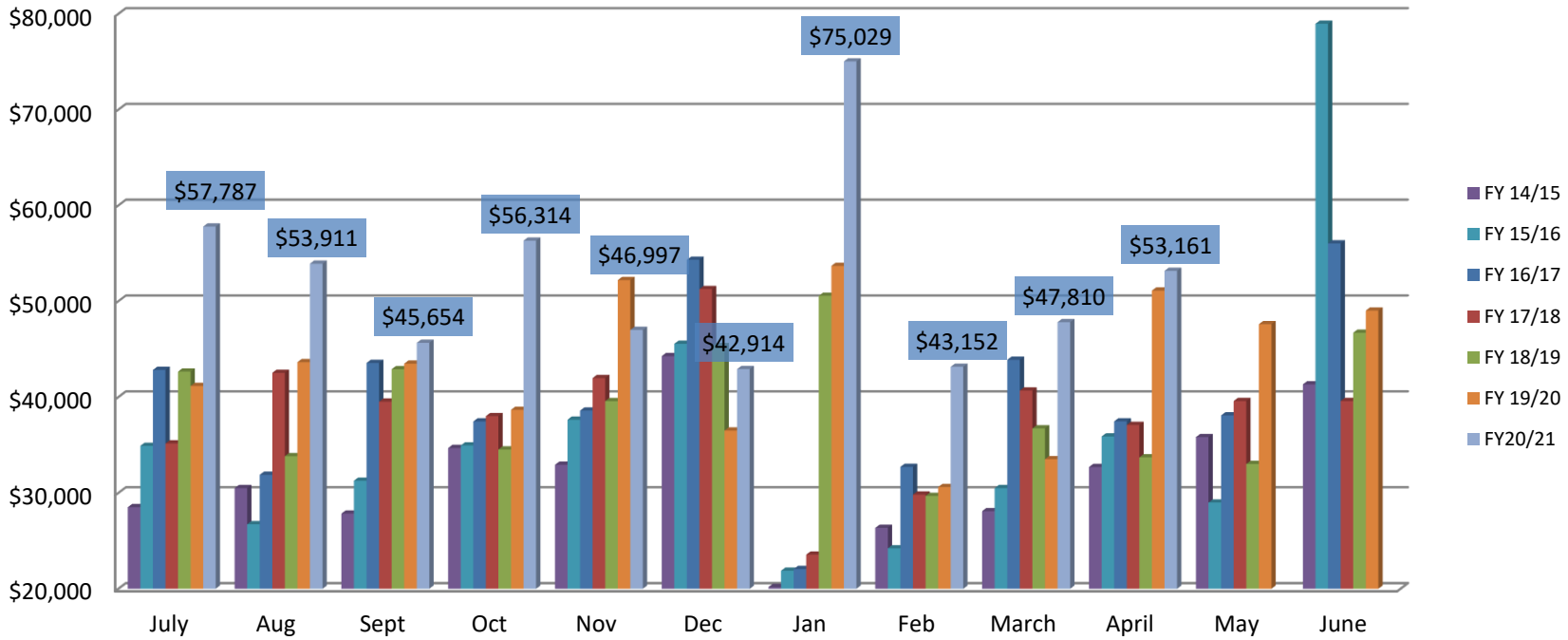
Wholesale Beer Tax

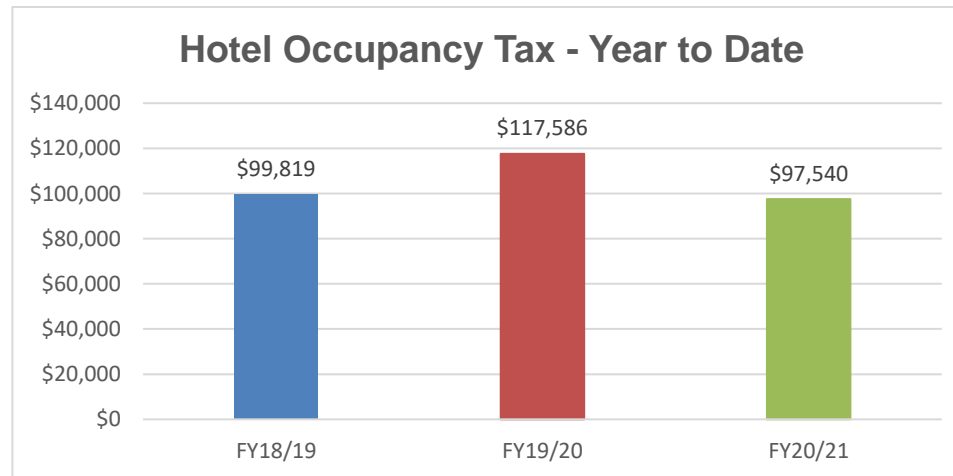
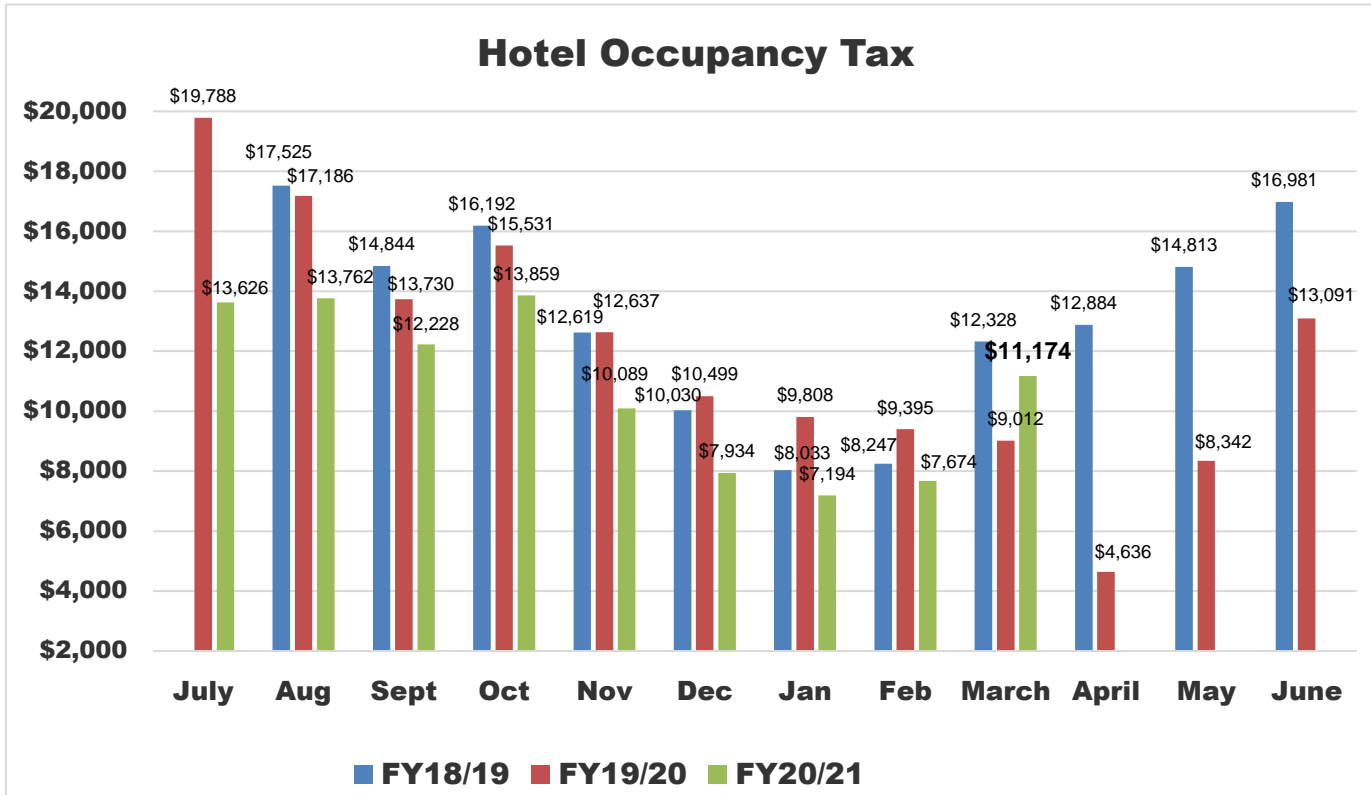


Wholesale Beer Tax Revenue Year To Date



Liquor Income







CROSSVILLE POLICE DEPARTMENT

STAT COMPARISONS

APR 2021 TOTAL CALLS - 2,736

MAR 1,078 YEAR TO DATE - 7,091

SPECIAL EVENTS

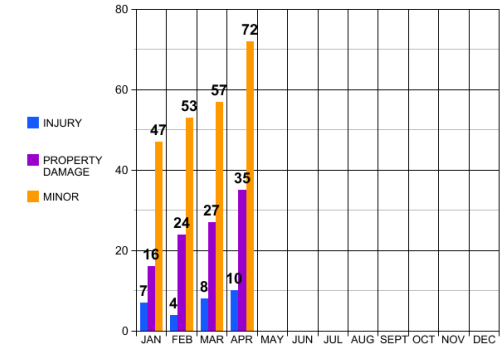
HEALTH DEPT SECURITY

DEA DRUG TAKE BACK

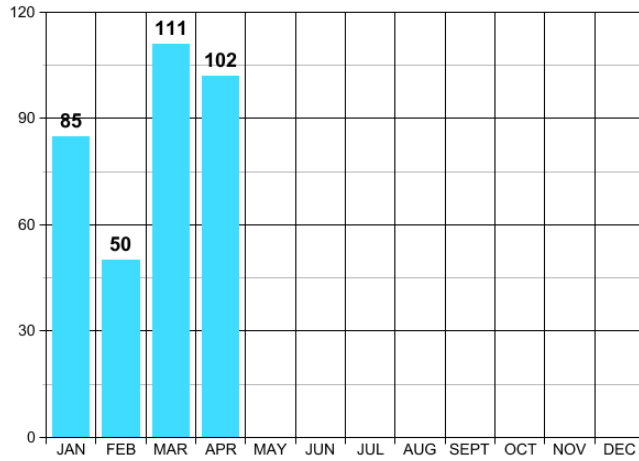
ESCORT/HONOR GUARD FOR

MS SENIOR TN PAGEANT

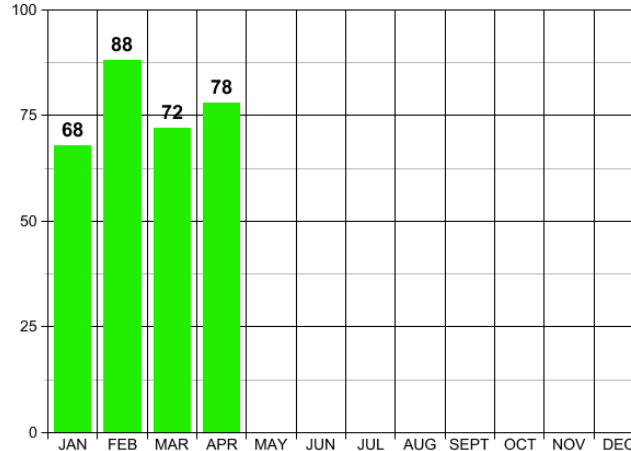
TOTAL MONTHLY ACCIDENTS



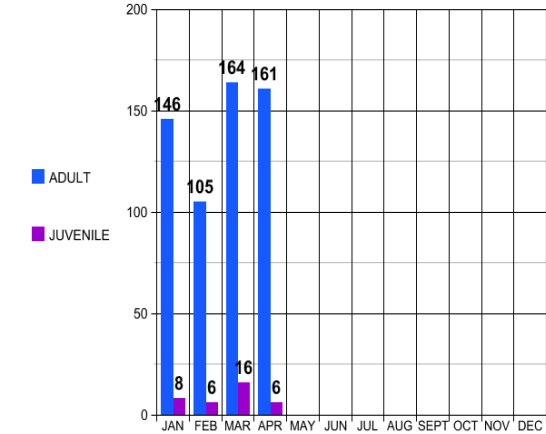
TOTAL MONTHLY CITATIONS



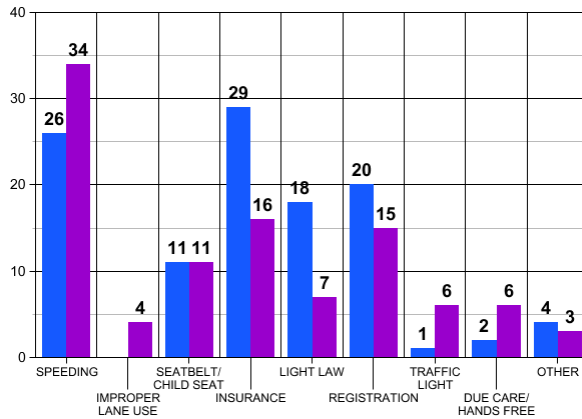
TOTAL MONTHLY OFFENSES



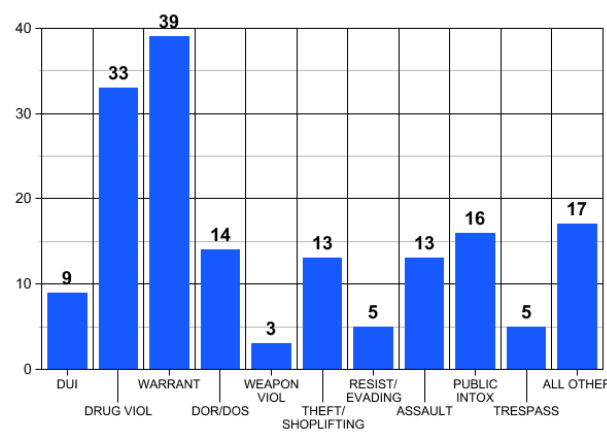
TOTAL MONTHLY ARREST



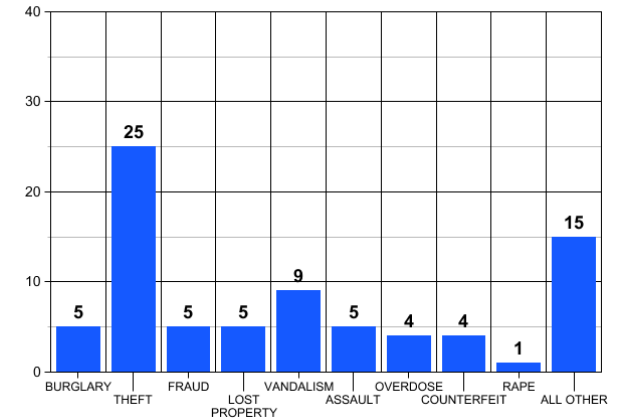
PREVIOUS MONTH CITATION COMPARISON



ARREST BY CATEGORY



TOTAL MONTHLY ACCIDENTS



Monthly Stats
April 2021

CITATIONS		OFFENSES		ARRESTS	
Speeding	33	Burglary	5	Burglary	1
Seat Belt Violation	11	Theft from Building	8	Theft from Building	2
Ran Traffic Light	6	Theft of vehicle Parts	3	Theft from vehicle	1
Registration Violation	15	Theft from Vehicle	7	Fraud	1
Viol. Open Container	1	Theft All Other	5	Forgery	1
Light Law Violation	7	Assault	3	Counterfeit	1
Following to Close	1	Shoplifting	2	Shoplifting	8
Insurance Violation	16	Fraud	5	Assault	4
Improper Use of Lane	4	Domestic Assault	2	Domestic Assault	3
Noise Ordinance	1	Runaway	1	Viol. Bond conditions/OP	3
Texting while Driving	6	Forcible Fondling	2	Drug Violation	21
		Embezzlement	1	Drug Equipment	11
		Death	2	Weapons Law Violation	3
		Overdose	4	Vehicle Theft	2
		Verbal Domestic	1	Vandalism	2
		Property Damage	2	DUI	9
		Missing Person	1	Disorderly Conduct	1
		Child Neglect	1	Resisting/Evading Arrest	5
		Vandalism	9	DOR/DOS/No DL	14
		Violation of OP	1	Public Intoxication	16
		Rape	1	Criminal Trespass	5
		Lost Property	5	Obstuction of Legal Writ	1
		Road Rage	2	Robbery	1
		Counterfeit	4	Criminal Impersonation	2
		Forgery	1	Tampering with Evidence	3
				Assault on Officer	1
				Warrant	39
TOTAL	101	TOTAL	78	TOTAL	161
SPEED WARNINGS	8	JUVENILE ARRESTS		TOTAL CALLS	2736
WARNINGS	5	Assault	5	ANIMAL CONTROL CALLS	45
JUVENILE CITATIONS		Drug Violation	1	SPECIAL EVENT TOTALS	5
Speeding	1			ACCIDENTS	
Registration Violation				With Injury	10
Light Law Violation				Without Injury	35
Insurance Violation				Minor	72
TOTAL	1	TOTAL	6	TOTAL	117

* April 2nd Annual Awards presentation for the Crossville Police Department.

* April 9th Ptl. Jordan Winningham graduated from Blount County Sheriff's Office Training Academy Basic Police Academy Class.

* April 16th provided escort for Ms. Senior Tennessee Pageant.

* April 17th Crossville Police Department posted colors for the Ms. Senior Tennessee Pageant.

Crossville Fire Dept.

Crossville, TN

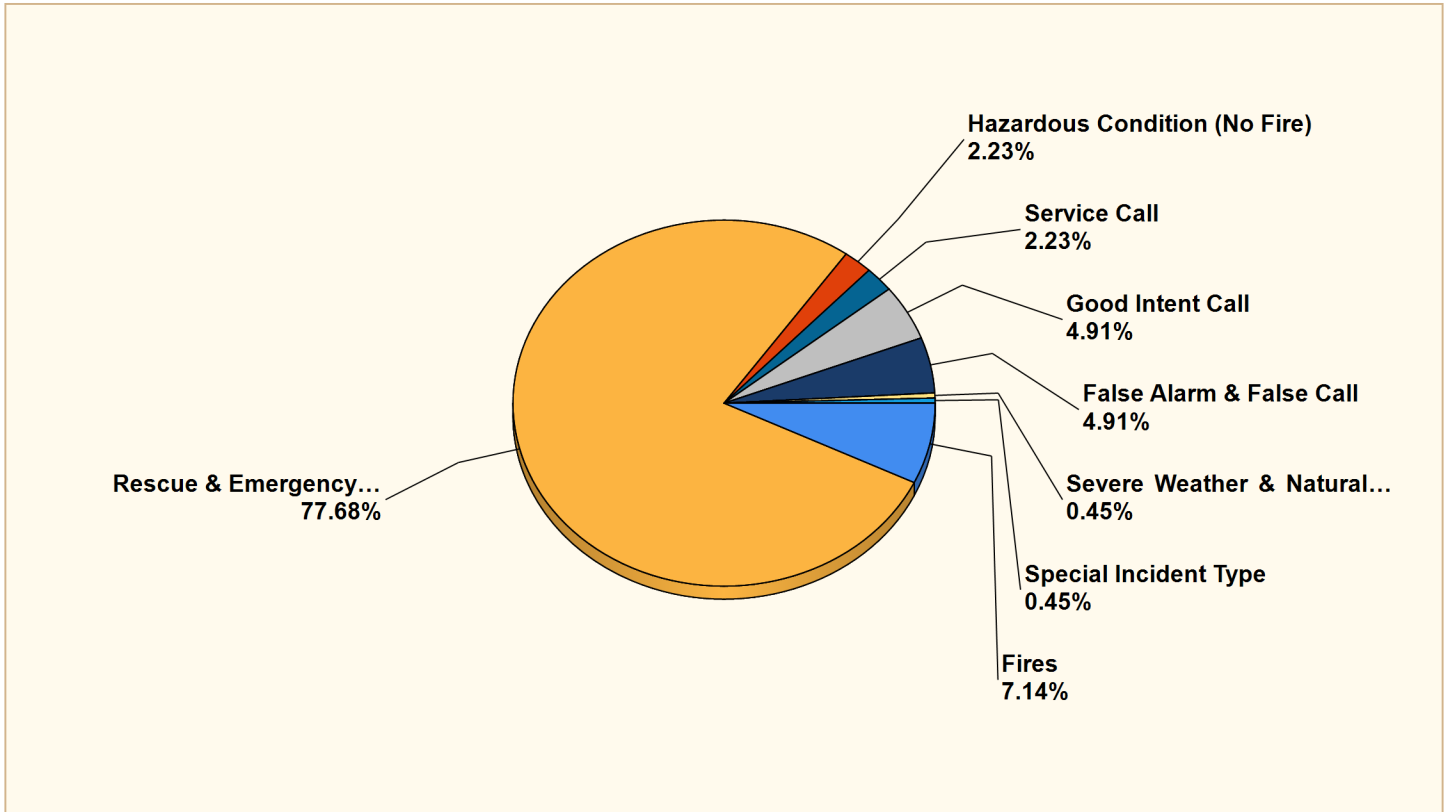
This report was generated on 5/4/2021 1:51:00 PM

CROSSVILLE



Breakdown by Major Incident Types for Date Range

Zone(s): All Zones | Start Date: 04/01/2021 | End Date: 04/30/2021



MAJOR INCIDENT TYPE	# INCIDENTS	% of TOTAL
Fires	16	7.14%
Rescue & Emergency Medical Service	174	77.68%
Hazardous Condition (No Fire)	5	2.23%
Service Call	5	2.23%
Good Intent Call	11	4.91%
False Alarm & False Call	11	4.91%
Severe Weather & Natural Disaster	1	0.45%
Special Incident Type	1	0.45%
TOTAL	224	100%

Only REVIEWED and/or LOCKED IMPORTED incidents are included. Summary results for a major incident type are not displayed if the count is zero.



Detailed Breakdown by Incident Type

INCIDENT TYPE	# INCIDENTS	% of TOTAL
111 - Building fire	4	1.79%
113 - Cooking fire, confined to container	4	1.79%
118 - Trash or rubbish fire, contained	2	0.89%
131 - Passenger vehicle fire	2	0.89%
141 - Forest, woods or wildland fire	2	0.89%
150 - Outside rubbish fire, other	1	0.45%
162 - Outside equipment fire	1	0.45%
311 - Medical assist, assist EMS crew	3	1.34%
321 - EMS call, excluding vehicle accident with injury	145	64.73%
322 - Motor vehicle accident with injuries	15	6.7%
323 - Motor vehicle/pedestrian accident (MV Ped)	1	0.45%
324 - Motor vehicle accident with no injuries.	10	4.46%
411 - Gasoline or other flammable liquid spill	1	0.45%
412 - Gas leak (natural gas or LPG)	1	0.45%
445 - Arcing, shorted electrical equipment	2	0.89%
480 - Attempted burning, illegal action, other	1	0.45%
551 - Assist police or other governmental agency	2	0.89%
553 - Public service	3	1.34%
611 - Dispatched & cancelled en route	5	2.23%
622 - No incident found on arrival at dispatch address	2	0.89%
631 - Authorized controlled burning	1	0.45%
651 - Smoke scare, odor of smoke	3	1.34%
711 - Municipal alarm system, malicious false alarm	2	0.89%
714 - Central station, malicious false alarm	1	0.45%
735 - Alarm system sounded due to malfunction	2	0.89%
736 - CO detector activation due to malfunction	2	0.89%
745 - Alarm system activation, no fire - unintentional	4	1.79%
800 - Severe weather or natural disaster, other	1	0.45%
911 - Citizen complaint	1	0.45%
TOTAL INCIDENTS:	224	100%

TOTAL OF BURN PERMITS ISSUED 299

Only REVIEWED and/or LOCKED IMPORTED incidents are included. Summary results for a major incident type are not displayed if the count is zero.



Crossville Fire Dept.

Crossville, TN

This report was generated on 5/4/2021 2:23:18 PM

CROSSVILLE



Incidents for Personnel for Date Range

Personnel: Fox, Mark A | Start Time: 00:00 | End Time: 23:00 | Incident Type(s): All Incident Types | Sort By: Incident Date | Station: All Stations | Start Date: 04/01/2021 | End Date: 04/30/2021

Fox, Mark A

INCIDENT DATE	INCIDENT #	ADDRESS	INCIDENT TYPE
04/06/2021	2021-0001317	80 Justice ST	111 - Building fire
04/08/2021	2021-0001352	839 GENESIS RD	322 - Motor vehicle accident with injuries
04/21/2021	2021-0001564	375 STANLEY ST	321 - EMS call, excluding vehicle accident with injury
04/23/2021	2021-0001594	488 DOOLEY ST	113 - Cooking fire, confined to container
04/26/2021	2021-0001640	3309 MILLER AVE AT DAYTON	322 - Motor vehicle accident with injuries
	2021-2101042	131 HAYES DR	311 - Medical assist, assist EMS crew
04/30/2021	2021-0001696	456 Wayne Ave AVE	445 - Arcing, shorted electrical equipment
04/04/2021	2021-2100968	Old Lantana Rd RD	551 - Assist police or other governmental agency
04/13/2021	2021-2101002	IRIS LN	631 - Authorized controlled burning
TOTAL CALLS: 9			

TOTAL CALLS FOR ALL PERSONNEL: 9

Only REVIEWED incidents included. The Start and End Time selectors represent the hours selected. Example: Selecting 07:00-13:00 will return calls that occurred between 07:00 and 13:59:59. They default to the entire day.



emergencyreporting.com

Doc Id: 500

Page # 1 of 1

Water Loss Report

	Consumption	Water loss - flushing	Water loss - leaks	Water loss-fire fighting	Total Internal Use	Unaccounted-for Water	Pumped Water	LOSS %
2018								
January	88,114,500	1,978,358	1,272,890	60,000	3,311,248	40,696,952	132,122,700	31%
February	92,164,600	5,904	3,749,588	65,000	3,820,492	9,054,908	105,040,000	9%
March	80,217,300	34,375	1,929,024	145,000	2,108,399	29,884,501	112,210,200	27%
April	80,489,000	86,729	1,233,996	2,000	1,322,425	26,231,575	108,043,000	24%
May	83,464,600	681,483	429,676		1,111,159	33,736,841	118,312,600	29%
June	93,994,400	152,880	2,693,928		2,846,808	16,951,792	113,793,000	15%
July	92,933,800	461,753	1,124,995		1,586,748	27,013,152	121,533,700	22%
August	94,724,300	47,115	11,949,329	2,000	11,998,444	23,857,600	118,581,900	20%
September	103,519,000	423,299	1,487,856	5,100	1,916,255	5,352,745	110,788,000	5%
October	87,432,600	541,673	2,244,551	2,600	2,788,824	23,625,476	113,846,900	21%
November	90,719,700	58,772	2,161,156		2,219,928	16,188,372	109,128,000	15%
December	85,827,100	141,659	2,230,374	4,500	2,376,533	26,819,267	115,022,900	15%
2019								
January	78,615,200	45,193	1,231,332		1,276,525	37,433,475	117,325,200	32%
February	83,850,700	120,407	3,630,186		3,750,593	25,387,707	112,989,000	22%
March	79,635,900	117,534	2,566,872		2,684,226	40,751,574	123,071,700	33%
April	84,372,600	240,891	2,674,092	7,100	2,922,083	31,045,317	118,340,000	26%
May	85,946,000	163,822	4,683,636	109,500	4,956,958	45,210,942	136,113,900	33%
June	96,622,200	98,995	7,626,119	30,000	7,755,114	17,662,086	122,039,400	14%
July	104,717,400	117,626	2,750,076	4,400	2,867,702	19,618,398	127,203,500	15%
August	101,985,200	263,684	4,797,924	20,100	5,081,708	22,690,792	129,757,700	17%
September	104,149,900	222,064	3,880,278	7,300	4,109,642	16,773,458	125,033,000	13%
October	107,018,600	460,042	9,481,866	4,600	9,946,508	10,778,662	127,743,770	8%
November	102,271,900	391,315	4,385,586	9,300	4,786,201	14,637,899	121,696,000	12%
December	96,686,300	5,058	2,837,604	950	2,843,612	25,236,088	124,766,000	20%
2020								
January	95,899,500	6,628	823,986	2,450	833,064	29,235,836	125,968,400	23%
February	90,749,900	551,076	604,800		1,155,876	32,725,224	124,631,000	26%
March	84,635,300	60,841	1,827,840	300	1,888,981	47,772,019	134,296,300	36%
April	92,557,600	133,183	2,583,380	11,800	2,728,363	32,148,037	127,434,000	25%
May	92,340,000	212,101	385,560	17,665	615,326	44,614,374	137,569,700	32%
June	85,846,200	74,274	10,704,500	25,100	10,803,874	68,372,926	165,023,000	41%
July	115,477,600	446,221	1,120,603	6,800	1,573,624	28,362,876	145,414,100	20%
August	109,086,400	513,221	1,932,348	2,500	2,448,069	28,871,931	140,406,400	21%
September	100,754,500	252,799	4,889,306	2,800	5,144,905	27,742,595	133,642,000	21%
October	103,217,700	443,299	2,383,288		2,826,587	27,526,313	133,570,600	21%
November	97,787,500	341,529	4,613,397	7,200	4,962,666	27,857,934	130,608,100	21%
December	103,603,600	2,701,131	11,389,734	4,900	14,095,765	12,724,235	130,423,600	10%
2021								
January	93,463,400	22,070	7,649,781	5,800	7,677,651	27,692,849	128,833,900	21%
February	94,206,800	78,088	2,356,689		2,434,777	20,589,923	117,231,500	18%
March	94,540,400	40,343	3,181,332	50,000	3,271,675	27,561,625	125,373,700	22%
April	86,949,700	133,423	1,802,149	9,000	1,944,572	25,838,128	114,732,400	23%
May								
June								
July								
August								
September								
October								
November								
December								
TOTAL:								
6 mos	570,551,400	3,316,584	30,993,082	76,900	34,387,106	142,264,694	747,203,200	19%
12 mos	1,177,273,800	5,258,499	52,408,687	131,765	57,799,491	367,755,709	1,602,829,000	23%

Utility Maintenance

Apr-21
Monthly Report

Locations: 227

Backflows Tested: 28

Grinder Pumps Sold: 1

Preliminary Inspections: 8

Final Inspections: 5

Replacement Pumps 1

Grinder Pumps Repairs 39

<u>Meter:</u>	Turn-Ons	39
	Turn-Offs	29
	Occupant Changes	73
	Reinstates	20
	Checks, Replacement, Repair	112
	Water Taps	7
	Main Line Leaks	1
	Service Repairs	20

Total Water Loss: 415,692.8 gals.

Sewer Taps 5

Sewer Line Repairs 3

Graves 5

<u>Pipe Installed</u>	117' of 3/4" copper
	14' of 1 1/2" copper
	43' of 4" PVC
	5' of 6" PVC
	3' of 1" copper
	2' of 8" PVC
	13' of 2" PVC

Monthly Summary

Replaced approximately 61 - 3/4", 4 - 1",
water meters due to meter or AMR malfunctioning
Read meters, Did service orders and customer complaints
Worked on and/or replaced malfunctioning meter ERTs - 47
Grinder pump preventative maintenance, 128 cleaned/checked
Tested 28 backflows devices
Disconnected water services at water main line due to theft at 1331 S. Old Mail Rd. and
2061 Taylors Chapel Rd.
Raised man-holes found by the contractor inspecting sewer lines at Holiday Plant, 4th &
West Ave. and Lantana Rd. & West Ave.
Moved water service at 1125 E. 1st St.
Yard repairs
Killed services around new Buc-ee's area - 1, 1" water service and 5 sewer services.
Fire hydrant testing & maintenance - painting, etc.
Made sewer tap to test for pressures on sewer force main at Dunbar Rd. & Big Horn Dr.
for Engineering
Police Impound - Repaired service line leak
Working on meter history update comparing field equipment with city account books
and checking for maintenance problems.

Water main leaks repaired:

221 TN Ave. - 6" AC

Water service leaks or repairs:

2041 Taylors Chapel Rd.
295 Genesis Rd.
160 Bent Tree Dr.
66 Deerfield Dr.
355 Highland Dr.
432 Rhodendron Cir.
2409 Sparta Hwy.
1418 Industrial Blvd.
1116 Hwy 70E
24 Capitol Dr.
518 Riverbend Dr.
452 Scarlett Dr.
148 Woody Ct.
383 Bent Tree DR.
1228 Highland Dr.
413 Bent Tree Dr.
851 Highland Ln.
788 Old Lantana Rd.
123 Maple St.
417 Turkey Oak Rd.

Water Taps:

120 Oakmont Ct.
36 Crossroads Dr.
166 Our Way Loop, Irrigation
726 Prentice St.
588 Holly Tree Dr.
2393 Taylors Chapel Rd.
19 Dayton Ave.

Sewer Taps

120 Oakmont Ct.
36 Crossroads Dr.
211 Wayne Ave.
588 Holly Tree Dr.
19 Dayton Ave.

Sewer Line Repairs:

319 Miller Ave.
1024 Cumberland View Dr.
76 E. Adams St.

Grinder pump finals

482 Holly Tree Dr.
42 Riverview Ct.
40 Capitol Dr.
24 Capitol Dr.
3 E. Fuller Dr.

Grave Services

Patricia Basone
Claude Eugene Ford
Charlotte Patten
Mickey Clindle Davis
Patsy Hinch Coyle

Next Months Forecast

Replace AMR meters & ERTs as needed
Do water & sewer taps & graves
Repair Grinder pumps & cleanings & maint. checks
Test Backflows
Re-work water lines and valves to prepare for the new Buc-ee's and TDOT project
on Industrial Blvd., Stout Dr., Sweeney Dr.
Hydrant testing and maintenance
Start annual meter testing
Maybe Start Phase 2 of Shoreline Dr. water line installation

2020-2021 Building Permits

	County	County	City	City	City & County	City & County	Land Disturbance	Plan Sign	Plan Review	Demo	House Moving	County Fees Paid	City Fees Paid
July	28	0	13	3	34	27	5	0	1		0	\$25,008.00	\$10,453.00
August	29	0	32	3	59	38	3	1	0		0	\$26,566.50	\$24,631.00
September	39	0	10	4	44	44	4	0	0		0	\$37,570.50	\$11,856.50
October	34	1	19	4	49	31	4	0	0		0	\$35,569.50	\$16,981.00
November	16	0	8	7	25	34	2	0	1		0	\$16,159.00	\$10,912.00
December	13	1	9	3	20	7	1	0	0		0	\$16,007.00	\$6,112.00
January	26	0	15	3	35	22	4	0	2		0	\$24,237.50	\$13,145.50
February	23	0	2	4	25	32	0	0	0		0	\$20,492.00	\$3,518.50
March	37	1	12	4	51	16	3	0	0		0	\$32,203.00	\$18,873.50
April	31	0	6	4	30	21	1	0	0	2	1	\$30,452.50	\$16,716.00
May													
June													
Total	276	3	126	39	372	272	27	1	4	2	1	\$264,265.50	\$133,199.00

Engineering Projects Report May 5, 2021

Project	Current Status	Dates
TDOT 127 South Utility Relocation	TDOT has contracted with Engineers to redesign the portion of the project containing the Homestead Triangle into a stand alone project in English units.	
TDOT 127 North Utility Relocation Section 1	This construction project was awarded to Jones Brothers, LLC February 23rd. The Contractor has started clearing and installing erosion control devices.	Target Completion Date June 30, 2025
TDOT 127 North Utility Relocation Section 4 (Fentress Cumberland County Line)	All final utility plans and information have been submitted to TDOT and we are awaiting construction.	Bid Letting June 18, 2021
TDOT 127 North Utility Relocation Section 2	The Engineer has begun the preliminary design and the City has received the signed contract with TDOT.	
TDOT 127 North Utility Relocation Section 3	The Engineer has begun the preliminary design and the City has received the signed contract with TDOT.	
Northwest Connector Phase 3	The project is advertised and has a bid letting date of May 7th.	Bid Letting May 7, 2021
Northwest Connector Phase 2	All appraisals work has been completed and the City's acquisition team has start contacting property owners.	Bid Letting 2023
Downtown Sidewalks	The grant has been extended. The Engineer has developed new easement documents and the documents are being reviewed.	
Old Lantana Road, County Seat and Southbend Waterline Replacement	The City has reviewed the plans and the Engineer is revising the plans. A construction start date will be established once the easements are acquired.	
Bridges for Trails at Meadow Park	The Street Department has completed the concrete work. The Engineering Department is working with MTNG on changing the bridge to a steel or aluminum bridge.	
Quail Hollow Court	The Exhibit "A" document required for the sale of the property will be updated when the Airport Layout Plan is updated during this year.	
Main Street and Lantana Traffic Signal Replacement	This project is ready to be bid and we are waiting to coordinate this project with the downtown sidewalk project.	
Fourth Street and West Avenue Traffic Signal Replacement	The Engineer is addressing the comments from the TDOT review. A utility coordination meeting is forthcoming. This project has low priorities because the City will not have STP funds to fund construction for three to five years.	
Meadow Park Water Filtration Plant Sewer Project	The Engineer has created the exhibits for the easements. The City is in the process of acquiring the easements.	Schedule will be forthcoming
Raw Water Study (Meadow Park Lake Expansion)	The gathering of data for the Archeological Study is complete and the Environmental Study initial data gathering is complete. The preliminary environmental documents have been forwarded to TDEC and the archeological document has been forwarded to the USACE.	
Airport Obstruction Removal	The appraisals have been completed and City Staff is contacting property owners with existing easements to determine the extent of removal of obstructions. The tree trimming contract is advertised for bids. City Crews continue to remove trees that property owners have requested be completely removed.	
Catoosa 127 North Water Tank	The tank is complete. Underground piping and site work are all that remain.	
Underwood Street Sidewalk	Acquisition documents have been turned over to the City Attorney so that City Staff can negotiate the acquisitions.	
Tulip Drive Sewer Installation	The plans are complete and the City is awaiting the payment of the fees.	
Airport ALP	The City has received a draft copy of the Exhibit A (Airport property and funding map).	
Meadow Park Water Filtration Master Meters	The City issued a "Notice to Proceed" and the "Construction Start Date" was set for March 1st. The contractor has not started construction.	Contract Completion August 28, 2021
Industrial Blvd and Highway 127 Intersection Waterline Rehab	Community Development Partners has requested more industry growth information and they are looking at other grant opportunities.	
Deer Creek Sewer	City staff and a member of the HOA are developing a solution.	
Tansi Sewer	The HOA's Engineer has almost completed their sewer plan. The City has hired the same engineer to design the City's portion of the work.	
TDOT SR 1 Highway 70 (Sparta Highway) Utility Relocation	The Engineer is developing the utility relocation plan.	Bid Letting December 10, 2021
TDOT SR 24 Highway 70 North Utility Relocation	The Engineer is developing the utility relocation plan and the contract for the engineering services is on the Council agenda for approval.	Bid Letting August 19, 2021
TDOT SR 282 Dunbar Culvert Replacements Utility Relocation	The culvert replacement project started April 12th. It has been determined that the City will not require relocation before the culverts are replaced but the sewer line requires monitoring while the construction is in progress. This project includes road closures and one lane signaled travel.	
CoLinx Fire Pump and Tank System	All upgrades have been completed except for the generator installation. When the upgrades have been completed the City will demolish the pump building and contract out the demolition of the tank.	
2021 CDBG	This project is on the Council agenda for bid award.	
Carson Lane Water Line Extension	This project is complete and will be removed from this list.	
Interstate Drive Water Tank (Cotton Patch) Repainting	City staff reviewed a draft set of the specifications. This project is out for bid.	
Private Developments		
The Gardens Phase 8 Plat 3	The Preliminary Plat has been approved by the Planning Commission. All utilities are approved and the Developer is currently constructing the road.	
The Gardens Phase 8 Plat 4	The Preliminary Plat has been approved by the Planning Commission. The Developer is in the process of having the utilities designed and phasing of the subdivision.	
Collins Place Subdivision	The Preliminary Plat has been approved by the Planning Commission. The Developer is in the process of having the utilities designed and phasing of the subdivision.	

CITY OF CROSSVILLE
BONDS and NOTES
(SCHEDULES ATTACHED)

	<u>PAY</u>	<u>INT</u>	3/31/2021 <u>LOAN</u>	<u>PRINCIPAL</u>	<u>INTEREST</u>	4/30/2021 <u>LOAN</u>
GENERAL FUND	<u>OUT</u>	<u>RATE</u>	<u>BALANCE</u>	<u>PAYMENT</u>	<u>PAYMENT</u>	<u>BALANCE</u>
E-911	2024	Variable	\$ 254,000	\$ 59,000	\$ 5,000	\$ 254,000
2020 Series A1 Bonds	2037	4.00%	\$ 4,065,000	\$ 100,000	\$ 50,727	\$ 4,065,000
2020 Series B Bonds	2028	4.27%	\$ 2,185,000	\$ 270,000	\$ 12,046	\$ 2,185,000
2020 Series A2 Bonds	2037	3.00%	\$ 1,235,000	\$ 70,000	\$ 15,112	\$ 1,235,000
			<u>\$ -</u>	<u>\$ -</u>	<u>\$ -</u>	<u>\$ -</u>
			<u>\$ 7,739,000</u>	<u>\$ 499,000</u>	<u>\$ 82,885</u>	<u>\$ 7,739,000</u>
 Water & Sewer Fund						
2020 Series C Bonds	2050	4.00%	\$ 30,755,000	\$ 850,000	\$ 399,623	\$ 30,755,000
Catoosa's Share			\$ (5,986,768)	\$ (165,461)	\$ (77,791)	\$ (5,986,768)
2020 Sries D Bonds	2027	4.19%	\$ 1,440,000	\$ 210,000	\$ 7,053	\$ 1,440,000
			<u>\$ 26,208,232</u>	<u>\$ 894,539</u>	<u>\$ 328,885</u>	<u>\$ 26,208,232</u>
 CATOOSA						
2020 Series C Bonds	2050	4.00%	\$ 5,986,768	\$ 165,461	\$ 77,791	\$ 5,986,768
			<u>\$ 5,986,768</u>	<u>\$ 165,461</u>	<u>\$ 77,791</u>	<u>\$ 5,986,768</u>
<u>TOTALS (WATER & SEWER FUND)</u>			<u>\$ 32,195,000</u>	<u>\$ 1,060,000</u>	<u>\$ 406,676</u>	<u>\$ 32,195,000</u>
					<u>TOTAL</u>	\$ 39,934,000

