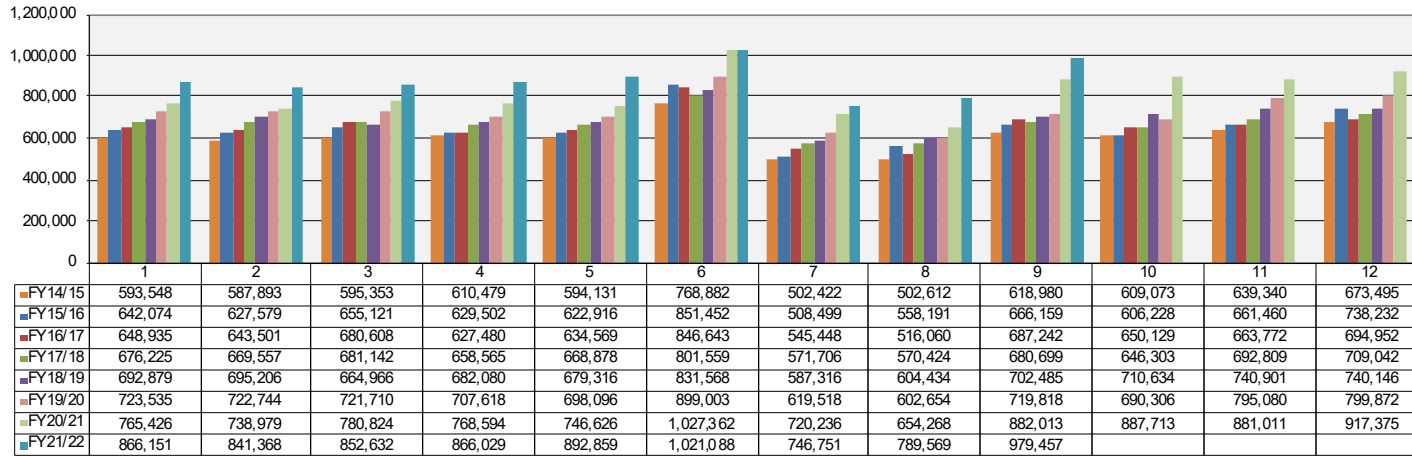
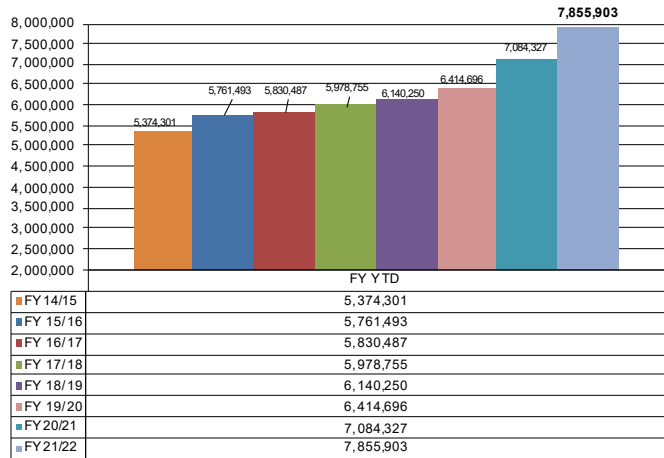


**Sales Tax**



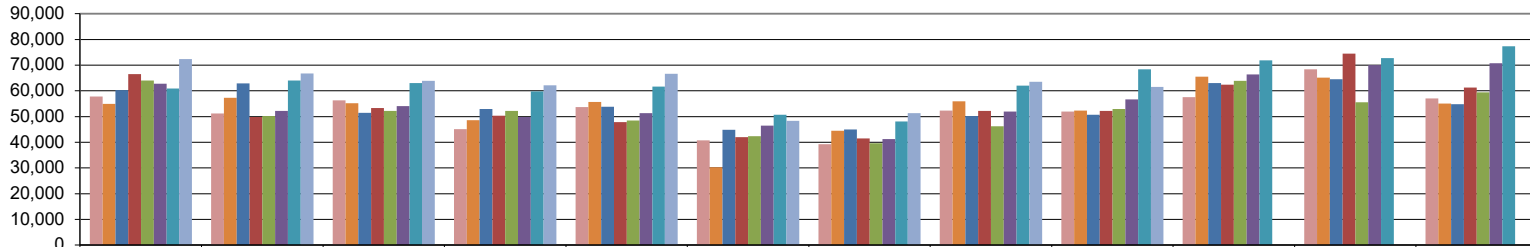
**Sales Tax Revenue Year-to-Date**



*COLLECTIONS IN THE CITY OF CROSSVILLE		\$	1,987,854.78
State of TN Cost of Administration	1.125%	\$	22,363.37
Net Collections (sent to Trustee's office)		\$	1,965,491.41
Local Option Out of State Distribution		\$	13,078.02
Trustee of Cumberland County	1%	\$	19,654.91
Net To Be Distributed		\$	1,958,914.52
CITY OF CROSSVILLE SPLIT			
Check to City of Crossville		\$	979,457.26
Check to Cumberland County Board of Education		\$	979,457.26

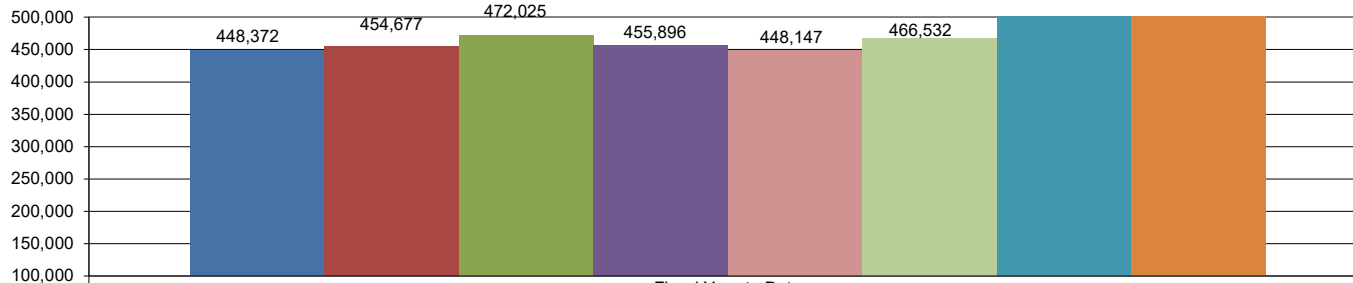
\*Totals reported in May but actually collected in March

### Wholesale Beer Tax



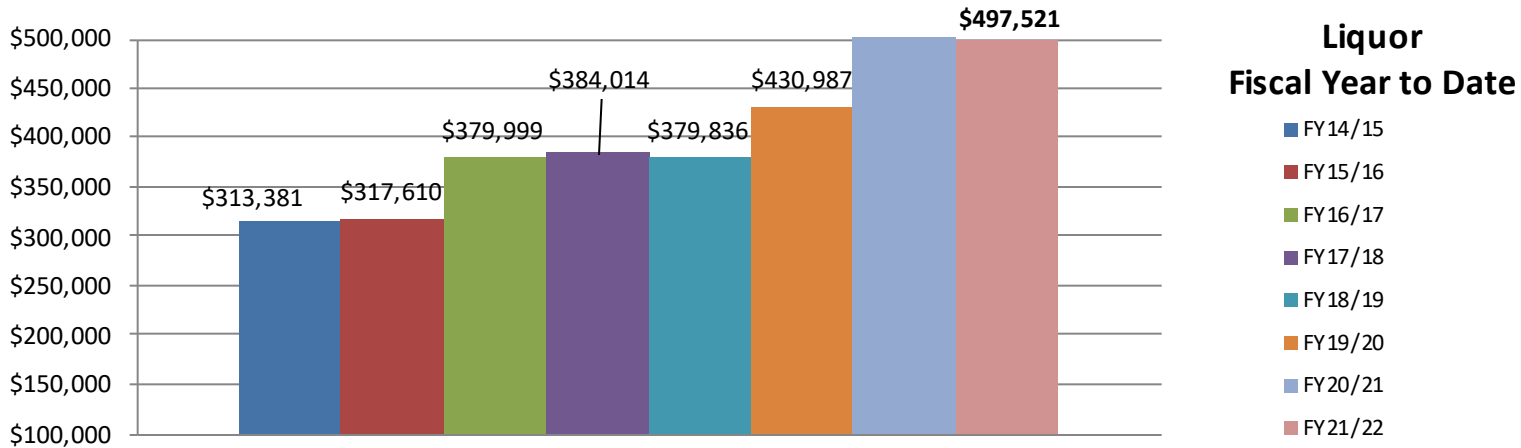
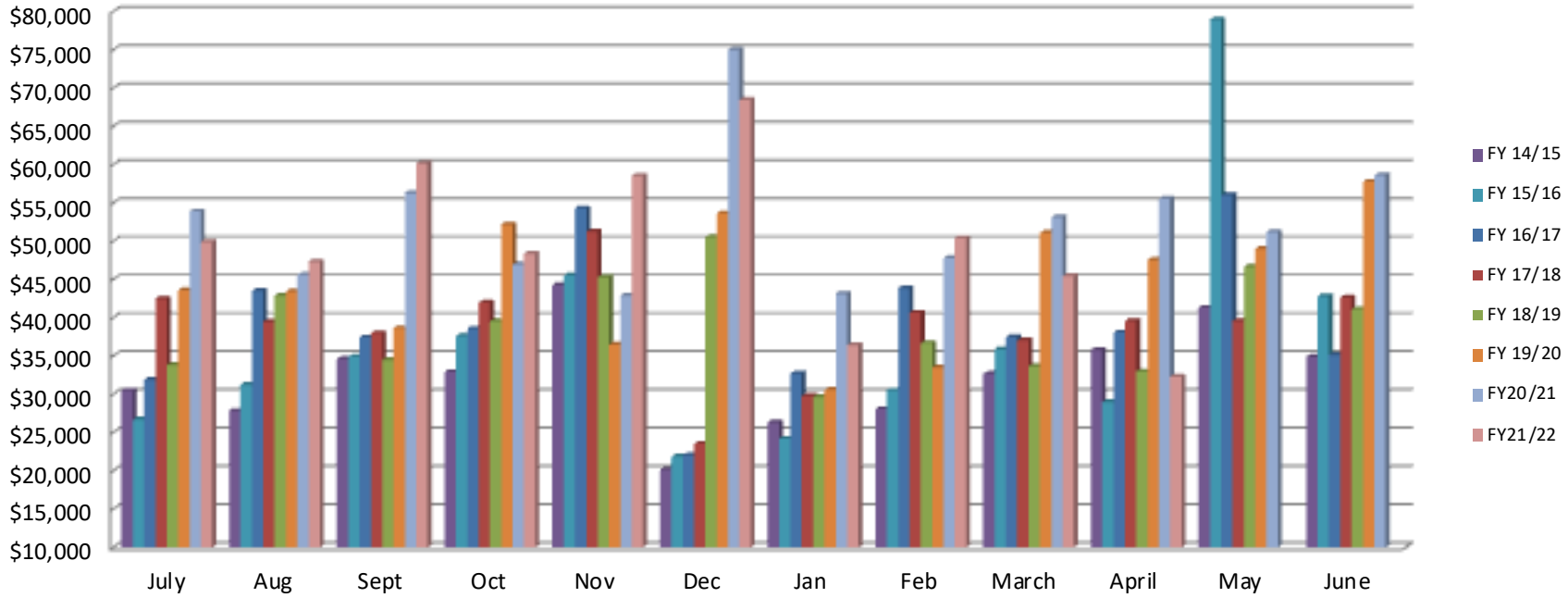
	1	2	3	4	5	6	7	8	9	10	11	12
FY14/15	57,800	51,195	56,278	45,133	53,740	40,764	39,308	52,266	51,887	57,530	68,355	57,009
FY15/16	54,939	57,328	55,181	48,596	55,690	30,239	44,517	55,910	52,279	65,528	65,097	55,042
FY16/17	60,282	62,877	51,474	52,906	53,833	44,802	44,940	50,184	50,728	63,011	64,565	54,849
FY17/18	66,488	49,858	53,345	50,387	47,876	41,990	41,453	52,248	52,251	62,422	74,463	61,278
FY18/19	64,053	50,161	52,165	52,199	48,430	42,358	39,651	46,167	52,963	63,881	55,577	59,418
FY19/20	62,827	52,249	54,046	49,788	51,283	46,487	41,202	51,919	56,731	66,366	69,966	70,772
FY20/21	60,878	64,066	63,062	59,813	61,609	50,680	48,047	61,971	68,311	71,864	72,778	77,377
FY21/22	72,388	66,750	63,848	62,103	66,678	48,360	51,276	63,478	61,509			

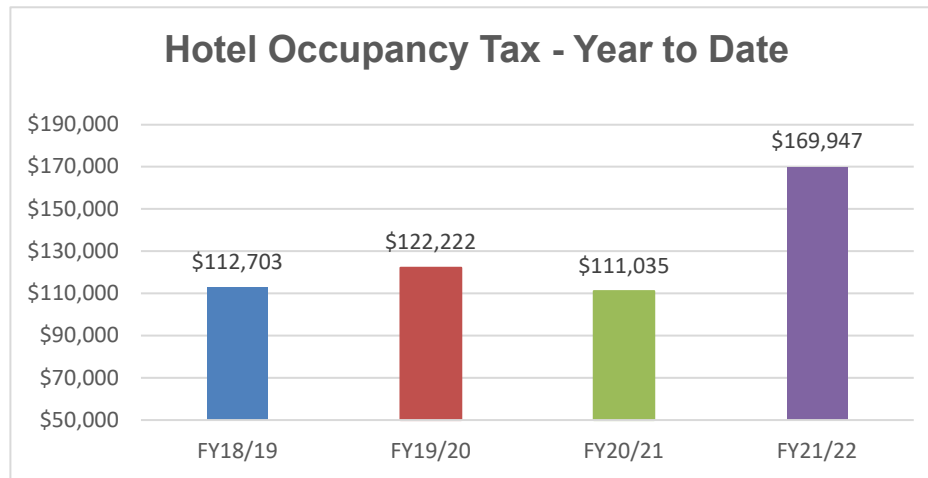
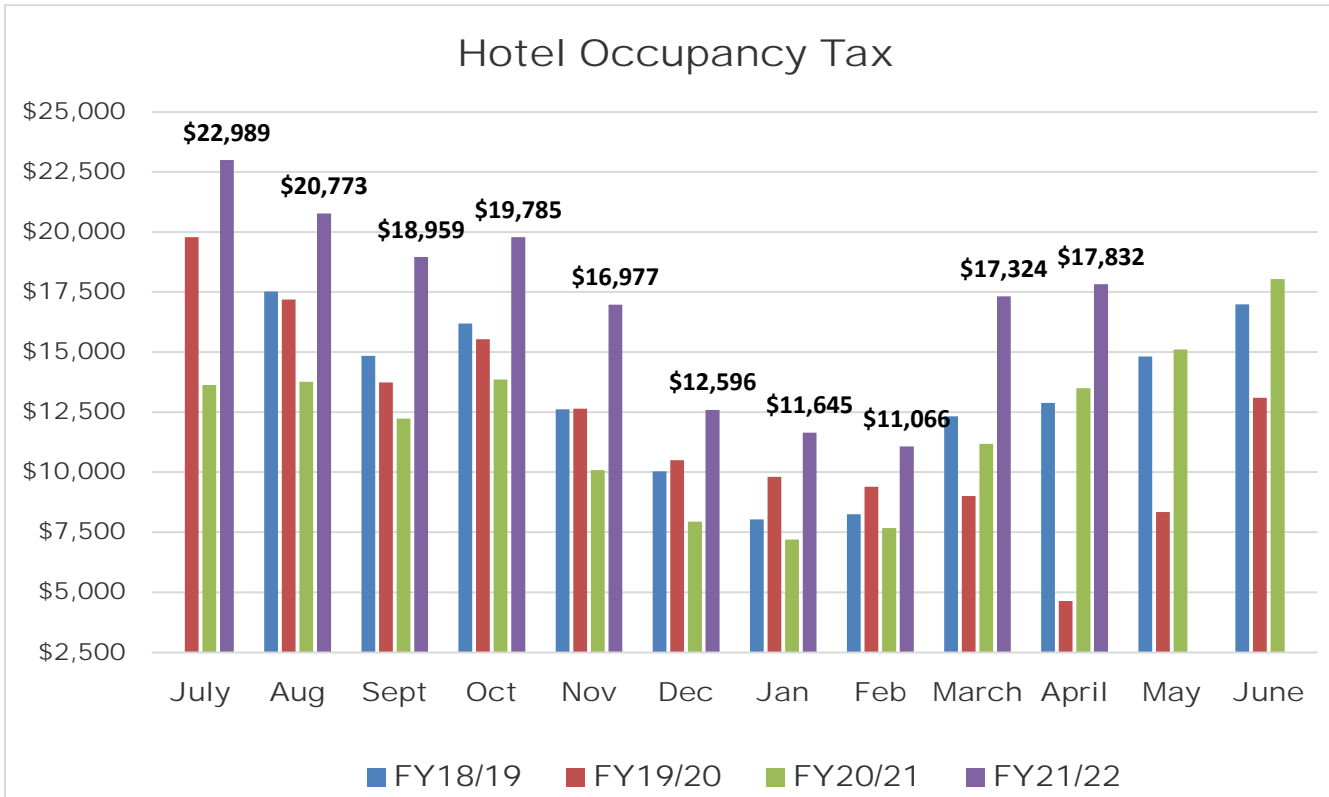
### Wholesale Beer Tax Revenue Year To Date



	Fiscal Year to Date
FY 14/15	448,372
FY 15/16	454,677
FY 16/17	472,025
FY 17/18	455,896
FY 18/19	448,147
FY 19/20	466,532
FY20/21	538,436
FY21/22	556,390

# Liquor Income





Monthly Stats  
May 2022

CITATIONS		OFFENSES		ARRESTS	
No DL	1	Burglary	5	Burglary	1
Speeding	8	Theft from Building	3	Fraud	1
Seat belt Violation	10	Theft from Vehicle	2	Theft from Building	1
Failure to Yield	1	Theft of Vehicle Parts	1	Theft All Other	1
Insurance Violation	14	Theft All Other	12	Counterfeit	1
Due Care	1	Fraud	4	Shoplifting	9
Texting While Driving	1	Assault	1	Assault	3
Registration Violation	13	Shoplifting	5	Domestic Assault	3
Light Law Violation	15	Domestic Assault	1	Viol. OP/Bond Conditions	2
Window Tint Violation		Drug Equipment	1	Drug Violation	13
		Lost property	2	Drug Equipment	10
		Death	2	Weapons Law Violation	2
		Vehicle Theft	5	Vandalism	3
		Vandalism	7	DUI	10
		Hit & Run	2	Viol. Implied Consent	2
		Computer Hacking	1	Disorderly Conduct	5
		Property Damage	1	Resisting/Evading Arrest	5
		Viol. of OP	1	DOR/DOS/No DL	12
		Identity theft	1	Public Intoxication	7
		Drug Violation	1	Criminal Trespass	5
		Recovery	2	Embezzlement	1
				Vehicle Theft	2
				Hit & Run	1
				Reckless Endangerment	4
				Warrant	35
				Hindering a Creditor	2
				Underage Consumption	8
<b>TOTAL</b>	<b>64</b>	<b>TOTAL</b>	<b>60</b>	<b>TOTAL</b>	<b>149</b>
<b>SPEED WARNINGS</b>	<b>11</b>	<b>JUVENILE ARRESTS</b>		<b>TOTAL CALLS</b>	<b>2415</b>
<b>WARNINGS</b>	<b>1</b>	Assault	5	<b>ANIMAL CONTROL CALLS</b>	<b>38</b>
<b>JUVENILE CITATIONS</b>		DOR/DOS/No DL	1	<b>ACCIDENTS</b>	
Seat belt Violation	1	Theft from Building	1	Fatality	0
		Assault on LEO	1	With Injury	14
		Vaping Violation	2	Without Injury	29
		Weapons Law Viol.	1	Minor	69
<b>TOTAL</b>	<b>1</b>	<b>TOTAL</b>	<b>11</b>	<b>TOTAL</b>	<b>112</b>

\* Participated in Hands Across the Border with the Tennessee Highway Safety Office in North Carolina on May 13th, Kentucky on May 19th, Alabama on May 20th and in Georgia on May 27th.

\* May 25th took the Seat Belt Convincer to Cedar Lake Camp in Livingston.

\* Provided traffic and crowd control for the Cruise In on May 28th.

\* Provided traffic and crown control for the Memorial Day event on Main Street on May 30th.

# Crossville Fire Dept.

Crossville, TN

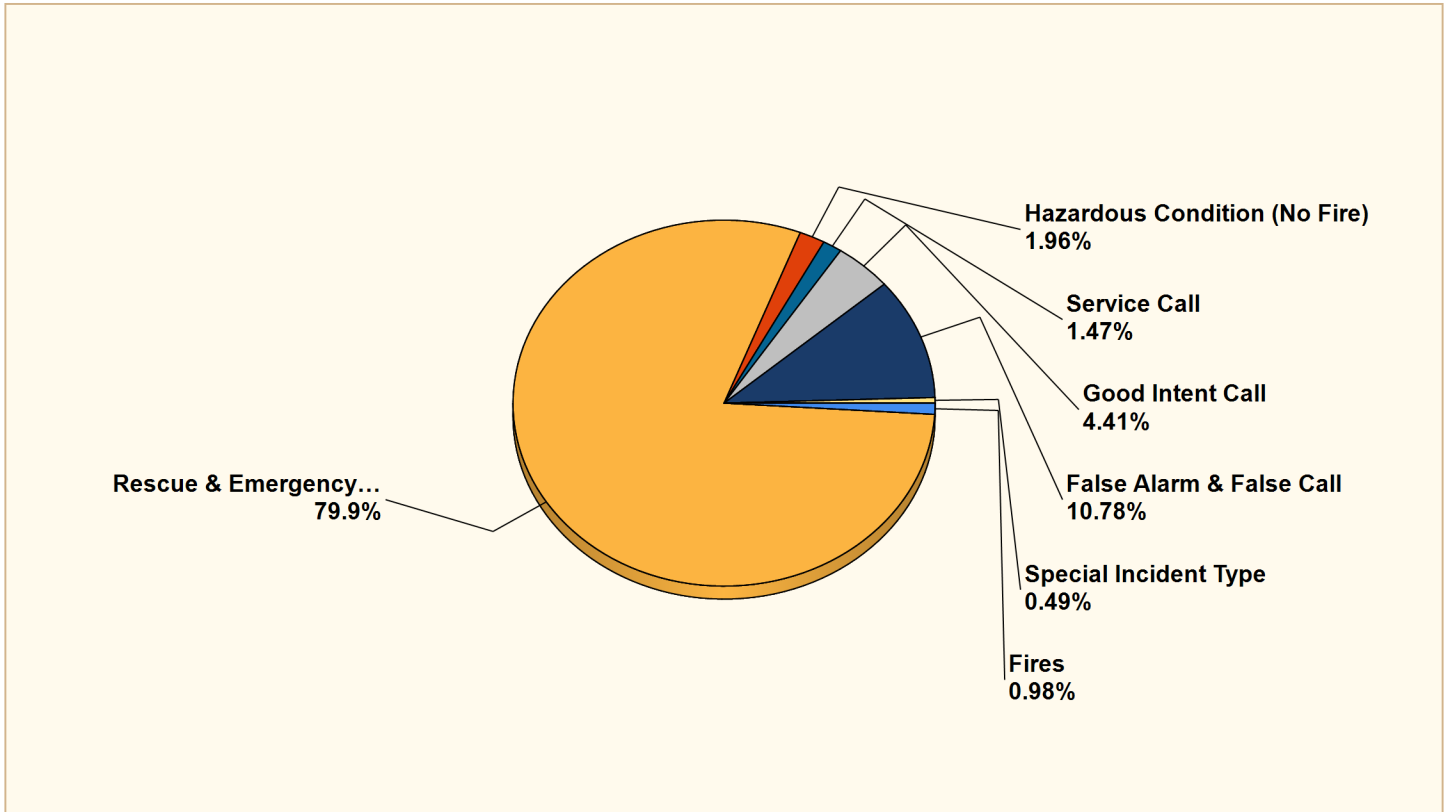
This report was generated on 6/1/2022 8:13:14 AM

CROSSVILLE



## Breakdown by Major Incident Types for Date Range

Zone(s): All Zones | Start Date: 05/01/2022 | End Date: 05/31/2022



MAJOR INCIDENT TYPE	# INCIDENTS	% of TOTAL
Fires	2	0.98%
Rescue & Emergency Medical Service	163	79.9%
Hazardous Condition (No Fire)	4	1.96%
Service Call	3	1.47%
Good Intent Call	9	4.41%
False Alarm & False Call	22	10.78%
Special Incident Type	1	0.49%
<b>TOTAL</b>	<b>204</b>	<b>100%</b>

Only REVIEWED and/or LOCKED IMPORTED incidents are included. Summary results for a major incident type are not displayed if the count is zero.



**Detailed Breakdown by Incident Type**

<b>INCIDENT TYPE</b>	<b># INCIDENTS</b>	<b>% of TOTAL</b>
118 - Trash or rubbish fire, contained	1	0.49%
130 - Mobile property (vehicle) fire, other	1	0.49%
300 - Rescue, EMS incident, other	1	0.49%
311 - Medical assist, assist EMS crew	3	1.47%
321 - EMS call, excluding vehicle accident with injury	134	65.69%
322 - Motor vehicle accident with injuries	20	9.8%
323 - Motor vehicle/pedestrian accident (MV Ped)	1	0.49%
324 - Motor vehicle accident with no injuries.	3	1.47%
350 - Extrication, rescue, other	1	0.49%
412 - Gas leak (natural gas or LPG)	1	0.49%
424 - Carbon monoxide incident	1	0.49%
444 - Power line down	1	0.49%
445 - Arcing, shorted electrical equipment	1	0.49%
520 - Water problem, other	1	0.49%
551 - Assist police or other governmental agency	2	0.98%
600 - Good intent call, other	2	0.98%
611 - Dispatched & cancelled en route	4	1.96%
631 - Authorized controlled burning	2	0.98%
651 - Smoke scare, odor of smoke	1	0.49%
700 - False alarm or false call, other	3	1.47%
710 - Malicious, mischievous false call, other	1	0.49%
733 - Smoke detector activation due to malfunction	1	0.49%
734 - Heat detector activation due to malfunction	1	0.49%
735 - Alarm system sounded due to malfunction	5	2.45%
736 - CO detector activation due to malfunction	1	0.49%
743 - Smoke detector activation, no fire - unintentional	3	1.47%
745 - Alarm system activation, no fire - unintentional	7	3.43%
900 - Special type of incident, other	1	0.49%
<b>TOTAL INCIDENTS:</b>	<b>204</b>	<b>100%</b>

Total of burn permits issued for May 2022  
215

*Jennifer Hall*

Only REVIEWED and/or LOCKED IMPORTED incidents are included. Summary results for a major incident type are not displayed if the count is zero.



## Water Loss Report

July	107,026,90	111,996	2,235,58	15,500	2,363,08	13,768,71	123,158,70	11%
August	103,218,00	671,32	3,817,17	120,300	4,608,79	17,637,70	125,464,50	14%
September	115,996,50	119,93	3,178,19	725	724,47	1,888,42	118,609,40	2%
October	104,282,50	56,05	3,100,90	3,100	3,160,06	9,959,13	117,401,70	8%
November	103,687,80	125,74	2,893,06	15,200	3,034,01	2,342,08	109,063,90	2%
December	99,522,10	170,21	2,088,45	21,150	2,279,81	5,623,86	107,425,80	5%
2022								
January	96,480,20	81,73	1,193,52	26,300	1,301,55	19,108,11	116,889,86	16%
February	85,713,30	90,18	6,599,65	18,800	6,708,64	8,226,75	100,648,70	8%
March	99,417,60	50,68	1,768,17	6,250	1,825,10	7,587,19	108,829,90	7%
April	91,940,10	532,44	1,085,49	29,850	1,647,78	14,340,71	107,928,60	13%
May	92,160,90	272,15	5,094,44	1,450	5,368,05	29,512,04	127,041,00	23%
June								
July								
August								
September								
October								
November								
December								
TOTAL:								
6 mos	565,234,200	1,197,423	17,829,738	103,800	19,130,961	84,398,686	668,763,867	13%
12 mos	1,211,679,000	2,754,019	37,343,570	261,825	37,785,038	138,279,309	1,387,743,367	10%



# Utility Maintenance

## May-22 Monthly Report

<b><u>Locations:</u></b>	592
--------------------------	-----

<b><u>Backflows Tested:</u></b>	20
---------------------------------	----

<b><u>Grinder Pumps Sold:</u></b>	3
-----------------------------------	---

<b><u>Preliminary Inspections:</u></b>	5
--	---

<b><u>Final Inspections:</u></b>	1
----------------------------------	---

<b><u>Replacement Pumps</u></b>	4
---------------------------------	---

<b><u>Grinder Pumps Repairs</u></b>	37
-------------------------------------	----

<b><u>Meter:</u></b>	Turn-Ons	19
	Turn-Offs	17
	Occupant Changes	49
	Reinstates	23
	Checks, Replacement, Repair	51
	Water Taps	9
	Main Line Leaks	6
	Service Repairs	4

<b><u>Total Water Loss:</u></b>	2,833,525.8 gals.
---------------------------------	-------------------

<b><u>Sewer Taps</u></b>	7
--------------------------	---

<b><u>Sewer Line Repairs</u></b>	6
----------------------------------	---

<b><u>Graves</u></b>	6
----------------------	---

<b><u>Pipe Installed</u></b>	102' of 3/4" copper
	154' of 6" PVC
	23' of 4" PVC
	40' of 10" PVC
	19' of 1" copper
	10' of 2" copper
	11' of 2" HDPE

### Monthly Summary

Replaced approximately 51 - 3/4" water meters due to meter or AMR malfunctioning

Read meters, Did service orders and customer complaints  
Worked on and/or replaced malfunctioning meter ERTs  
Grinder pump preventative maintenance, 80 cleaned/checked  
Repaired backflow at Meadow Park Lake bathhouse  
Relocated fireline for Vanity Fair Mall - 228 Interstate Dr. due to road project.  
Changed valves around on water system due to water plant problems at MPL plant  
Tested 20 backflows devices  
Repaired/Replaced valve boxes on Sweeney Dr.  
Yard & Road repairs due to leaks and line installs  
Hydrant repair/replacement at 1615 E. 1st St.  
Installed hydrant on Tabor Dr.  
Fire hydrant testing & maintenance - painting, etc.

**Water main leaks repaired:**

Dunn Ave. - 6" PVC  
481 Sawmill Rd. - 6" PVC  
Corner of Interstate Dr. & Dunn Ave. - 16" D.I.  
103 Airport Way - 4" PVC  
Highland St. - 6" AC  
Corner of Mimosa & Peter Pan - 6" PVC

**Water service leaks or repairs:**

1965 Lantana Rd.  
54 Towering Trail  
207 Livingston Rd.  
Lake Point Ct.

**Water Taps:**

3381 N. Main St. - 2" domestic  
3381 N. Main St. - 4" fireline  
3381 N. Main St. - 1" irrigation  
125 Cedar Ridge Ln. - irrigation  
481 Sawmill Rd.  
832 Forest Dr.  
407 Dayton Ave.  
403 Dayton Ave.  
124 Industrial Blvd.

**Sewer Taps**

3381 N. Main St.  
2787 Cook Rd.  
2757 Cook Rd.  
2747 Cook Rd.  
407 Dayton Ave.  
403 Dayton Ave.  
124 Industrial Blvd.

**Sewer Line Repairs:**

39 Lantana Rd.

5605 127N  
3381 N. Main St.  
28 Rock Quarry Rd.  
209 4th St. to North St.  
118 River Run

**Grinder pump finals**

543 Holly Tree Dr.

**Grave Services**

Christina Davenport  
Susan Lister  
Shirley Jean Whaley  
Ikilene Hargis  
Walcie Painter  
Martha Hill

**Next Months Forecast**

Replace AMR meters & ERTs as needed  
Do water & sewer taps & graves  
Repair Grinder pumps & cleanings & maint. checks  
Test Backflows  
Hydrant testing and/or maintenance  
Finish State Hwy bores for CUD  
Maybe start 6" water line at the Airport  
Bore Miller Ave. for a cross walk light at Martin Elem.

# Permits Break Down Report

	City & County Mechanical	City & County Plumbing	City Commercial	City Residential	County Commercial	County Residential	House Moving	Land Disturbance Permits	Not Defined	Total Permits	County Fees Paid	City Fees Paid	Total Fees Paid
July 2021	18	27	3	7	1	19	1	5	0	81	\$17,322.00	\$10,970.50	\$29,667.50
August 2021	36	47	1	13	1	37	0	7	0	142	\$42,170.50	\$8,966.00	\$51,136.50
September 2021	31	34	2	13	2	22	0	4	0	108	\$29,097.50	\$14,695.00	\$43,792.50
October 2021	14	35	0	4	0	30	0	3	0	86	\$31,729.00	\$4,401.50	\$36,130.50
November 2021	19	36	0	10	0	28	0	2	0	95	\$32,358.00	\$8,445.50	\$40,803.50
December 2021	38	67	1	5	1	62	0	7	0	181	\$72,614.50	\$7,681.00	\$80,295.50
January 2022	26	49	4	3	0	47	0	1	0	130	\$50,176.00	\$5,656.00	\$55,832.00
February 2022	22	23	2	14	0	11	0	3	0	75	\$13,290.00	\$9,831.00	\$23,946.00
March 2022	17	38	3	7	0	31	0	1	0	97	\$35,203.00	\$10,198.00	\$45,401.00
April 2022	36	37	2	6	2	32	0	2	2	119	\$35,512.00	\$7,983.00	\$44,612.00
May 2022	21	45	0	23	3	25	0	1	0	118	\$31,348.00	\$17,749.00	\$49,097.00
<b>Total</b>	<b>278</b>	<b>438</b>	<b>18</b>	<b>105</b>	<b>10</b>	<b>344</b>	<b>1</b>	<b>36</b>	<b>2</b>	<b>1232</b>	<b>\$390,820.50</b>	<b>\$106,576.50</b>	<b>\$500,714.00</b>

From 05/01/2022 to 06/01/2022

Fee name	Designation	Total Amount Of Fees Paid	Date Created	Date Completed	Permit Number
<b>Building Permit</b>	City Residential	937.00	12/27/2021	5/13/2022	<a href="#">2021-770</a>
	City Residential	280.00	03/30/2022	5/6/2022	<a href="#">2022-112</a>
	County Commercial	3184.00	04/06/2022	5/4/2022	<a href="#">2022-133</a>
	City Residential	352.00	04/07/2022	5/16/2022	<a href="#">2022-134</a>
	City Residential	352.00	04/07/2022	5/16/2022	<a href="#">2022-135</a>
	City Residential	352.00	04/07/2022	5/16/2022	<a href="#">2022-136</a>
	City Residential	352.00	04/07/2022	5/16/2022	<a href="#">2022-137</a>
	County Residential	1105.00	04/20/2022	5/9/2022	<a href="#">2022-157</a>
	City Residential	874.00	04/22/2022	5/2/2022	<a href="#">2022-160</a>

## Engineering Projects Report June 9, 2022

Project	Current Status	Dates
<b>TDOT 127 South Utility Relocation</b>	All plans have been turned in to TDOT and we are awaiting the bid letting.	Bid Letting June 17, 2022
<b>TDOT 127 North Utility Relocation Section 1</b>	The utilities for this project are 30% financially complete as of May 31. None of the Installed utilities have been tested.	Target Completion Date June 30, 2025
<b>TDOT 127 North Utility Relocation Section 4 (Fentress Cumberland County Line)</b>	The Contractor has submitted all submittals for materials.	Target Completion Date August 31, 2026
<b>TDOT 127 North Utility Relocation Section 2</b>	The Engineer has begun the preliminary design and the City has received the signed contract with TDOT.	Bid Letting December 12, 2023
<b>TDOT 127 North Utility Relocation Section 3</b>	The Engineer has begun the preliminary design and the City has received the signed contract with TDOT.	Bid Letting December 12, 2023
<b>Northwest Connector Phase 3</b>	The utilities for this project are 51% financially complete as of May 31st. The gravity sewer is active on the east end and the Contractor is currently testing the waterline from the east end to VF mall.	Total Completion Date July 21, 2023 Finish from Genesis To Stout May 31, 2022
<b>Northwest Connector Phase 2</b>	All appraisals work has been completed and the City is in the process of acquiring property.	Bid Letting 2023
<b>Downtown Sidewalks</b>	TDOT has requested the NEPA (National Environmental Policy Act) Document be updated. This process is a six month long process.	
<b>Old Lantana Road, County Seat and Southbend Waterline Replacement</b>	The City has reviewed the plans and the Engineer is revising the plans. A construction start date will be established once the easements are acquired.	
<b>Bridges for Trails at Meadow Park</b>	The Street Department has cut the concrete abutments for the gas line installation. Once the gas line is installed the City will bid the steel bridge. Estimated time for the gas line installation is now, late April.	
<b>Quail Hollow Court</b>	The Exhibit "A" document required for the sale of the property will be updated when the Airport Layout Plan is updated during this year.	
<b>Main Street and Lantana Traffic Signal Replacement</b>	This project is being advertised for bids.	
<b>Fourth Street and West Avenue Traffic Signal Replacement</b>	The City has received a draft set of ROW plans. A utility coordination meeting is forthcoming. This project has low priorities because the City will not have STP funds to fund construction for three to five years.	
<b>Meadow Park Water Filtration Plant Sewer Project</b>	The Engineer has created the exhibits for the easements. The City is in the process of acquiring the easements.	Schedule will be forthcoming
<b>Raw Water Study (Meadow Park Lake Expansion)</b>	The contracts are in the process of being executed.	
<b>Airport Obstruction Removal</b>	The engineering contract has been approved and we are awaiting the grant contract.	
<b>Underwood Street Sidewalk</b>	Acquisition documents have been turned over to the City Attorney so that City Staff can negotiate the acquisitions.	
<b>Tulip Drive Sewer Installation</b>	The plans are complete and the City is awaiting the payment of the fees.	
<b>Airport ALP</b>	The aircraft counter has been installed and the contract has been extended for one year.	
<b>Meadow Park Water Filtration Master Meters</b>	All construction is complete and we are waiting on the meter manufacture to set up a date for a technical start up of the meters.	Contract Completion August 28, 2021
<b>Industrial Blvd and Highway 127 Intersection Waterline Rehab</b>	This project will be advertised for bid next week. The City will use recovery monies for funding.	
<b>Deer Creek Sewer</b>	HOA of Deer Creek has renewed their sewer permit and they are discussing options for connecting to the City Sewer system.	
<b>TDOT SR 1 Highway 70 Bridge Replacement (Sparta Highway) Utility Relocation</b>	We are awaiting the bid letting. All plans and specifications have been delivered to TDOT.	Bid Letting May 13, 2022 <b>DELAYED</b>
<b>TDOT SR 24 Highway 70 North Bridge Replacement Utility Relocation</b>	The Engineer is developing the utility relocation plan. TDOT is working out clearance issues with TVA lines and this project's timeline will grow.	Bid Letting August 19, 2022
<b>CoLinx Fire Pump and Tank System</b>	All upgrades have been completed. Capping the line to the tank is all that remains in order to disconnect the tank and the pump. CoLinx has been paid the full approved amount.	
<b>Little Obed Pedestrian Bridge</b>	The CDBG grant application has been submitted. The City is moving forward with the bridge design utilizing the Three Star grant.	
<b>Meadow Park Water Filtration Transfer Pumps</b>	The Contractor has started the installation of the new pump.	
<b>Miller Avenue Crosswalk</b>	The Contractor has installed the pole foundations. The date for the pole installation has not been set. The signal controls will not be available until mid-August. The Street Department will be starting the sidewalk installation this month.	
<b>Airport PAPI Replacement</b>	All TDOT contracts have been executed and the Contractor is in the process of executing their contract.	
<b>High Mast Light Replacement on Peavine Interchange</b>	The City has delivered the signed contracts to the contractor and we are waiting on the completed contracts with insurance certificates.	
<b>Meadow Park Kayak Launch</b>	The award of the proposal is on the agenda for approval.	
<b>Site Construction for Airport Box Hangars</b>	The plans have been approved by TDEC and the Street Department will be starting the excavation work very soon.	
<b>Private Developments</b>		
<b>The Gardens Phase 8 Plat 3</b>	The Final Plat has been approved by the Planning Commission. All utilities have been approved. Paving, base stone and curbing are remaining items to be completed.	
<b>The Gardens Phase 8 Plat 4</b>	The Final Plat has been approved by the Planning Commission. All utilities have been approved. Work has not started on the road.	
<b>First Street Estate Subdivision</b>	The Owner has submitted a site plan for a housing complex and this subdivision will not move forward. This development will be removed from this list.	
<b>Sky View Meadow Subdivision Phase 2</b>	All utilities have been installed for phase 2 and 3 and the Developer is finishing punch list items on the road.	

## **Airport Committee Meeting Report from FBO: June 6, 2022**

April Fuel Flow: 13,978 gallons  
Avgas: 2850 gallons  
Jet A: 11,128 gallons

**May Fuel Flow: 9,073 gallons**  
**Avgas: 3,239 gallons**  
**Jet A: 5,834 gallons**

Last May Fuel Flow: 8,018 gallons  
Avgas: 3,844gallons  
Jet A: 4,174 gallons

Fuel sales were down from April but up 13% over May 2021. Even with record high fuel costs, Avgas sales continue to hold steady. Jet fuel sales vary depending on transient activity.

We flew 173.8 hours on the flight training aircraft in Crossville in May, which was slightly lower than April. Overall flight-training activity continues to remain strong at Crossville and our other locations. The simulator is now here and installed. The technicians from Redbird should have it fully operational this week. We will be renting the simulator with instructor for training and instrument proficiency checks for \$125 per hour.

We have delivered 5 Tecnam aircraft in an eight state area over the past three months. There are three deliveries scheduled for June. Sales are picking up with out Tecnam partner, Altisky. They have over 20 aircraft on order for this year to fill the demand in an eight state area surrounding Tennessee.

Fuel costs / prices are still at record highs with no signs of coming down. So far we are not feeling a slow down in fuel sales at any of our locations.

The airport crack sealing job was completed without too much disruption to local and transient traffic.

**CITY OF CROSSVILLE**  
**BONDS and NOTES**  
(SCHEDULES ATTACHED)

6 Months interest in December and May  
Principal payment in May

			5/31/2022	Due May			6/30/2022	
	<u>PAY</u>	<u>INT</u>	<u>LOAN</u>	<u>PRINCIPLE</u>	<u>INTEREST</u>	<u>LOAN</u>	<u>LOAN</u>	<u>BALANCE</u>
	<u>OUT</u>	<u>RATE</u>	<u>BALANCE</u>	<u>PAYMENT</u>	<u>PAYMENT</u>	<u>BALANCE</u>	<u>BALANCE</u>	
<b>GENERAL FUND</b>								
E-911		2024 Variable	\$ 130,000	\$ 63,000	\$ 5,800	\$ 130,000		
2020 Series A1 Bonds		2037 4.00%	\$ 3,905,000	\$ 60,000	\$ 50,727	\$ 3,905,000		
2020 Series B Bonds		2028 4.27%	\$ 1,650,000	\$ 265,000	\$ 12,046	\$ 1,650,000		
2020 Series A2 Bonds		2037 3.00%	\$ 1,105,000	\$ 60,000	\$ 15,112	\$ 1,105,000		
			<u>\$ -</u>	<u>\$ -</u>	<u>\$ -</u>	<u>\$ -</u>		
			<u>\$ 6,790,000</u>	<u>\$ 448,000</u>	<u>\$ 83,685</u>	<u>\$ 6,790,000</u>		
<b>Water &amp; Sewer Fund</b>								
2020 Series C Bonds		2050 4.00%	\$ 29,360,000	\$ 545,000	\$ 703,766	\$ 29,360,000		
Catoosa's Share			<u>\$ (5,715,236)</u>	<u>\$ (106,090)</u>	<u>\$ (136,995)</u>	<u>\$ (5,715,236)</u>		
			\$ 23,644,764	\$ 438,910	\$ 566,771	\$ 23,644,764		
2020 Sries D Bonds		2027 4.19%	\$ 1,030,000	\$ 200,000	\$ 12,140	\$ 1,030,000		
			<u>\$ 24,674,764</u>	<u>\$ 638,910</u>	<u>\$ 578,911</u>	<u>\$ 24,674,764</u>		
<b>CATOOSA</b>								
2020 Series C Bonds		2050 4.00%	\$ 5,715,236	\$ 106,090	\$ 136,995	\$ 5,715,236		
5/20/2021 RUD Plateau tank	40 yrs	2061 1.75%	\$ 874,479	\$ 15,544	\$ 15,428	\$ 873,173		monthly payment
4/11/2022 RUD Plateau tank	40	2061 1.5%	\$ 307,984	\$ 943	\$ 773	\$ 307,040		monthly payment
			<u>\$ 6,589,715</u>	<u>\$ 121,634</u>	<u>\$ 152,423</u>	<u>\$ 6,588,409</u>		
<b><u>TOTALS (WATER &amp; SEWER FUND)</u></b>			<b><u>\$ 31,264,479</u></b>	<b><u>\$ 760,544</u></b>	<b><u>\$ 731,334</u></b>	<b><u>\$ 31,263,173</u></b>		
					<u>TOTAL</u>	\$ 38,053,173		

**Water/Sewer Fund**

	<b>Grant</b>	<b>Local</b>	<b>Total</b>	<b>Money Spent</b>	<b>Money Received</b>	<b>To Be Received</b>
Catoosa water tank - Hwy. 127N	\$160,500.00	\$1,309,500.00	\$1,470,000.00	\$1,358,962.00	\$1,358,962.00	
Sewer Rehab	\$525,060.00	\$216,995.00	\$742,055.00	\$ 742,055.00	\$ 525,060.00	

**General Fund**

	<b>Grant</b>	<b>Local</b>	<b>Total</b>	<b>Money Spent</b>	<b>Money Received</b>	<b>To Be Received</b>
Bulletproof vests	\$36,781.44	\$36,781.44	\$73,562.88	\$63,932.12	\$36,793.78	
Alcohol Saturation-2019	\$25,000.00	\$0.00	\$25,000.00			
Drug Task Force Overtime	\$18,000.00	\$0.00	\$18,000.00			
Airport Maintenance 21-22	\$15,000.00	\$0.00	\$15,000.00	\$9,932.69	\$9,436.06	
Airport Layout Plan	\$190,000.00	\$10,000.00	\$200,000.00	\$28,492.59	\$ 19,601.36	
Airport Lighting Rehab	\$34,865.00	\$ 1,835.00	\$36,700.00	\$ 30,347.81	\$ 6,524.87	\$ 23,822.94
Downtown Sidewalks/Lights	\$1,299,651.36	\$324,912.84	\$1,624,564.20			
Northwest Connector 3	\$1,006,137.00	\$251,534.00	\$1,257,671.00	\$ 1,266,050.21	\$ 966,435.37	\$50,750.00
Northwest Connector 2	\$458,648.00	\$114,662.00	\$573,310.00	\$204,126.03	\$48,240.00	\$115,060.82
Three Star 21-23	\$50,000	\$ -	\$40,000			
Avigation Easements	\$49,295	\$ 1,805.00	\$51,100	\$35,750.00	\$35,750.00	
Obstruction Clearing Env. Assessment	\$29,600	\$ -	\$29,600			
Terminal Bldg. Design	\$ 18,900.00	\$ -	\$ 18,900.00		\$ -	
PE Partners Safety Grant	\$3,000.00	\$3,000.00	\$6,000.00	\$5,358.42	\$2,679.21	
ARPA	\$3,494,988.00	\$0.00	\$3,494,988.00	\$4,000.00	\$1,747,493.93	\$4,000.00