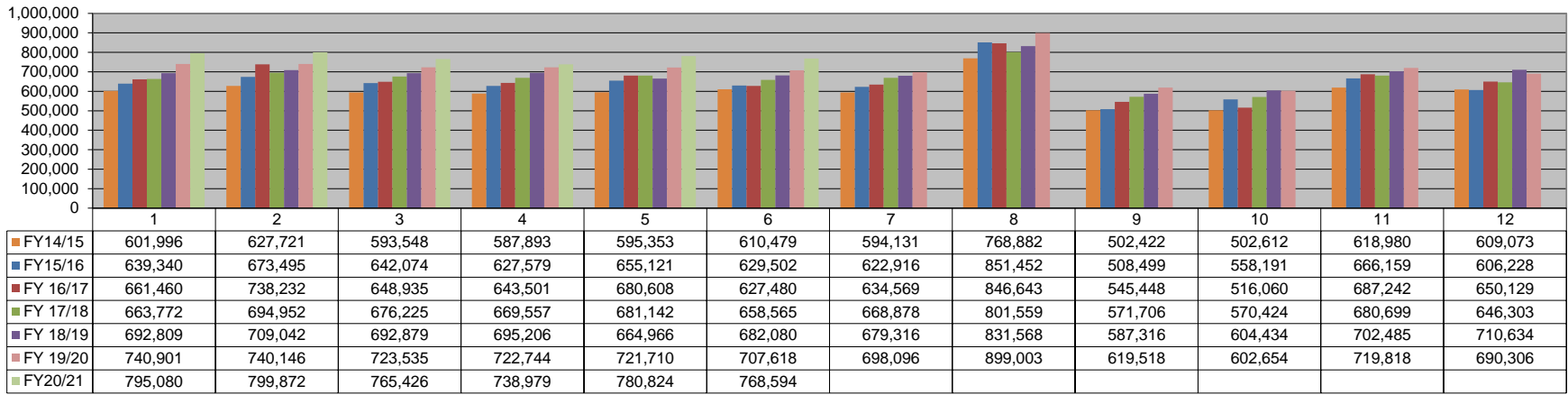
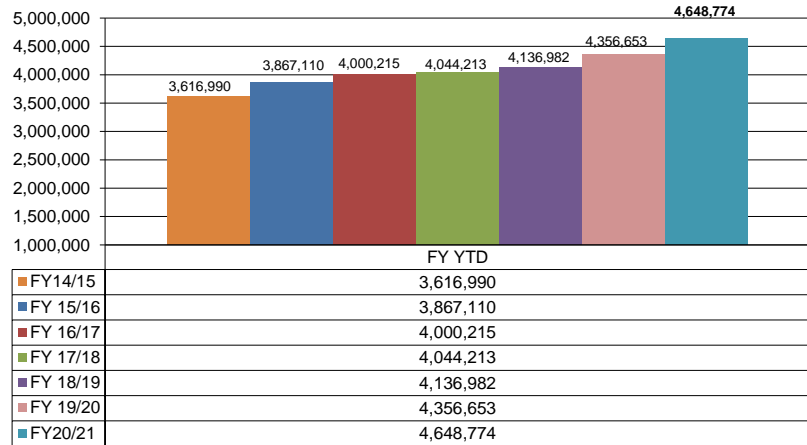


**Sales Tax**



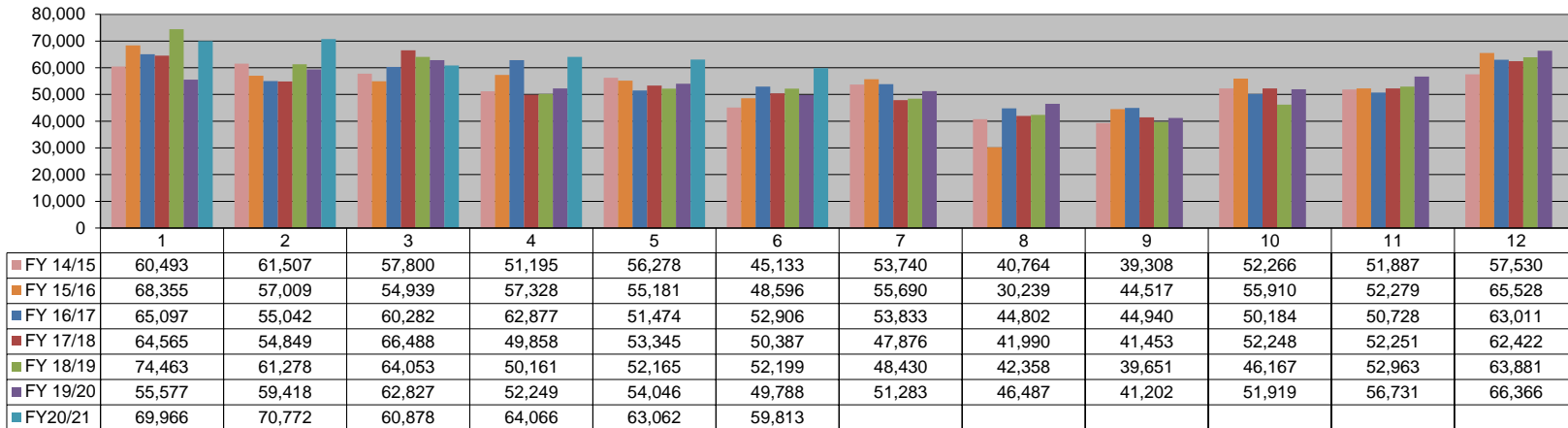
**Sales Tax Revenue Year-to-Date**



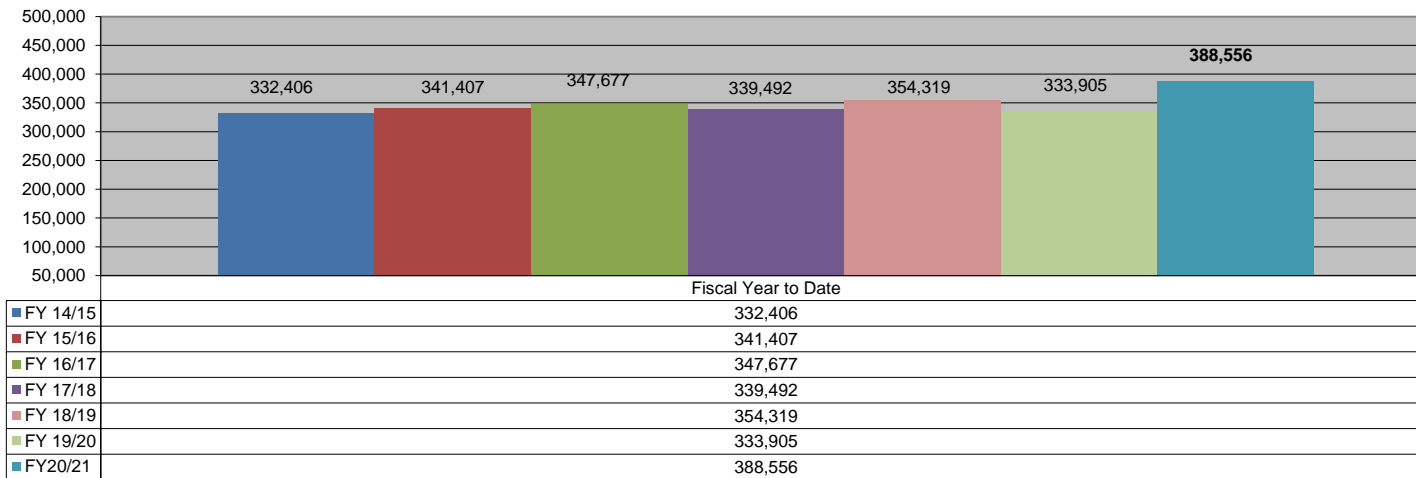
*COLLECTIONS IN THE CITY OF CROSSVILLE		\$	1,570,381.42
State of TN Cost of Administration	1.125%	\$	17,666.79
Net Collections (sent to Trustee's office)		\$	1,552,714.63
Trustee of Cumberland County	1%	\$	15,527.15
Net To Be Distributed		\$	1,537,187.48
CITY OF CROSSVILLE SPLIT			
Check to City of Crossville		\$	768,593.74
Check to Cumberland County Board of Education		\$	768,593.74

\*Totals reported in December, but actually collected in October

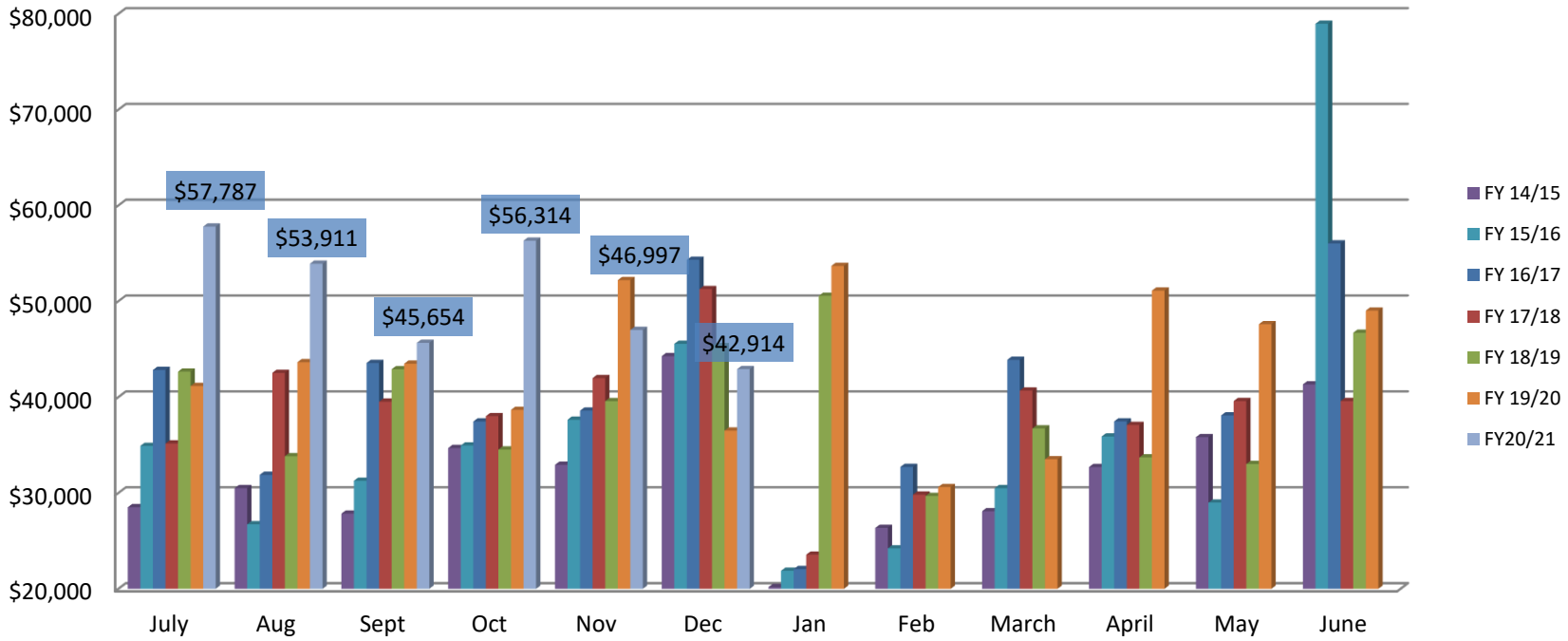
### Wholesale Beer Tax



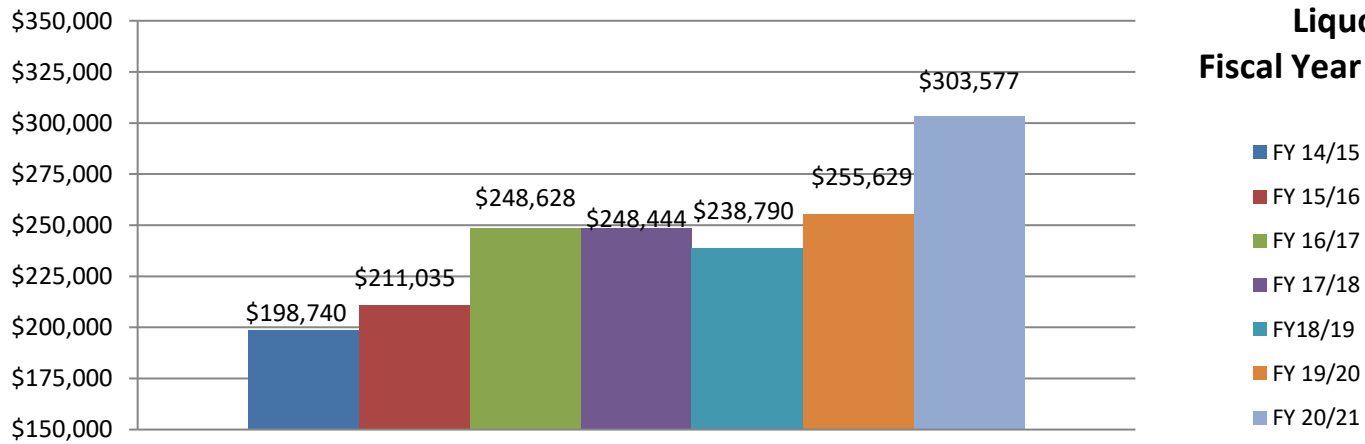
### Wholesale Beer Tax Revenue Year To Date



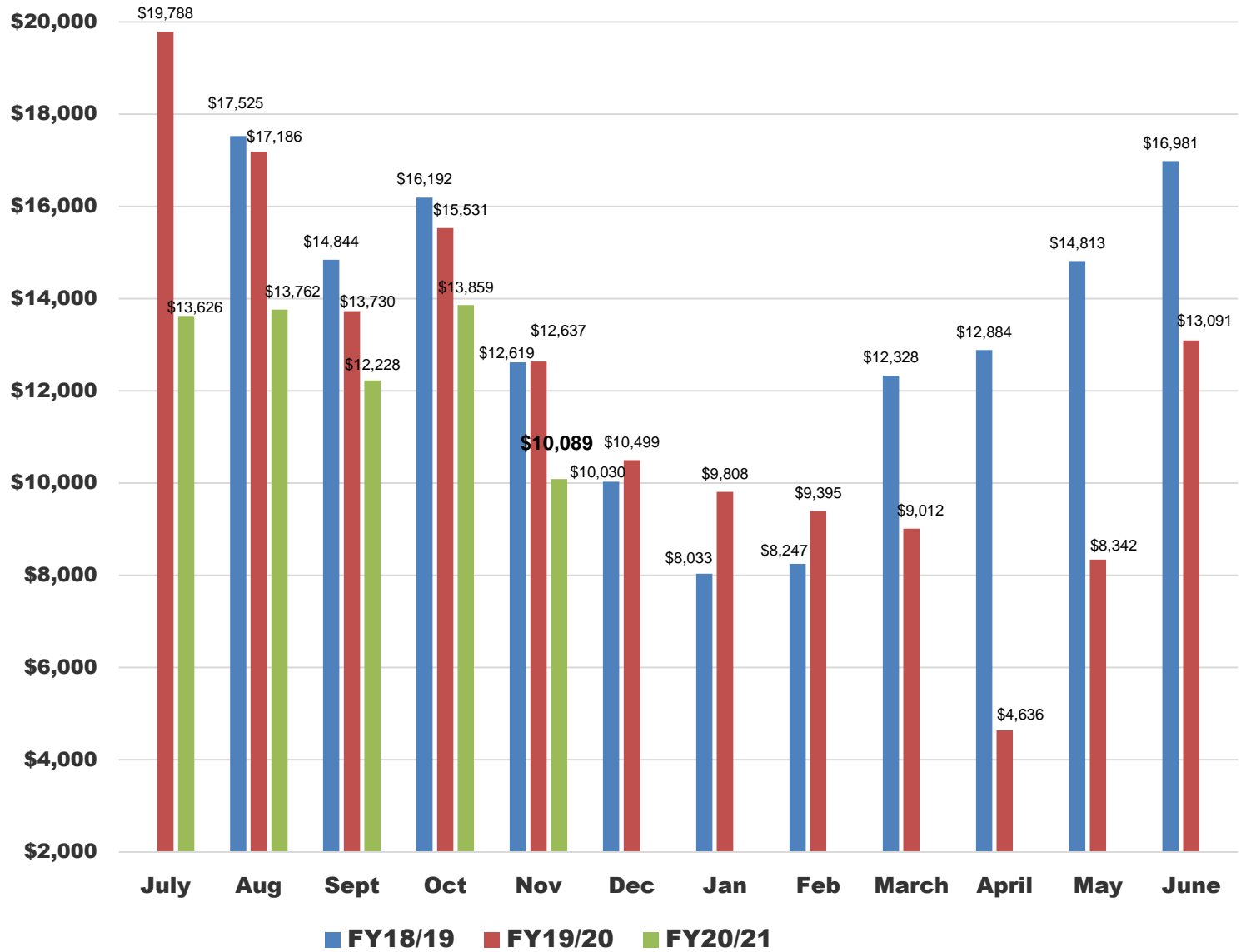
## Liquor Income



## Liquor Fiscal Year to Date



# Hotel Occupancy Tax





# CROSSVILLE POLICE DEPARTMENT

## STAT COMPARISONS

**DEC 2020 TOTAL CALLS - 2303**

**NOV - 2583 YEAR TO DATE - 46972**

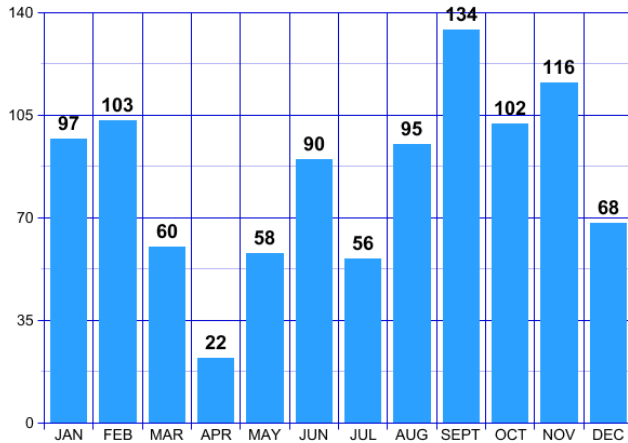
### SPECIAL EVENTS

HEALTH DEPT SECURITY

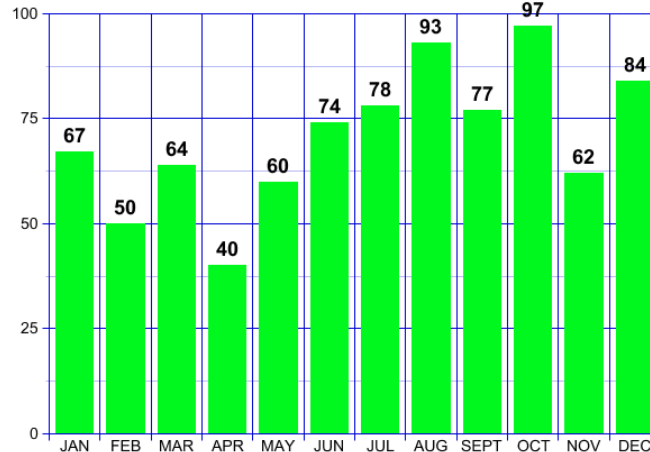
AMPHITEATER CONCERT

TOY HANDOUT IN HOUSING

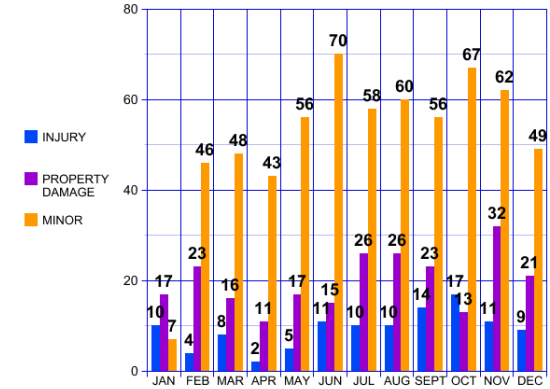
TOTAL MONTHLY CITATIONS



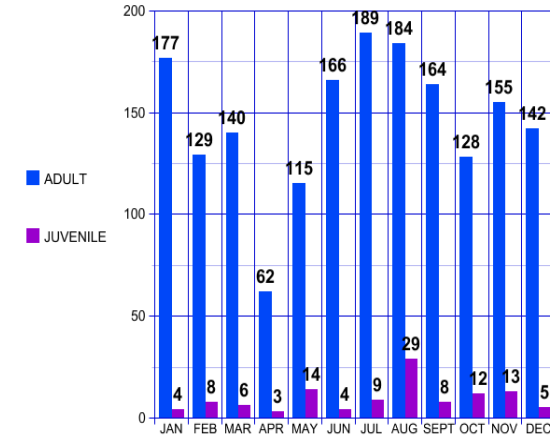
TOTAL MONTHLY OFFENSES



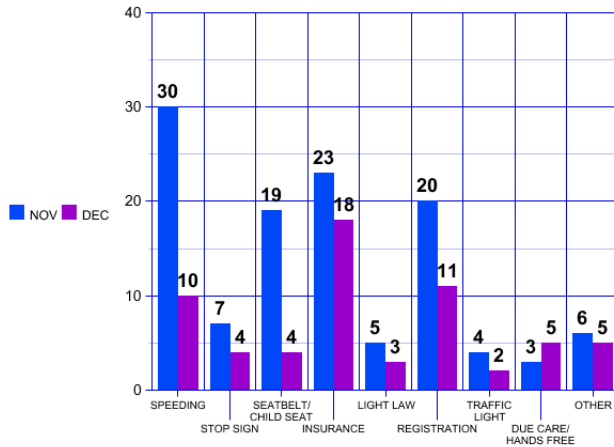
TOTAL MONTHLY ACCIDENTS



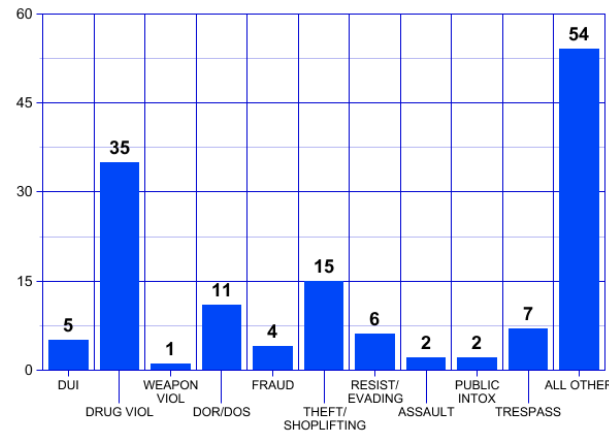
TOTAL MONTHLY ARREST



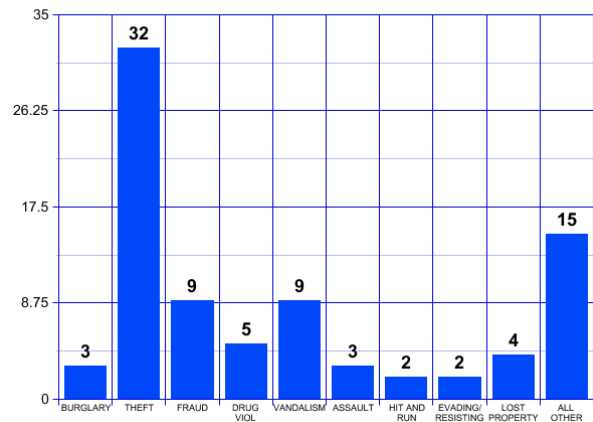
PREVIOUS MONTH CITATION COMPARISON



ARREST BY CATEGORY



OFFENSE BY CATEGORY



Monthly Stats  
December 2020

CITATIONS		OFFENSES		ARRESTS	
Ran Stop Sign	4	Burglary	3	Theft from Building	2
Speeding	10	Theft from Building	9	Theft from Vehicle	1
Failure to Yield	2	Theft of vehicle Parts	6	Fraud	4
Seat Belt Violation	4	Theft from Vehicle	6	Forgery	1
Registration Violation	11	Theft All Other	6	Shoplifting	11
Ran Traffic Light	2	Assault	3	Assault	1
Light Law Violation	3	Shoplifting	3	Domestic Assault	1
Window Tint Violation	1	Fraud	9	Viol. OP/Bond Conditions	4
Improper Use of Lane	1	Rape	1	Drug Violation	27
Insurance Violation	18	Forcible Fondling	1	Drug Equipment	8
Due Care	2	Embezzlement	1	Weapons Law Violation	1
No Driver's License	1	Lost Property	4	Vehicle Theft	1
Texting while Driving	3	Death	3	Vandalism	2
		Drug Violation	2	DUI	5
		Drug Equipment	3	Public Intoxication	2
		Vehicle Theft	2	Disorderly Conduct	1
		Runaway	1	Resisting/Evading Arrest	6
		Verbal Domestic	1	DOR/DOS/No DL	11
		Vandalism	9	Criminal Trespassing	7
		Hit & Run	2	Child Abuse	
		DOR/DOS/No DL	2	Criminal Impersonation	7
		Recovery	2	Warrant	39
		Property Damage	1		
		Resisting/Evading Arrest	2		
		Public Intoxication	1		
		Criminal Trespassing	1		
<b>TOTAL</b>	<b>62</b>	<b>TOTAL</b>	<b>84</b>	<b>TOTAL</b>	<b>142</b>
<b>SPEED WARNINGS</b>	<b>0</b>	<b>JUVENILE ARRESTS</b>		<b>TOTAL CALLS</b>	<b>2303</b>
<b>WARNINGS</b>	<b>0</b>	Runaway	1	<b>ANIMAL CONTROL CALLS</b>	<b>73</b>
<b>JUVENILE CITATIONS</b>		Shoplifting	1	<b>SPECIAL EVENT TOTALS</b>	<b>0</b>
Speeding	4	Assault	2	<b>ACCIDENTS</b>	
Registration Violation	1	No DL	1	With Injury	9
Insurance Violation	1			Without Injury	21
				Minor	49
<b>TOTAL</b>	<b>6</b>	<b>TOTAL</b>	<b>5</b>	<b>TOTAL</b>	<b>79</b>

\* During the entire month we assisted, when needed, at the Cumberland County Health Department with traffic control for COVID testing.

# Crossville Fire Dept.

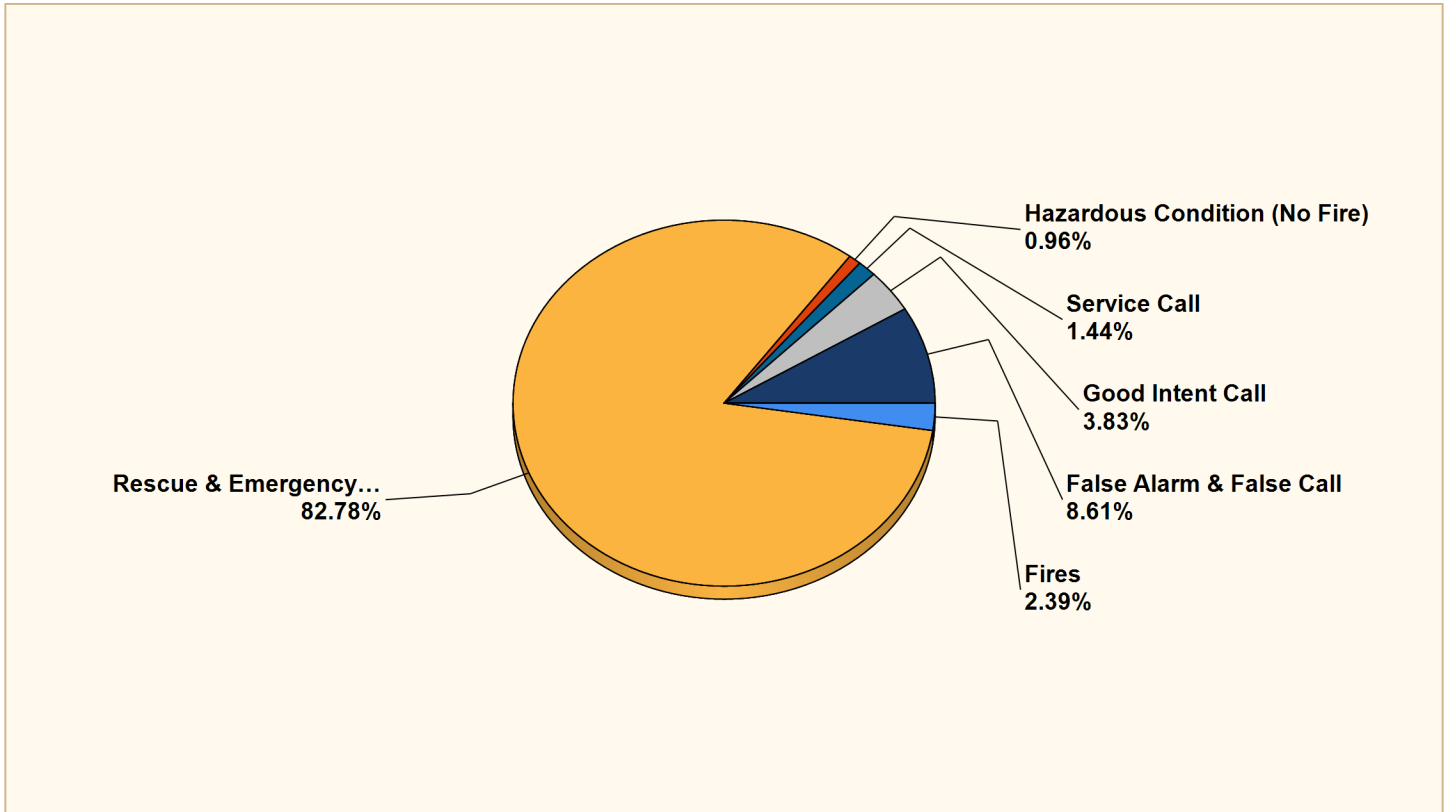
Crossville, TN

This report was generated on 1/6/2021 8:48:14 AM



## Breakdown by Major Incident Types for Date Range

Zone(s): All Zones | Start Date: 12/01/2020 | End Date: 12/31/2020



MAJOR INCIDENT TYPE	# INCIDENTS	% of TOTAL
Fires	5	2.39%
Rescue & Emergency Medical Service	173	82.78%
Hazardous Condition (No Fire)	2	0.96%
Service Call	3	1.44%
Good Intent Call	8	3.83%
False Alarm & False Call	18	8.61%
<b>TOTAL</b>	<b>209</b>	<b>100%</b>

**Issued 77 burn permits**

Only REVIEWED and/or LOCKED IMPORTED incidents are included. Summary results for a major incident type are not displayed if the count is zero.



### Detailed Breakdown by Incident Type

INCIDENT TYPE	# INCIDENTS	% of TOTAL
111 - Building fire	1	0.48%
118 - Trash or rubbish fire, contained	1	0.48%
131 - Passenger vehicle fire	2	0.96%
151 - Outside rubbish, trash or waste fire	1	0.48%
311 - Medical assist, assist EMS crew	1	0.48%
321 - EMS call, excluding vehicle accident with injury	153	73.21%
322 - Motor vehicle accident with injuries	14	6.7%
324 - Motor vehicle accident with no injuries.	5	2.39%
411 - Gasoline or other flammable liquid spill	1	0.48%
412 - Gas leak (natural gas or LPG)	1	0.48%
520 - Water problem, other	1	0.48%
551 - Assist police or other governmental agency	1	0.48%
561 - Unauthorized burning	1	0.48%
600 - Good intent call, other	1	0.48%
611 - Dispatched & cancelled en route	5	2.39%
651 - Smoke scare, odor of smoke	2	0.96%
700 - False alarm or false call, other	1	0.48%
730 - System malfunction, other	1	0.48%
735 - Alarm system sounded due to malfunction	1	0.48%
740 - Unintentional transmission of alarm, other	3	1.44%
741 - Sprinkler activation, no fire - unintentional	1	0.48%
743 - Smoke detector activation, no fire - unintentional	1	0.48%
745 - Alarm system activation, no fire - unintentional	9	4.31%
746 - Carbon monoxide detector activation, no CO	1	0.48%
<b>TOTAL INCIDENTS:</b>	<b>209</b>	<b>100%</b>

Only REVIEWED and/or LOCKED IMPORTED incidents are included. Summary results for a major incident type are not displayed if the count is zero.





# Crossville Fire Dept.

Crossville, TN

This report was generated on 1/6/2021 9:34:02 AM



## Events per Event Type for Date Range (Landscape)

Start Date: 12/01/2020 | End Date: 12/31/2020

EVENT TYPE	DATE	EVENT NAME	CATEGORY	LOCATION	HOURS	PARTICIPANTS
<b>Fire Inspection</b>						
	12/01/2020	Fire Inspection @ Shepard of the Hills	Fire Inspections	1461 Sparta Hwy	2	
<b>Total Hours for Fire Inspection:</b>					<b>2</b>	
<b>Fire Training</b>						
	12/01/2020	TRAINING DRILL	Training and Education	141 HENRY ST	4	
<b>Total Hours for Fire Training:</b>					<b>4</b>	

Only LOCKED events included.



emergencyreporting.com

Doc Id: 753

Page # 1 of 1

# Crossville Fire Dept.

Crossville, TN

This report was generated on 1/6/2021 8:50:09 AM



## Incidents for Personnel for Date Range

Personnel: Fox, Mark A | Start Time: 00:00 | End Time: 23:00 | Incident Type(s): All Incident Types | Sort By: Incident Date | Station: All Stations | Start Date: 12/01/2020 | End Date: 12/31/2020

### Fox, Mark A

INCIDENT DATE	INCIDENT #	ADDRESS	INCIDENT TYPE
12/28/2020	2020-0005105	135 INDUSTRIAL BLVD	111 - Building fire
12/29/2020	2020-0005113	421 S MAIN ST	745 - Alarm system activation, no fire - unintentional
12/06/2020	2020-12253	145 HIGHLAND SQ	118 - Trash or rubbish fire, contained
<b>TOTAL CALLS: 3</b>			

**TOTAL CALLS FOR ALL PERSONNEL: 3**

Only REVIEWED incidents included. The Start and End Time selectors represent the hours selected. Example: Selecting 07:00-13:00 will return calls that occurred between 07:00 and 13:59:59. They default to the entire day.



emergencyreporting.com

Doc Id: 500

Page # 1 of 1

## Water Loss Report

	<b>Consumption</b>	Water loss - flushing	Water loss - leaks	Water loss-fire fighting	<b>Total Internal Use</b>	<b>Unaccounted-for Water</b>	<b>Pumped Water</b>	<b>LOSS %</b>
<b>2018</b>								
January	88,114,500	1,978,358	1,272,890	60,000	3,311,248	40,696,952	132,122,700	31%
February	92,164,600	5,904	3,749,588	65,000	3,820,492	9,054,908	105,040,000	9%
March	80,217,300	34,375	1,929,024	145,000	2,108,399	29,884,501	112,210,200	27%
April	80,489,000	86,729	1,233,996	2,000	1,322,425	26,231,575	108,043,000	24%
May	83,464,600	681,483	429,676		1,111,159	33,736,841	118,312,600	29%
June	93,994,400	152,880	2,693,928		2,846,808	16,951,792	113,793,000	15%
July	92,933,800	461,753	1,124,995		1,586,748	27,013,152	121,533,700	22%
August	94,724,300	47,115	11,949,329	2,000	11,998,444	23,857,600	118,581,900	20%
September	103,519,000	423,299	1,487,856	5,100	1,916,255	5,352,745	110,788,000	5%
October	87,432,600	541,673	2,244,551	2,600	2,788,824	23,625,476	113,846,900	21%
November	90,719,700	58,772	2,161,156		2,219,928	16,188,372	109,128,000	15%
December	85,827,100	141,659	2,230,374	4,500	2,376,533	26,819,267	115,022,900	15%
<b>2019</b>								
January	78,615,200	45,193	1,231,332		1,276,525	37,433,475	117,325,200	32%
February	83,850,700	120,407	3,630,186		3,750,593	25,387,707	112,989,000	22%
March	79,635,900	117,534	2,566,872		2,684,226	40,751,574	123,071,700	33%
April	84,372,600	240,891	2,674,092	7,100	2,922,083	31,045,317	118,340,000	26%
May	85,946,000	163,822	4,683,636	109,500	4,956,958	45,210,942	136,113,900	33%
June	96,622,200	98,995	7,626,119	30,000	7,755,114	17,662,086	122,039,400	14%
July	104,717,400	117,626	2,750,076	4,400	2,867,702	19,618,398	127,203,500	15%
August	101,985,200	263,684	4,797,924	20,100	5,081,708	22,690,792	129,757,700	17%
September	104,149,900	222,064	3,880,278	7,300	4,109,642	16,773,458	125,033,000	13%
October	107,018,600	460,042	9,481,866	4,600	9,946,508	10,778,662	127,743,770	8%
November	102,271,900	391,315	4,385,586	9,300	4,786,201	14,637,899	121,696,000	12%
December	96,686,300	5,058	2,837,604	950	2,843,612	25,236,088	124,766,000	20%
<b>2020</b>								
January	95,899,500	6,628	823,986	2,450	833,064	29,235,836	125,968,400	23%
February	90,749,900	551,076	604,800		1,155,876	32,725,224	124,631,000	26%
March	84,635,300	60,841	1,827,840	300	1,888,981	47,772,019	134,296,300	36%
April	92,557,600	133,183	2,583,380	11,800	2,728,363	32,148,037	127,434,000	25%
May	92,340,000	212,101	385,560	17,665	615,326	44,614,374	137,569,700	32%
June	85,846,200	74,274	10,704,500	25,100	10,803,874	68,372,926	165,023,000	41%
July	115,477,600	446,221	1,120,603	6,800	1,573,624	28,362,876	145,414,100	20%
August	109,086,400	513,221	1,932,348	2,500	2,448,069	28,871,931	140,406,400	21%
September	100,754,500	252,799	4,889,306	2,800	5,144,905	27,742,595	133,642,000	21%
October	103,217,700	443,299	2,383,288		2,826,587	27,526,313	133,570,600	21%
November	97,787,500	341,529	4,613,397	7,200	4,962,666	27,857,934	130,608,100	21%
December	103,603,600	2,701,131	11,389,734	4,900	14,095,765	12,724,235	130,423,600	10%
<b>TOTAL:</b>								
6 mos	629,927,300	4,698,200	26,328,676	24,200	31,051,616	153,085,884	814,064,800	19%
12 mos	1,171,955,800	5,736,303	43,258,742	81,515	48,244,036	407,954,300	1,628,987,200	25%

## 2020-2021 Building Permits

	County	County	City	City	City & County	City & County	Land Disturbance	Plan	House	County Fees Paid	City Fees Paid	
	Residential	Commercial	Residential	Commmercial	Plumbing	Mechanical	Permits	Sign	Review	Moving		
July	28	0	13	3	34	27	5	0	1	0	\$25,008.00	\$10,453.00
August	29	0	32	3	59	38	3	1	0	0	\$26,566.50	\$24,631.00
September	39	0	10	4	44	44	4	0	0	0	\$37,570.50	\$11,856.50
October	34	1	19	4	49	31	4	0	0	0	\$35,569.50	\$16,981.00
November	16	0	8	7	25	34	2	0	1	0	\$16,159.00	\$10,912.00
December	13	1	9	3	20	7	1	0	0	0	\$16,007.00	\$6,112.00
January												
February												
March												
April												
May												
June												
<b>Total</b>	<b>159</b>	<b>2</b>	<b>91</b>	<b>24</b>	<b>231</b>	<b>181</b>	<b>19</b>	<b>1</b>	<b>2</b>	<b>0</b>	<b>\$156,880.50</b>	<b>\$80,945.50</b>

**Engineering Projects Report    January 6, 2021**

Project	Current Status	Dates
<b>TDOT 127 South Utility Relocation</b>	TDOT has contracted with Engineers to redesign the portion of the project containing the Homestead Triangle into a stand-alone project in English units.	
<b>TDOT 127 North Utility Relocation Section 1</b>	All final utility plans and information have been submitted to TDOT and we are awaiting construction.	TDOT Bid Letting February 5, 2021
<b>TDOT 127 North Utility Relocation Section 4 (Fentress/Cumberland County Line)</b>	All final utility plans and information have been submitted to TDOT and we are awaiting construction.	Bid Letting June 18, 2021
<b>TDOT 127 North Utility Relocation Section 2</b>	The Engineer has begun the preliminary design.	
<b>TDOT 127 North Utility Relocation Section 3</b>	The Engineer has begun the preliminary design.	
<b>Northwest Connector Phase 3</b>	The City Clerk is obtaining the signatures for the corrected acquisition documents. The bid letting has been moved to February 5th 2021.	Bid Letting February 2021
<b>Northwest Connector Phase 2</b>	The appraisals are finished and the review appraisals are currently in progress. No utility easements will be required.	Bid Letting 2023
<b>Downtown Sidewalks</b>	The plans have been submitted to TDOT for review. Many of the comments have been received from the different TDOT Departments.	Award Bid March 2021
<b>Old Lantana Road, County Seat and Southbend Waterline Replacement</b>	The City has reviewed the plans and the Engineer is revising the plans. A construction start date will be established once the easements are acquired.	
<b>Bridges for Trails at Meadow Park</b>	The Street Department has completed the concrete work. The Engineering Department will select the poles to utilize for the bridge in the coming months.	
<b>Quail Hollow Court</b>	The Exhibit "A" document required for the sale of the property will be updated when the Airport Layout Plan is updated during this year.	
<b>Main Street and Lantana Traffic Signal Replacement</b>	This project is very close to being bid. The TDOT Project Manager has requested approval for the construction funds.	
<b>Fourth Street and West Avenue Traffic Signal Replacement</b>	The Engineer is addressing the comments from the TDOT review. A utility coordination meeting is forthcoming. This project has low priorities because the City will not have STP funds to fund construction for three to five years.	
<b>Meadow Park Water Filtration Plant Sewer Project</b>	The Engineer has started developing easement documents for this project.	Schedule will be forthcoming
<b>Raw Water Study (Meadow Park Lake Expansion)</b>	The gathering of data for the Archeological Study is complete and the Environmental Study initial data gathering is complete. The Environmental Firms are in the process of documenting the initial findings. City staff is working to obtain a "Right of Entry" form from Sequatchie LLC so that the Environmental report can be submitted to TDEC.	
<b>Airport Obstruction Removal</b>	City Engineering Staff is working on easements for the tree topping portion of this project.	
<b>Catoosa 127 North Water Tank</b>	The foundations are complete.	
<b>Underwood Street Sidewalk</b>	Acquisition documents have been turned over to the City Attorney so that City Staff can negotiate the acquisitions.	
<b>Tulip Drive Sewer Installation</b>	The plans are complete and the City is awaiting the payment of the fees.	
<b>Airport ALP</b>	The City has received a draft copy of the Exhibit A (Airport property and funding map).	
<b>Meadow Park Water Filtration Master Meters</b>	The Contractor has returned the completed contract forms. A schedule will be forthcoming.	
<b>Industrial Blvd and Highway 127 Intersection Waterline Rehab</b>	Community Development Partners are finalizing the application for submission for a CARES grant and they are looking at other grant opportunities.	
<b>Miller Avenue Sewer Force main replacement</b>	The Miller Avenue road bore, testing and final tie-ins are all of the construction work that remains. This project should be at substantial completion this month with very little cleanup remaining.	
<b>Deer Creek Sewer</b>	City staff and a member of the HOA are developing a solution.	
<b>Tansi Sewer</b>	The HOA's Engineer has almost completed their sewer plan. The City has hired the same engineer to design the City's portion of the work.	
<b>Genesis North Sewer Pump Station</b>	The Contractor has completed the pump upgrades. Site cleanup and fence installation are all that remain.	
<b>TDOT SR 1 Highway 70 (Sparta Highway) Utility Relocation</b>	The Engineer is developing the utility relocation plan.	Bid Letting December 10, 2021
<b>TDOT SR 24 Highway 70 North Utility Relocation</b>	TDOT is developing the plans and the City has not been notified to start the utility relocation process. This project will have complete road closure.	
<b>TDOT SR 282 Dunbar Culvert Replacements Utility Relocation</b>	TDOT is developing plans to replace two culverts on Dunbar Road with large concrete box culverts. It has been determined that the City will not require relocation before the culverts are replaced but the sewer line will require monitoring while the construction is in progress.	
<b>CoLinx Fire Pump and Tank System</b>	The City started paying for the utilities for the tank and fire system in June. We believe that the fire system will be upgraded by December. When the upgrades have been completed the City will demolish the pump building and contract out the demolition of the tank.	
<b>2021 CDBG</b>	The Engineer has started reviewing past sewer inspection videos in the area of Waterview Drive and is coordinating a subcontractor in collecting videos of the Fourth Street to West Adams Street portion of the project.	
<b>Carson Lane Water Line Extension</b>	The fees have been paid and the plans have been approved by TDEC.	
<b>Private Developments</b>		
<b>The Gardens Phase 8 Plat 3</b>	The Preliminary Plat has been approved by the Planning Commission. The Developer is installing the underground conduit for the electrical. The water and sewer infrastructure and the road construction has not been started.	

