Milestone	Duration		Start	End
	Weeks	Days		
Start	**0**	**0**	**1/1/2022**	**1/1/2022**
Preliminary Planning	**11**	**77**	**1/1/2022**	**3/19/2022**
Production	*6*	*42*	*1/1/2022*	*2/12/2022*
Internal QC	*1*	*7*	*2/12/2022*	*2/19/2022*
Comment Resolution	*1*	*7*	*2/19/2022*	*2/26/2022*
Client/TDOT Review	*3*	*21*	*2/26/2022*	*3/19/2022*
Traffic Count Data Gathering	**67.5**	**473.5**	**3/19/2022**	**7/5/2023**
Grant Application	*10.5*	*74.5*	*3/19/2022*	*6/1/2022*
Traffic Data Gathering	*52*	*364*	*6/1/2022*	*5/31/2023*
Bi-Monthly Reporting	*0*	*0*	*-*	*-*
Forecast Update	*5*	*35*	*5/31/2023*	*7/5/2023*
30 Percent Review	**7**	**49**	**6/21/2023**	**8/9/2023**
Production	*1*	*7*	*6/21/2023*	*6/28/2023*
Internal QC	*1*	*7*	*6/28/2023*	*7/5/2023*
Comment Resolution	*1*	*7*	*7/5/2023*	*7/12/2023*
Client/TDOT Review	*3*	*21*	*7/12/2023*	*8/2/2023*
30% Review Meeting	*0*	*0*	*8/2/2023*	*8/2/2023*
Comment Resolution	*1*	*7*	*8/2/2023*	*8/9/2023*
Preferred Alternative Selection	**10**	**70**	**8/2/2023**	**10/11/2023**
Production	*4*	*28*	*8/2/2023*	*8/30/2023*
Internal QC	*1*	*7*	*8/30/2023*	*9/6/2023*
Comment Resolution	*1*	*7*	*9/6/2023*	*9/13/2023*
Client Review	*3*	*21*	*9/13/2023*	*10/4/2023*
Client Meeting	*0*	*0*	*10/4/2023*	*10/4/2023*
Comment Resolution	*1*	*7*	*10/4/2023*	*10/11/2023*
60 Percent Review	**10**	**70**	**10/4/2023**	**12/13/2023**
Production	*4*	*28*	*10/4/2023*	*11/1/2023*
Internal QC	*1*	*7*	*11/1/2023*	*11/8/2023*

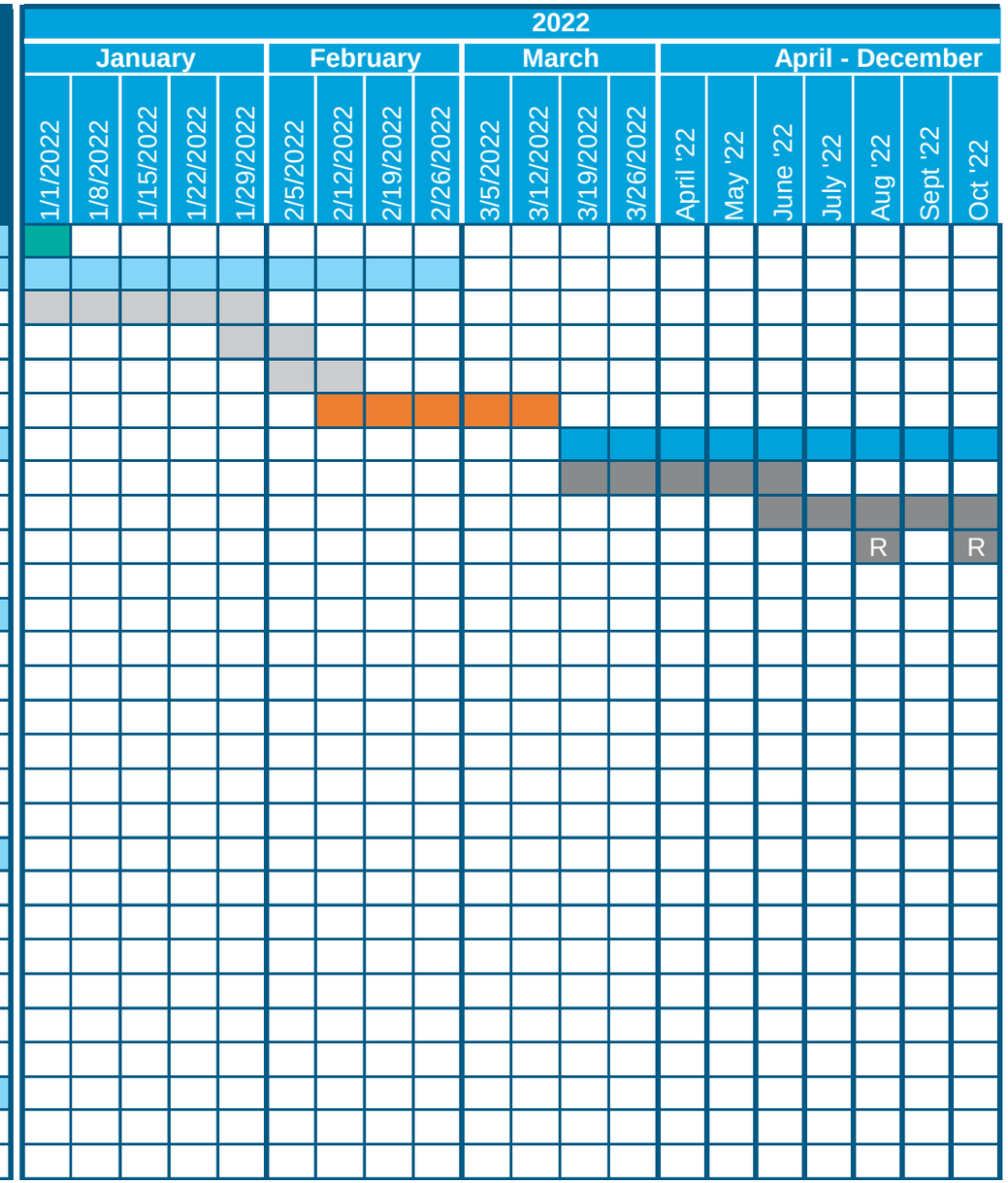

Comment Resolution	*1*	*7*	*11/8/2023*	*11/15/2023*
Client/TDOT Review	*3*	*21*	*11/15/2023*	*12/6/2023*
60% Review Meeting	*0*	*0*	*12/6/2023*	*12/6/2023*
Comment Resolution	*1*	*7*	*12/6/2023*	*12/13/2023*
90 Percent Review	**16**	***112***	***11/15/2023***	**3/6/2024**
Production	*8*	*56*	*11/15/2023*	*1/10/2024*
Internal QC	*1*	*7*	*1/10/2024*	*1/17/2024*
Comment Resolution	*1*	*7*	*1/17/2024*	*1/24/2024*
Client/TDOT Review	*3*	*21*	*1/24/2024*	*2/14/2024*
90% Review Meeting	*0*	*0*	*2/14/2024*	*2/14/2024*
Comment Resolution	*3*	*21*	*2/14/2024*	*3/6/2024*
Draft Final Deliverable Review	*2*	*14*	*3/6/2024*	*3/20/2024*
Total Production	**113.6429**	**795.5**	**1/1/2022**	**3/6/2024**
FAA Airspace Review	**13**	**91**	**3/20/2024**	**6/19/2024**
Comment Resolution	3	21	6/19/2024	7/10/2024
Final Submittal	**1**	**7**	**7/10/2024**	**7/17/2024**


2023
Jan - May
June
July
August
September
October
November
December
January
Nov '22
Dec '22
Jan '23
Feb '23
March '23
April '23
May '23
6/3/2023
6/10/2023
6/17/2023
6/24/2023
7/1/2023
7/8/2023
7/15/2023
7/22/2023
7/29/2023
8/5/2023
8/12/2023
8/19/2023
8/26/2023
9/2/2023
9/9/2023
9/16/2023
9/23/2023
9/30/2023
10/7/2023
10/14/2023
10/21/2023
10/28/2023
11/4/2023
11/11/2023
11/18/2023
11/25/2023
12/2/2023
12/9/2023
12/16/2023
12/23/2023
12/30/2023
1/6/2024
1/13/2024
1/20/2024
1/27/2024
2/3/2024
R
R
R
R
RE

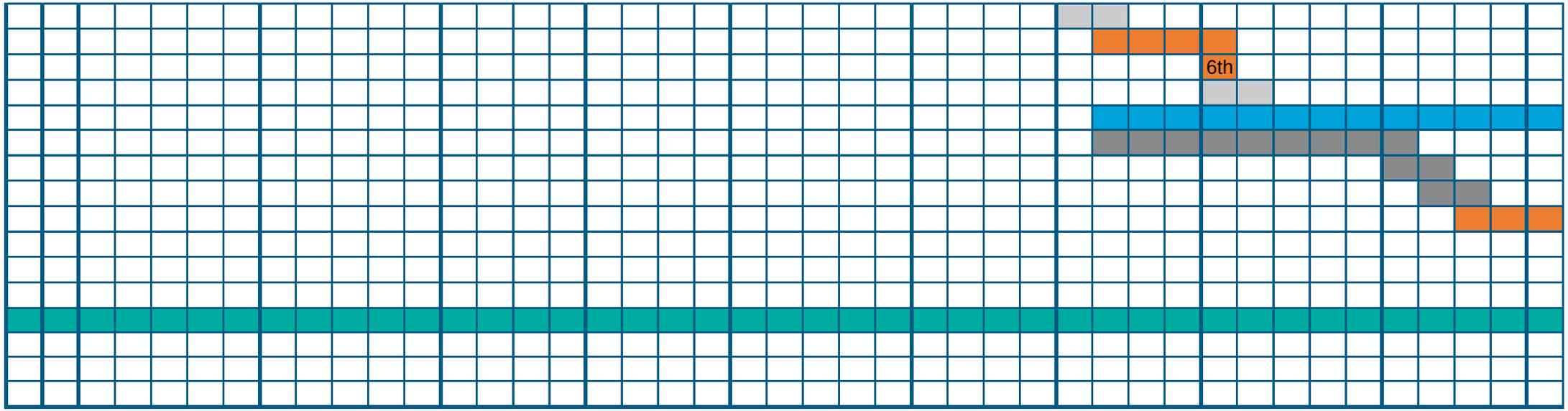
6th
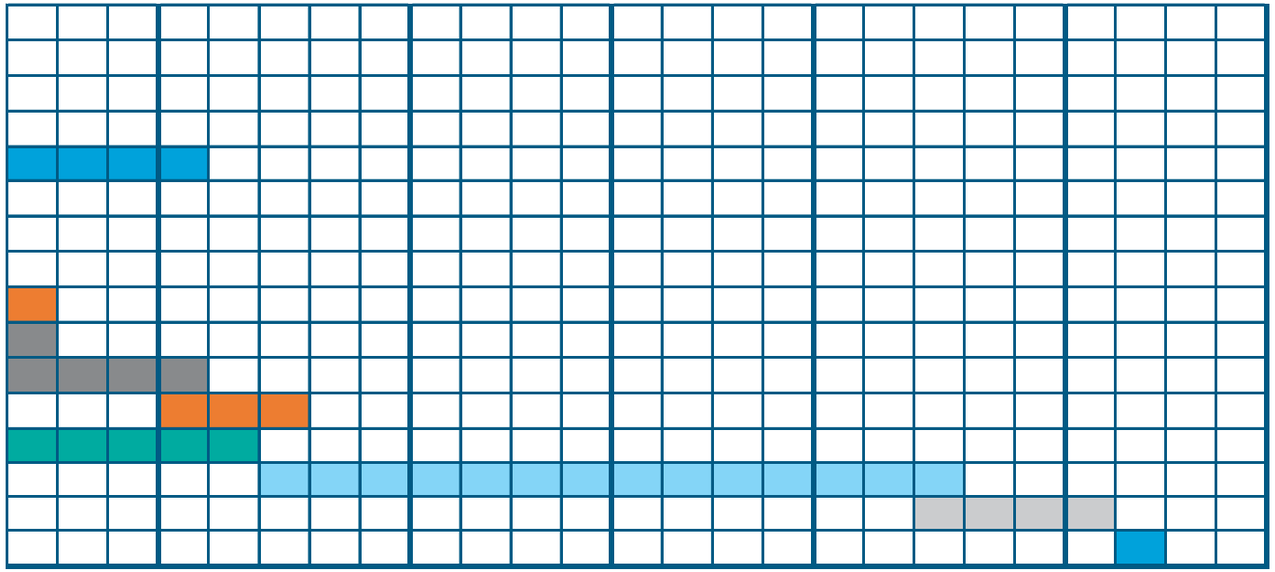
2024																								
February			March					April				May				June					July			
2/10/2024	2/17/2024	2/24/2024	3/2/2024	3/9/2024	3/16/2024	3/23/2024	3/30/2024	4/6/2024	4/13/2024	4/20/2024	4/27/2024	5/4/2024	5/11/2024	5/18/2024	5/25/2024	6/1/2024	6/8/2024	6/15/2024	6/22/2024	6/29/2024	7/6/2024	7/13/2024	7/20/2024	7/27/2024