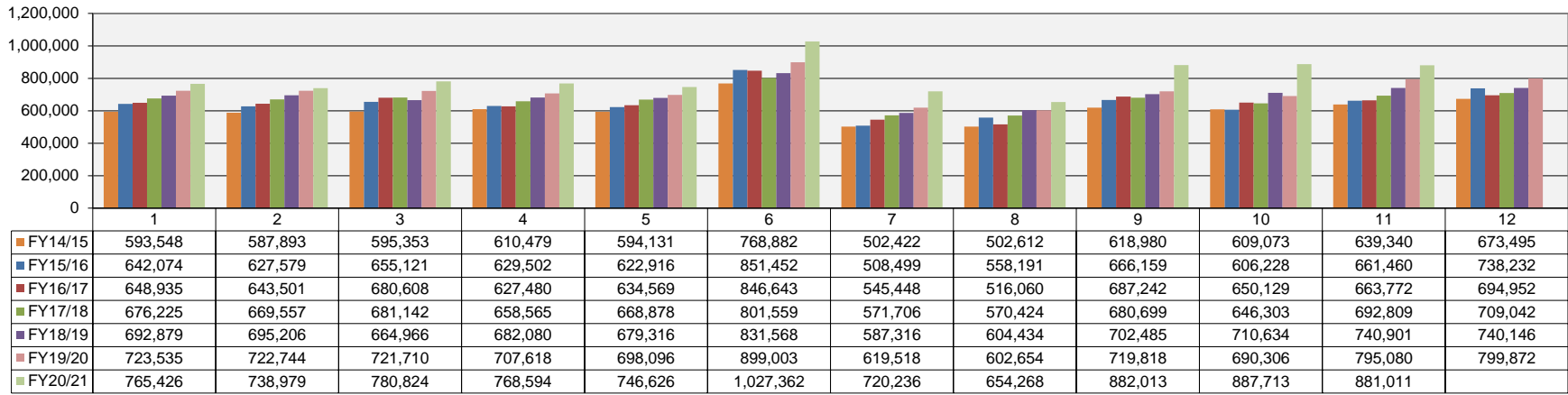
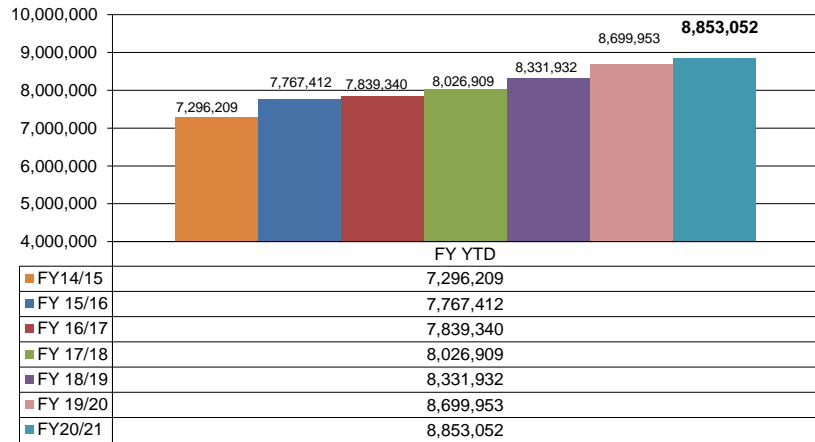


Sales Tax



Sales Tax Revenue Year-to-Date



*COLLECTIONS IN THE CITY OF CROSSVILLE

State of TN Cost of Administration 1.125% \$ 1,800,071.91
 Net Collections (sent to Trustee's office) \$ 1,779,821.10

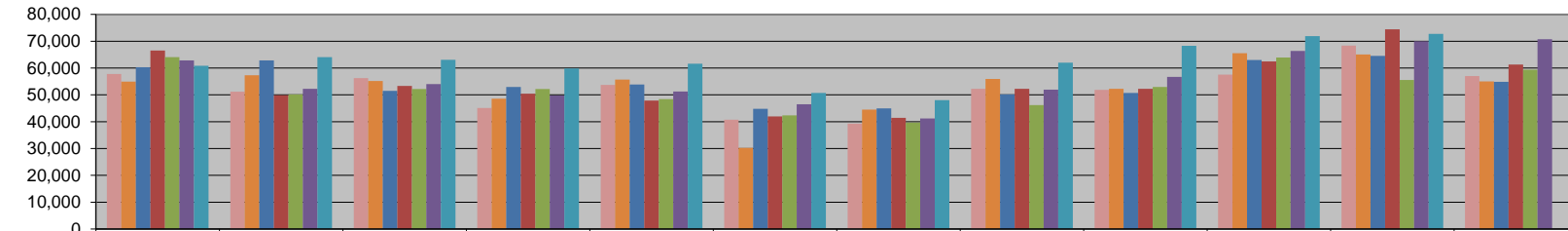
Trustee of Cumberland County 1% \$ 17,798.21
 Net To Be Distributed \$ 1,762,022.89

CITY OF CROSSVILLE SPLIT

Check to City of Crossville \$ 881,011.44
 Check to Cumberland County Board of Education \$ 881,011.44

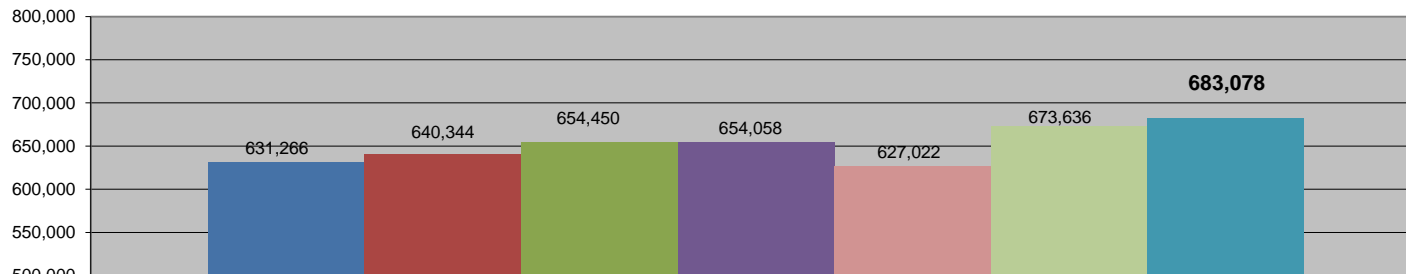
*Totals reported in July, but actually collected in May

Wholesale Beer Tax



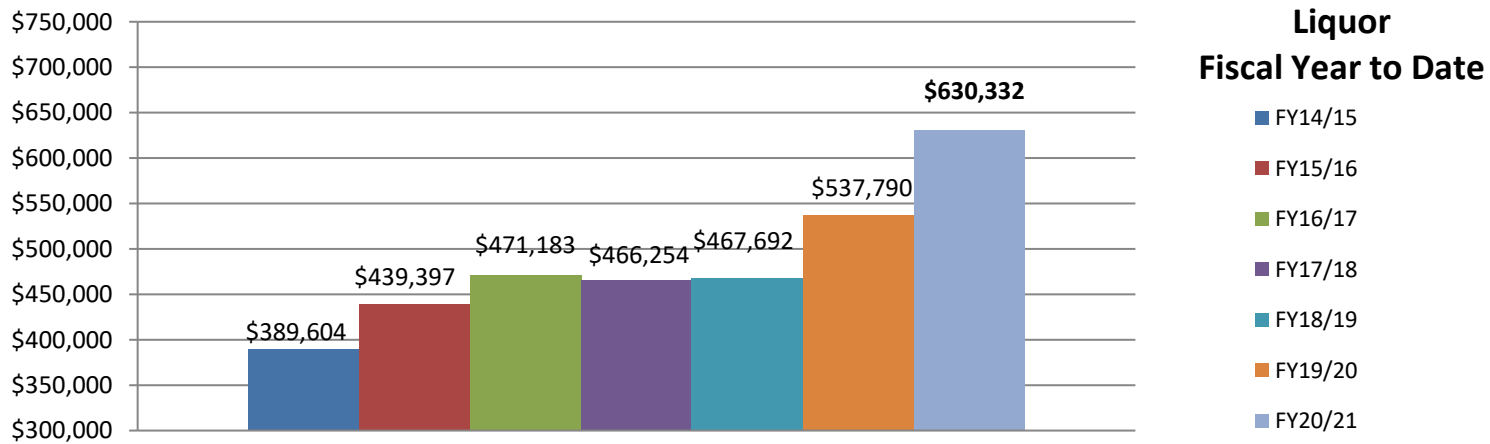
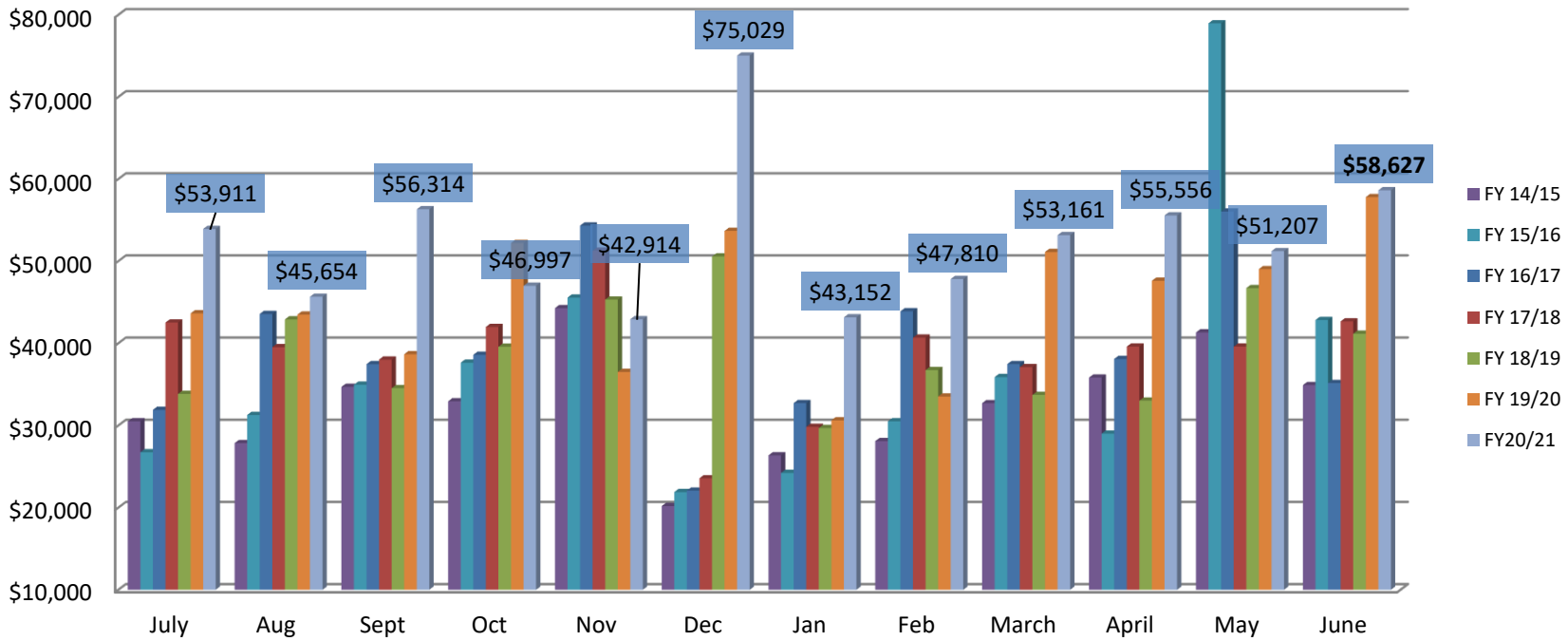
	1	2	3	4	5	6	7	8	9	10	11	12
FY14/15	57,800	51,195	56,278	45,133	53,740	40,764	39,308	52,266	51,887	57,530	68,355	57,009
FY15/16	54,939	57,328	55,181	48,596	55,690	30,239	44,517	55,910	52,279	65,528	65,097	55,042
FY16/17	60,282	62,877	51,474	52,906	53,833	44,802	44,940	50,184	50,728	63,011	64,565	54,849
FY17/18	66,488	49,858	53,345	50,387	47,876	41,990	41,453	52,248	52,251	62,422	74,463	61,278
FY18/19	64,053	50,161	52,165	52,199	48,430	42,358	39,651	46,167	52,963	63,881	55,577	59,418
FY19/20	62,827	52,249	54,046	49,788	51,283	46,487	41,202	51,919	56,731	66,366	69,966	70,772
FY20/21	60,878	64,066	63,062	59,813	61,609	50,680	48,047	61,971	68,311	71,864	72,778	

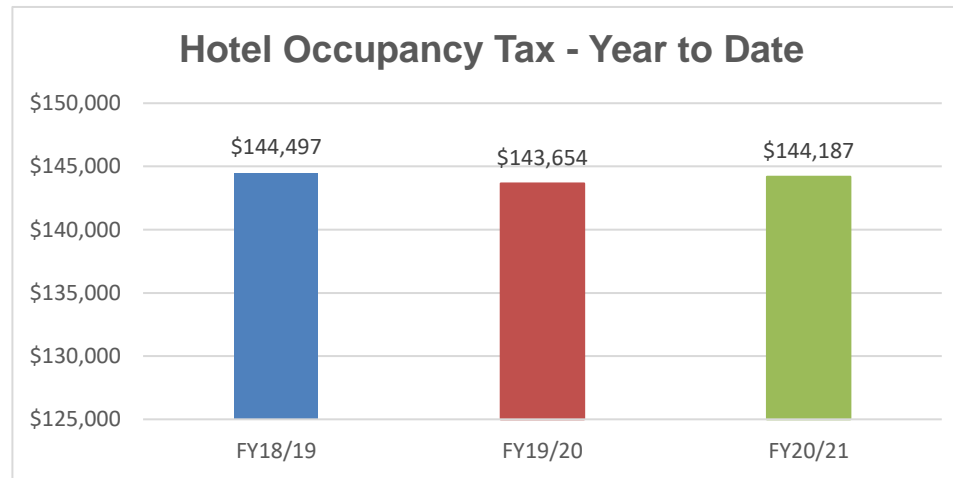
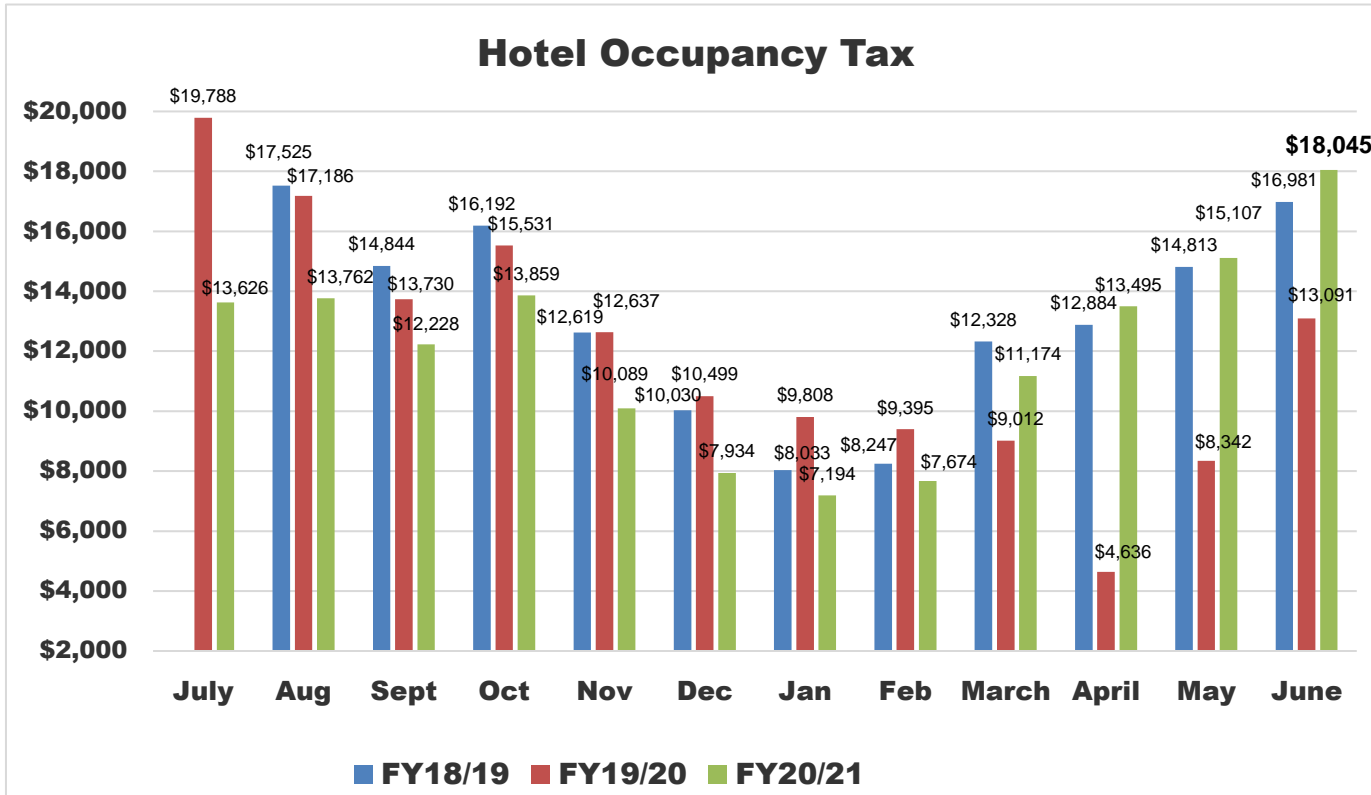
Wholesale Beer Tax Revenue Year To Date



	Fiscal Year to Date
FY 14/15	631,266
FY 15/16	640,344
FY 16/17	654,450
FY 17/18	654,058
FY 18/19	627,022
FY 19/20	673,636
FY20/21	683,078

Liquor Income







CROSSVILLE POLICE DEPARTMENT

STAT COMPARISONS

JULY 2021 TOTAL CALLS - 3,081

JUNE 2,785 YEAR TO DATE - 14,899

SPECIAL EVENTS

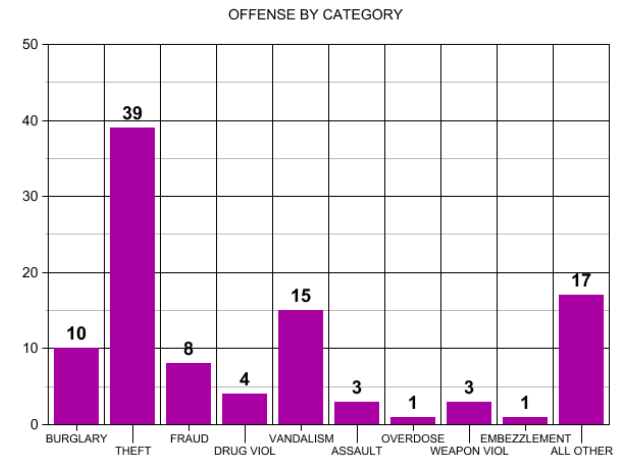
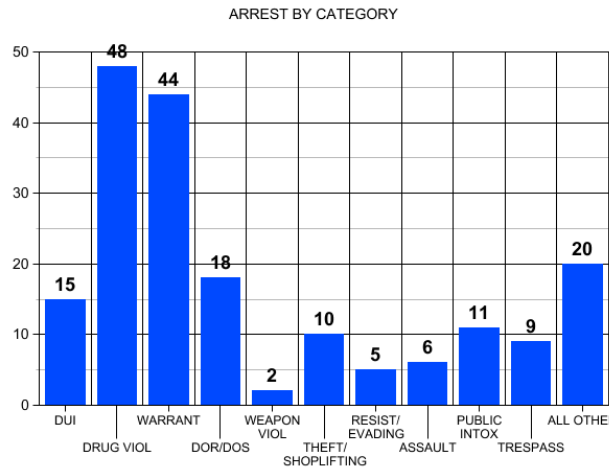
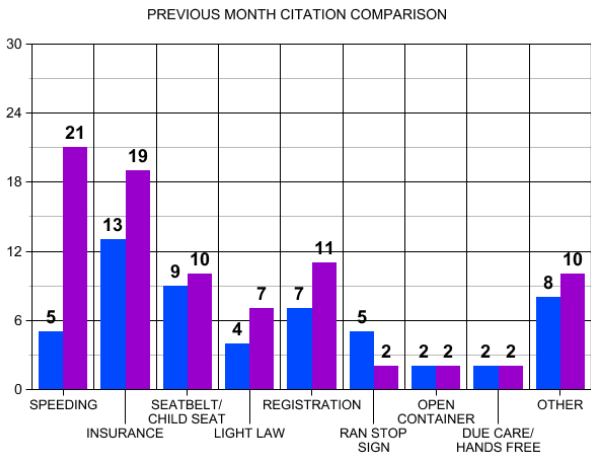
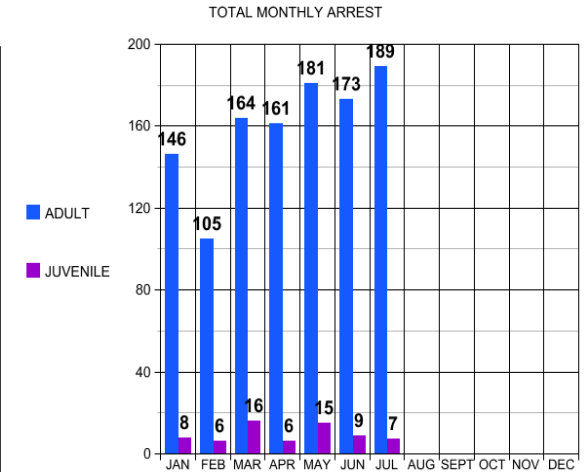
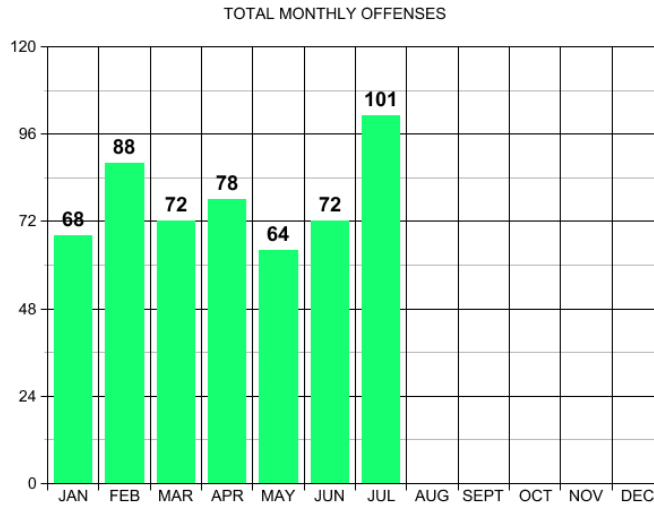
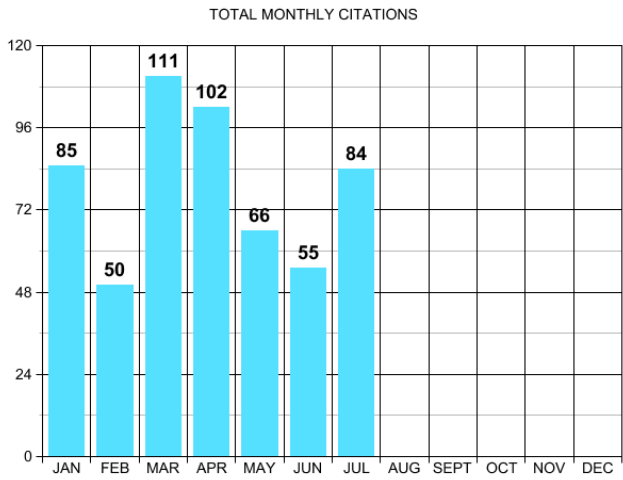
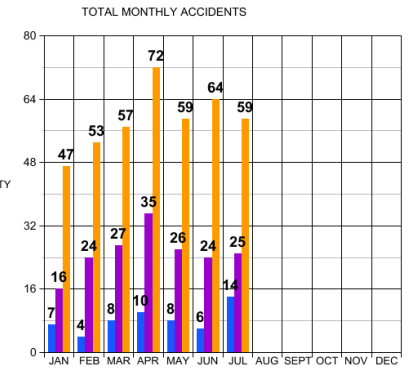
CAR SHOW

THSO CHECKPOINTS

PRO TROOP RALLY

FIREWORKS SHOW

RED CROSS BLOOD DRIVE



Monthly Stats

July 2021

CITATIONS		OFFENSES		ARRESTS	
Speeding	18	Burglary	10	Burglary	1
Seat Belt Violation	9	Theft from Building	5	Theft of Vehicle Parts	1
Ran Traffic Light	2	Theft from Vehicle	12	Forgery	1
Registration Violation	11	Theft of Vehicle Parts	7	Shoplifting	9
Improper Use of Lane	1	Theft All Other	10	Domestic Assault	6
Light Law Violation	7	Fraud	8	Viol. Bond conditions/OP	6
Failue to Signal	1	Forgery	1	Drug Violation	26
Insurance Violation	19	Shoplifting	3	Drug Equipment	22
Littering	1	Assault	3	Weapons Law Violation	2
Animal Running at Large	1	Embezzlement	1	Vandalism	5
License address change	1	Lost property	2	DUI	15
Ran Stop Sign	2	Death	4	Disorderly Conduct	1
Child Restraint Violation	1	Drug Violation	2	Resisting/Evading Arrest	5
No Driver's License	1	Drug Equipment	2	DOR/DOS/No DL	18
Unnecessary Noise	1	Vehicle Theft	2	Public Intoxication	11
Open Container	2	Runaway	1	Criminal Trespass	9
Due Care	1	Vandalism	15	Due Care	1
Texting while Driving	1	Evading Arrest	2	Reckless Endangerment	2
		Reckless Endangerment	1	Contraband into Jail	1
		DOR/DOS/No DL	1	Poss. Of Stolen Property	3
		Suicide	1	Warrant	44
		Weapons Law Violation	3		
		Identity Theft	1		
		Missing Person	1		
		Stalking	1		
		Overdose	1		
		Leaving scene of accident	1		
TOTAL	80	TOTAL	101	TOTAL	189
SPEED WARNINGS	0	JUVENILE ARRESTS		TOTAL CALLS	3081
WARNINGS	4	Runaway	3	ANIMAL CONTROL CALLS	55
JUVENILE CITATIONS		Vandalism	4	SPECIAL EVENT TOTALS	6
Speeding	3			ACCIDENTS	
Seat Belt Violation	1			With Injury	14
Insurance Violation				Without Injury	25
				Minor	59
TOTAL	4	TOTAL	7	TOTAL	98

- * July 3rd provided K9 demonstration, Honor Guard and road closure for the Pro Troop Rally.
- * July 4th provided traffic control for Fireworks at Centennial Park.
- * July 14th participated in CMC's "Code Pink" drill for a mock abduction.
- * July 16th participated in THSO checkpoint in Rhea County.
- * July 23rd assisted with a Red Cross Blood Drive "Rembering the Badges".
- * July 24th provided road closure and security for Car Show on Main Street.

Crossville Fire Dept.

Crossville, TN

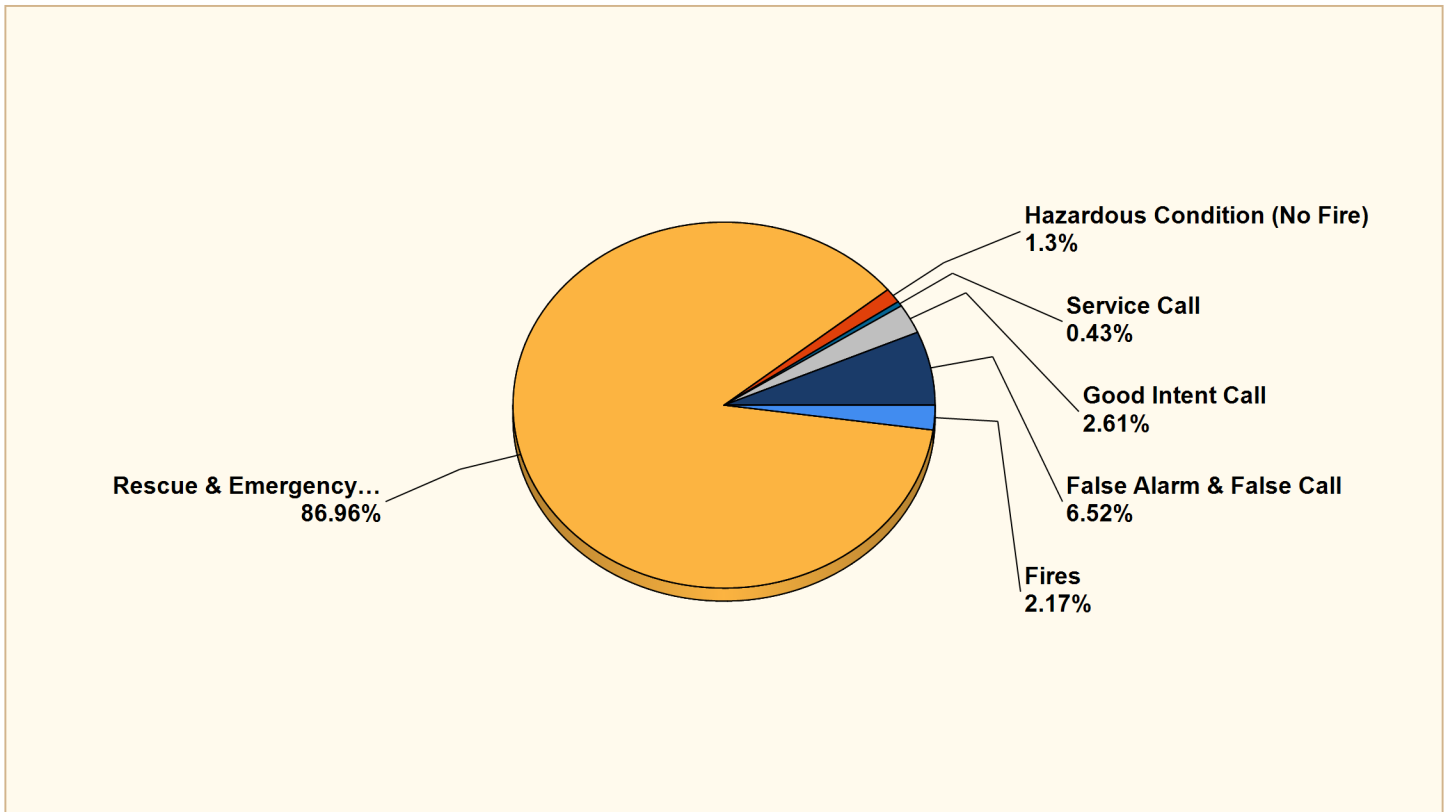
This report was generated on 8/2/2021 8:39:57 AM

CROSSVILLE



Breakdown by Major Incident Types for Date Range

Zone(s): All Zones | Start Date: 07/01/2021 | End Date: 07/31/2021



MAJOR INCIDENT TYPE	# INCIDENTS	% of TOTAL
Fires	5	2.17%
Rescue & Emergency Medical Service	200	86.96%
Hazardous Condition (No Fire)	3	1.3%
Service Call	1	0.43%
Good Intent Call	6	2.61%
False Alarm & False Call	15	6.52%
TOTAL	230	100%

Only REVIEWED and/or LOCKED IMPORTED incidents are included. Summary results for a major incident type are not displayed if the count is zero.



Detailed Breakdown by Incident Type

INCIDENT TYPE	# INCIDENTS	% of TOTAL
111 - Building fire	1	0.43%
113 - Cooking fire, confined to container	1	0.43%
118 - Trash or rubbish fire, contained	2	0.87%
150 - Outside rubbish fire, other	1	0.43%
311 - Medical assist, assist EMS crew	1	0.43%
320 - Emergency medical service, other	1	0.43%
321 - EMS call, excluding vehicle accident with injury	183	79.57%
322 - Motor vehicle accident with injuries	14	6.09%
324 - Motor vehicle accident with no injuries.	1	0.43%
410 - Combustible/flammable gas/liquid condition, other	1	0.43%
412 - Gas leak (natural gas or LPG)	1	0.43%
440 - Electrical wiring/equipment problem, other	1	0.43%
542 - Animal rescue	1	0.43%
611 - Dispatched & cancelled en route	3	1.3%
651 - Smoke scare, odor of smoke	3	1.3%
700 - False alarm or false call, other	3	1.3%
710 - Malicious, mischievous false call, other	1	0.43%
735 - Alarm system sounded due to malfunction	2	0.87%
740 - Unintentional transmission of alarm, other	1	0.43%
743 - Smoke detector activation, no fire - unintentional	1	0.43%
744 - Detector activation, no fire - unintentional	1	0.43%
745 - Alarm system activation, no fire - unintentional	6	2.61%
TOTAL INCIDENTS:	230	100%

Burn Permits July, 2021

155

Only REVIEWED and/or LOCKED IMPORTED incidents are included. Summary results for a major incident type are not displayed if the count is zero.



Crossville Fire Dept.

Crossville, TN

This report was generated on 8/2/2021 8:37:58 AM

CROSSVILLE



Daily Log Items per Activity Code for Date Range with Personnel

Activity Codes: MD1- Assist Other Agencies - MD1 assisting other agencies, MD1-Advanced Treatment - MD1 Advanced Treatment/Availability, MD1-Medical Direction and QA - MD1-Medical Direction, Instruction and Quality Assurance, MD1-Other activity - MD1-other activity-description in Notes, MD1-Safety and Rehab - MD1 Safety Officer and Rehab Management and 1 more | Start Date: 07/01/2021 | End Date: 07/31/2021

MD1-Advanced Treatment - MD1 Advanced Treatment/Availability

START DATE	END DATE	DURATION (hh:mm)	STATION	APPARATUS	PERSONNEL	NOTES
07/26/2021 19:25:00	07/26/2021 19:50:00	0:25	ST1 - CFD Station 1		Fox, Mark A	Directed narcotic OD resuscitation

Total Items: 1

MD1-Medical Direction and QA - MD1-Medical Direction, Instruction and Quality Assurance

START DATE	END DATE	DURATION (hh:mm)	STATION	APPARATUS	PERSONNEL	NOTES
07/03/2021 19:27:00	07/03/2021 19:47:00	0:20	ST1 - CFD Station 1		Fox, Mark A	Assist CFD and EMS with assessment and care of 911 Communicator -chest pain
07/16/2021 12:50:00	07/16/2021 13:10:00	0:20	ST1 - CFD Station 1		Fox, Mark A	
07/26/2021 14:32:00	07/26/2021 15:31:00	0:59	ST1 - CFD Station 1		Fox, Mark A	Assist with CMC Professional Building evacuation and Medical Control for smoke in the facility
07/26/2021 14:32:00	07/26/2021 15:31:00	0:59	ST1 - CFD Station 1		Fox, Mark A	Assist with CMC Professional Building evacuation and Medical Control for smoke in the facility
07/30/2021 18:50:00	07/30/2021 19:01:00	0:11	ST1 - CFD Station 1		Fox, Mark A	Heroin OD

Total Items: 5

MD1-Safety and Rehab - MD1 Safety Officer and Rehab Management

START DATE	END DATE	DURATION (hh:mm)	STATION	APPARATUS	PERSONNEL	NOTES
07/14/2021 18:50:00	07/14/2021 19:10:00	0:20	ST1 - CFD Station 1		Fox, Mark A	
07/30/2021 14:55:00	07/30/2021 15:08:00	0:13	ST1 - CFD Station 1		Fox, Mark A	

Total Items: 2

Grand Total Items: 8

Displays all Daily Log Items with personnel list for DATE RANGE and ACTIVITY CODE, grouped by Activity Code



Water Loss Report

	Consumption	Water loss - flushing	Water loss - leaks	Water loss-fire fighting	Total Internal Use	Unaccounted-for Water	Pumped Water	LOSS %
2018								
January	88,114,500	1,978,358	1,272,890	60,000	3,311,248	40,696,952	132,122,700	31%
February	92,164,600	5,904	3,749,588	65,000	3,820,492	9,054,908	105,040,000	9%
March	80,217,300	34,375	1,929,024	145,000	2,108,399	29,884,501	112,210,200	27%
April	80,489,000	86,729	1,233,996	2,000	1,322,425	26,231,575	108,043,000	24%
May	83,464,600	681,483	429,676		1,111,159	33,736,841	118,312,600	29%
June	93,994,400	152,880	2,693,928		2,846,808	16,951,792	113,793,000	15%
July	92,933,800	461,753	1,124,995		1,586,748	27,013,152	121,533,700	22%
August	94,724,300	47,115	11,949,329	2,000	11,998,444	23,857,600	118,581,900	20%
September	103,519,000	423,299	1,487,856	5,100	1,916,255	5,352,745	110,788,000	5%
October	87,432,600	541,673	2,244,551	2,600	2,788,824	23,625,476	113,846,900	21%
November	90,719,700	58,772	2,161,156		2,219,928	16,188,372	109,128,000	15%
December	85,827,100	141,659	2,230,374	4,500	2,376,533	26,819,267	115,022,900	15%
2019								
January	78,615,200	45,193	1,231,332		1,276,525	37,433,475	117,325,200	32%
February	83,850,700	120,407	3,630,186		3,750,593	25,387,707	112,989,000	22%
March	79,635,900	117,534	2,566,872		2,684,226	40,751,574	123,071,700	33%
April	84,372,600	240,891	2,674,092	7,100	2,922,083	31,045,317	118,340,000	26%
May	85,946,000	163,822	4,683,636	109,500	4,956,958	45,210,942	136,113,900	33%
June	96,622,200	98,995	7,626,119	30,000	7,755,114	17,662,086	122,039,400	14%
July	104,717,400	117,626	2,750,076	4,400	2,867,702	19,618,398	127,203,500	15%
August	101,985,200	263,684	4,797,924	20,100	5,081,708	22,690,792	129,757,700	17%
September	104,149,900	222,064	3,880,278	7,300	4,109,642	16,773,458	125,033,000	13%
October	107,018,600	460,042	9,481,866	4,600	9,946,508	10,778,662	127,743,770	8%
November	102,271,900	391,315	4,385,586	9,300	4,786,201	14,637,899	121,696,000	12%
December	96,686,300	5,058	2,837,604	950	2,843,612	25,236,088	124,766,000	20%
2020								
January	95,899,500	6,628	823,986	2,450	833,064	29,235,836	125,968,400	23%
February	90,749,900	551,076	604,800		1,155,876	32,725,224	124,631,000	26%
March	84,635,300	60,841	1,827,840	300	1,888,981	47,772,019	134,296,300	36%
April	92,557,600	133,183	2,583,380	11,800	2,728,363	32,148,037	127,434,000	25%
May	92,340,000	212,101	385,560	17,665	615,326	44,614,374	137,569,700	32%
June	85,846,200	74,274	10,704,500	25,100	10,803,874	68,372,926	165,023,000	41%
July	115,477,600	446,221	1,120,603	6,800	1,573,624	28,362,876	145,414,100	20%
August	109,086,400	513,221	1,932,348	2,500	2,448,069	28,871,931	140,406,400	21%
September	100,754,500	252,799	4,889,306	2,800	5,144,905	27,742,595	133,642,000	21%
October	103,217,700	443,299	2,383,288		2,826,587	27,526,313	133,570,600	21%
November	97,787,500	341,529	4,613,397	7,200	4,962,666	27,857,934	130,608,100	21%
December	103,603,600	2,701,131	11,389,734	4,900	14,095,765	12,724,235	130,423,600	10%
2021								
January	93,463,400	22,070	7,649,781	5,800	7,677,651	27,692,849	128,833,900	21%
February	94,206,800	78,088	2,356,689		2,434,777	20,589,923	117,231,500	18%
March	94,540,400	40,343	3,181,332	50,000	3,271,675	27,561,625	125,373,700	22%
April	86,949,700	133,423	1,802,149	9,000	1,944,572	25,838,128	114,732,400	23%
May	101,064,800	44,602	11,929,620	5,730	11,979,952	14,773,648	127,818,400	12%
June	112,233,100	471,537	4,288,911	3,200	4,763,648	8,284,552	125,281,300	7%
July	107,026,900	111,999	2,235,582	15,500	2,363,081	13,768,719	123,158,700	11%
August								
September								
October								
November								
December								
TOTAL:								
6 mos	596,021,700	879,992	25,794,283	83,430	7,126,729	110,816,595	733,596,000	15%
12 mos	1,203,934,800	5,154,041	58,652,137	106,630	63,913,348	263,232,452	1,531,080,600	17%

Utility Maintenance

Jul-21 Monthly Report

<u>Locations:</u>	413
<u>Backflows Tested:</u>	55
<u>Grinder Pumps Sold:</u>	0
<u>Preliminary Inspections:</u>	0
<u>Final Inspections:</u>	7
<u>Replacement Pumps</u>	1
<u>Grinder Pumps Repairs</u>	33
<u>Meter:</u>	
Turn-Ons	54
Turn Offs	20
Occupant Changes	90
Reinstates	32
Checks, Replacement, Repair	6
Water Taps	1
Main Line Leaks	3
Service Repairs	6
<u>Total Water Loss:</u>	412,031.3 gals.
<u>Sewer Taps</u>	3
<u>Sewer Line Repairs</u>	4
<u>Graves</u>	5
<u>Pipe Installed</u>	131' of 3/4" copper
	109' of 4" PVC
	6' of 6" PVC
	352' of 2" HDPE
	4' of 1" copper
	50' of 8" HDPE
	12' of 2" PVC

Monthly Summary

Replaced approximately 1 - 3/4",
water meters due to meter or AMR malfunctioning
Read meters, Did service orders and customer complaints
Worked on and/or replaced malfunctioning meter ERTs - 1 - 60W's
Grinder pump preventative maintenance, 67 cleaned/checked
Tested 55 backflows devices
Buc-ee's/TDOT projects did cut & cap of water mains in the way of construction
Flushing water main dead-ends
Raised manhole at Miller Ave. crossing area
Removed tree out of valve box at 198 Goose Point
Installed 4" sewer line valve in The Gardens for pump station repair
Raised valve box at corner of Sparta Hwy. & Kings Row
Fire hydrant testing & maintenance - painting, etc.
Dunbar Rd. cut & cap sewer line for TDOT culvert working being done
Started water line extension on Gordon Rd.
Repaired valve box at corner of Chelsea Ln. & Bobwhite Dr.
Sewer line repair on Dunbar Rd. that was hit due to culvert work
Bored for a water service at 1897 S. Main St.
Working on meter history update comparing field equipment with city account books
and checking for maintenance problems.

Water main leaks repaired:

Intersection of Baisley Ln. & Taylors Chapel Rd. - 6" PVC
121 Old Hwy Cir. - 2" PVC
Myrtle Ave. by bridge - 6" PVC

Water service leaks or repairs:

215 Bent Tree Dr.
673 Scarlett Dr.
116 Premier Dr.
1101 Dayton Ave.
56 Old Jamestown Hwy.
431 Storie Ave.

Water Taps:

54 Creekway Circle

Sewer Taps

7000 Big Horn Dr.
53 Cannon Loop
54 Creekway Circle

Sewer Line Repairs:

Dunbar Rd. twice
54 Creekway Dr
E. Deercreek Dr.

Grinder pump finals

48 Capitol Dr.
2061 Lantana Rd.
197 Orange Cir.
60 Capitol Dr.
158 Holly Tree Dr.
16 Dewey Dr.
256 Cardinal Loop

Grave Services

Joe Zerbo
Catherine Louise Garner
Martha Nolan
Patricia Ann Dyer
Rudolph Marconi

Next Months Forecast

Replace AMR meters & ERTs as needed
Do water & sewer taps & graves
Repair Grinder pumps & cleanings & maint. checks
Test Backflows
Remove valves and straight line 8" water line on Stout Dr.
Bore Miller Ave. for sewer tap for another Dollar Store
Hydrant testing and maintenance
Finish water line on Gordon Rd. - 2"

2021-2022 Building Permits

	County	County	City	City	City & County	City & County	Land Disturbance	Plan	Demo	House	County Fees Paid	City Fees Paid	
	Residential	Commercial	Residential	Commmercial	Plumbing	Mechanical	Permits	Sign	Review	Moving			
July	19	0	7	3	24	14	0	0	0	0	1	\$17,047.00	\$10,758.00
August													
September													
October													
November													
December													
January													
February													
March													
April													
May													
June													
Total	19	0	7	3	24	14	0	0	0	0	1	\$17,047.00	\$10,758.00

Engineering Projects Report August 5, 2021

Project	Current Status	Dates
TDOT 127 South Utility Relocation	TDOT has contracted with Engineers to redesign the portion of the project containing the Homestead Triangle into a stand alone project in English units.	
TDOT 127 North Utility Relocation Section 1	This construction project was awarded to Jones Brothers, LLC February 23rd. The Contractor has started clearing and installing erosion control devices. The Utility Contractor started digging bore pits this week.	Target Completion Date June 30, 2025
TDOT 127 North Utility Relocation Section 4 (Fentress Cumberland County Line)	All final utility plans and information have been submitted to TDOT and we are awaiting construction.	Bid Letting October 8, 2021
TDOT 127 North Utility Relocation Section 2	The Engineer has begun the preliminary design and the City has received the signed contract with TDOT.	
TDOT 127 North Utility Relocation Section 3	The Engineer has begun the preliminary design and the City has received the signed contract with TDOT.	
Northwest Connector Phase 3	The contract has been awarded. The City Engineering Department is reviewing material submittals. It was discussed at the pre-construction meeting that the utility relocation probably would not start until October due to the delivery of materials by TDOT, and we are awaiting scheduling of a pre-construction meeting.	Total Completion Date July 21, 2023 Finish from Genesis To Stout May 31, 2022
Northwest Connector Phase 2	All appraisals work has been completed and the City has started acquiring property.	Bid Letting 2023
Downtown Sidewalks	The grant has been extended. The City is in the process of acquiring the easements.	
Old Lantana Road, County Seat and Southbend Waterline Replacement	The City has reviewed the plans and the Engineer is revising the plans. A construction start date will be established once the easements are acquired.	
Bridges for Trails at Meadow Park	The Street Department has completed the concrete work. The Engineering Department is working with MTNG on changing the bridge to a steel or aluminum bridge.	
Quail Hollow Court	The Exhibit "A" document required for the sale of the property will be updated when the Airport Layout Plan is updated during this year.	
Main Street and Lantana Traffic Signal Replacement	This project is ready to be bid and we are waiting to coordinate this project with the downtown sidewalk project.	
Fourth Street and West Avenue Traffic Signal Replacement	The Engineer is addressing the comments from the TDOT review. A utility coordination meeting is forthcoming. This project has low priorities because the City will not have STP funds to fund construction for three to five years.	
Meadow Park Water Filtration Plant Sewer Project	The Engineer has created the exhibits for the easements. The City is in the process of acquiring the easements.	Schedule will be forthcoming
Raw Water Study (Meadow Park Lake Expansion)	The gathering of data for the Archeological Study is complete and the Environmental Study initial data gathering is complete. The preliminary environmental documents have been forwarded to TDEC and the archeological document has been forwarded to the USACE.	
Airport Obstruction Removal	City Crews have completed the removal of trees. City Council voted in July to apply for a grant, which will take approximately 24 months to complete the entire project with the first year, after grant award, being utilized for required environmental work. The project will have to be let for bid again as part of the grant process.	
Catoosa 127 North Water Tank	The tank is complete. Underground piping and site work are all that remain.	
Underwood Street Sidewalk	Acquisition documents have been turned over to the City Attorney so that City Staff can negotiate the acquisitions.	
Tulip Drive Sewer Installation	The plans are complete and the City is awaiting the payment of the fees.	
Airport ALP	The City has received a draft copy of the Exhibit A (Airport property and funding map). The lidar survey is scheduled for October. A one year contract grant extension is on the Council agenda for approval.	
Meadow Park Water Filtration Master Meters	The City issued a "Notice to Proceed" and the "Construction Start Date" was set for March 1st. The contractor has excavated the pit holes and is waiting on the delivery of the meter vaults.	Contract Completion August 28, 2021
Industrial Blvd and Highway 127 Intersection Waterline Rehab	Community Development Partners has requested more industry growth information and they are looking at other grant opportunities.	
Deer Creek Sewer	HOA of Deer Creek has renewed their sewer permit and they are discussing option for connecting to the City Sewer system.	
Tansi Sewer	The HOA has hired a contractor to perform the installation. The HOA has paid their fees. An agreement with South Cumberland Utility District is on the agenda for approval.	
TDOT SR 1 Highway 70 (Sparta Highway) Utility Relocation	The Engineer is developing the utility relocation plan.	Bid Letting December 10, 2021
TDOT SR 24 Highway 70 North Utility Relocation	The Engineer is developing the utility relocation plan.	Bid Letting August 19, 2021
TDOT SR 282 Dunbar Culvert Replacements Utility Relocation Utility Relocation	The TDOT Contractor broke the sewer line at both crossings and City crews repaired both crossings. This project will be complete by the time of the Council meeting and will be removed from this list.	
CoLinx Fire Pump and Tank System	All upgrades have been completed. Capping the line to the tank is all that remains in order to disconnect the tank and the pump. CoLinx has requested reimbursement for the remainder of their money.	
2021 CDBG	The Contractor was scheduled to start work in July. City Staff has notified property owners, by mail, of the proposed work.	
Interstate Drive Water Tank (Cotton Patch) Repainting	The Contractor has primed the tank on the inside and has started sand blasting on the outside.	
Private Developments		
The Gardens Phase 8 Plat 3	The Final Plat has been approved by the Planning Commission. All utilities and road base-stone are approved and paving and curbing are remaining items to be completed.	
The Gardens Phase 8 Plat 4	The Final Plat has been approved by the Planning Commission. The Utility plans have been approved by the City and TDEC, and the Developer has started the underground electric, water and sewer.	
Collins Place Subdivision	The Preliminary Plat has been approved by the Planning Commission. The sewer plans have been approved by the City and submitted to TDEC.	
Meadow Creek Subdivision	The Preliminary Plat has been approved by the Planning Commission. The water plans have been approved by the City and TDEC.	
First Street Estate Subdivision	The Preliminary Plat has been approved by the Planning Commission. The sewer plans have been approved by TDEC.	
Sky View Meadow Subdivision Phase 1	The Final Plat has been approved by the Planning Commission. The sewer plans have been submitted to TDEC.	

Airport Committee Meeting Report from FBO: July , 2021

May Fuel Flow: 7972 gallons
Avgas: 3798 gallons
Jet A: 4174 gallons

June Fuel Flow: 13204 Gallons
Avgas Fuel Flow: 3453
Jet A Fuel Flow: 9751

Last June Fuel Flow: 9687 gallons
Avgas: 2291gallons
Jet A: 7396 gallons

We had a great month for fuel sales. This was the best Jet A sales month we have had since we started two years ago.

We flew 78 hours on the flight training aircraft in Crossville in May, which was down from 117 hours in May. We had one of the 172s down for a scheduled engine change. Flight training is back to busy in the first 7 days of July. Our other training locations had good months in June with 100 plus hours at each location.

The maintenance shop remains busy to capacity. We are rolling out two big jobs this week and next, which will clear space for aircraft waiting to get in for annuals.

We purchased a Beech Sundowner and have it on the market for sale. We have two Crossville-based pilots interested in the aircraft.

I met with Dr. Scott Maddox, Jon Hall, Mason Hall and Chris Bennett in Smyrna yesterday to show them a possible aircraft to buy for the Crossville high schools flight-training program. Azure is working with the school system to set up the program. They are ordering Redbird Full Motion Flight training devices (simulators). One will be based at the airport in the new room we acquired when the police department moved out to the hangar offices. We would like to carpet and paint the rooms we acquired so that when the simulator goes in it will look good.

General Aviation continues to be strong across Tennessee evidenced by fuel sales increases. Every maintenance shop owner we know is at capacity, everyone is seeing increases in fuel sales and used aircraft are selling at high prices.

CITY OF CROSSVILLE
BONDS and NOTES
(SCHEDULES ATTACHED)

6 Months interest in December and May
Principal payment in May

			6/30/2021			7/31/2021	
	<u>PAY</u>	<u>INT</u>	<u>LOAN</u>	<u>PRINCIPAL</u>	<u>INTEREST</u>	<u>LOAN</u>	<u>BALANCE</u>
GENERAL FUND	<u>OUT</u>	<u>RATE</u>	<u>BALANCE</u>	<u>PAYMENT</u>	<u>PAYMENT</u>	<u>BALANCE</u>	
E-911		2024 Variable	\$ 193,000	\$ 61,000	\$ 5,800	\$ 193,000	
2020 Series A1 Bonds		2037 4.00%	\$ 3,965,000	\$ 100,000	\$ 50,727	\$ 3,965,000	
2020 Series B Bonds		2028 4.27%	\$ 1,915,000	\$ 270,000	\$ 12,046	\$ 1,915,000	
2020 Series A2 Bonds		2037 3.00%	\$ 1,165,000	\$ 70,000	\$ 15,112	\$ 1,165,000	
			<u>\$ -</u>	<u>\$ -</u>	<u>\$ -</u>	<u>\$ -</u>	
<u>TOTAL (GENERAL FUND)</u>			<u>\$ 7,238,000</u>	<u>\$ 501,000</u>	<u>\$ 83,685</u>	<u>\$ 7,238,000</u>	
Water & Sewer Fund							
2020 Series C Bonds		2050 4.00%	\$ 29,360,000	\$ 545,000	\$ 703,766	\$ 29,360,000	
Catoosa's Share			<u>\$ (5,715,236)</u>	<u>\$ (106,090)</u>	<u>\$ (136,995)</u>	<u>\$ (5,715,236)</u>	
			\$ 23,644,764	\$ 438,910	\$ 566,771	\$ 23,644,764	
2020 Sries D Bonds		2027 4.19%	\$ 1,030,000	\$ 200,000	\$ 12,140	\$ 1,030,000	
			<u>\$ 24,674,764</u>	<u>\$ 638,910</u>	<u>\$ 578,911</u>	<u>\$ 24,674,764</u>	
CATOOSA							
2020 Series C Bonds		2050 4.00%	\$ 5,715,236	\$ 106,090	\$ 136,995	\$ 5,715,236	
RUD Plateau tank			\$ 873,173	\$ 15,544	\$ 15,428	\$ 873,173	monthly payme
			<u>\$ 6,588,409</u>	<u>\$ 121,634</u>	<u>\$ 152,423</u>	<u>\$ 6,588,409</u>	
<u>TOTALS (WATER & SEWER FUND)</u>			<u>\$ 31,263,173</u>	<u>\$ 760,544</u>	<u>\$ 731,334</u>	<u>\$ 31,263,173</u>	
						<u>TOTAL</u>	\$ 38,501,173

