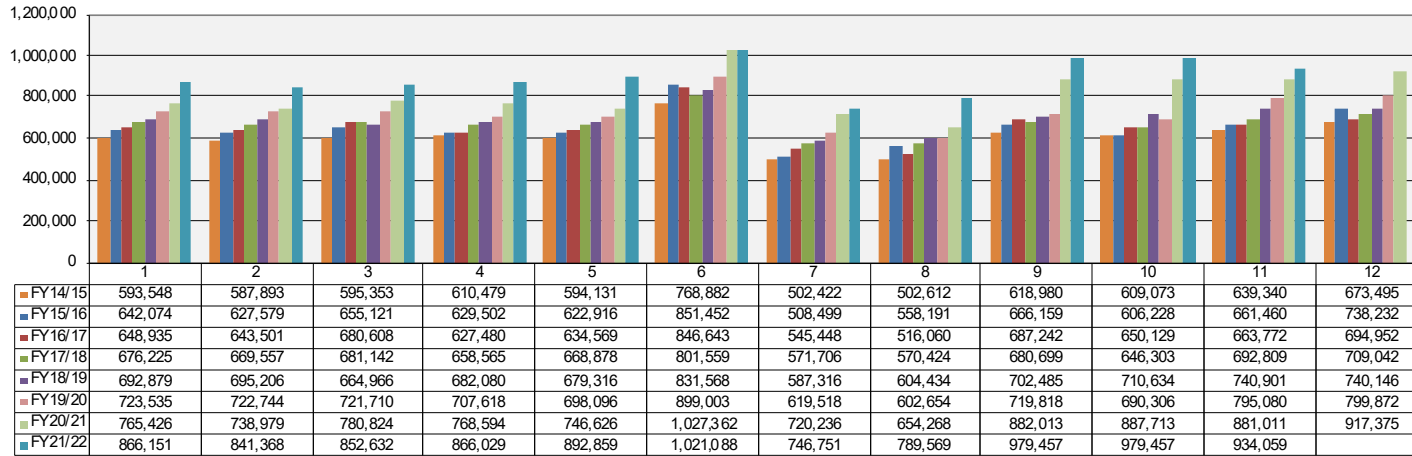
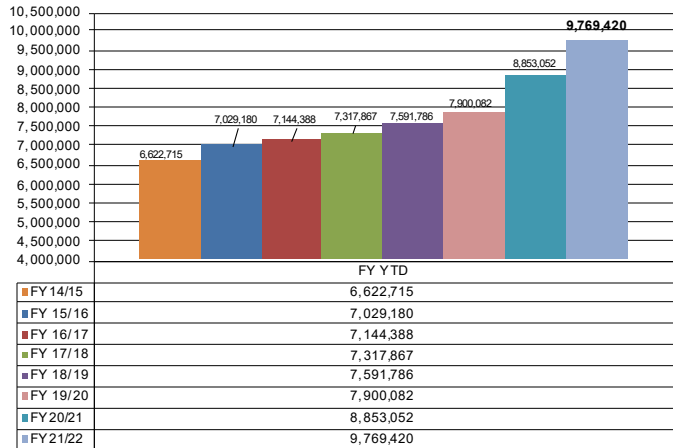


**Sales Tax**



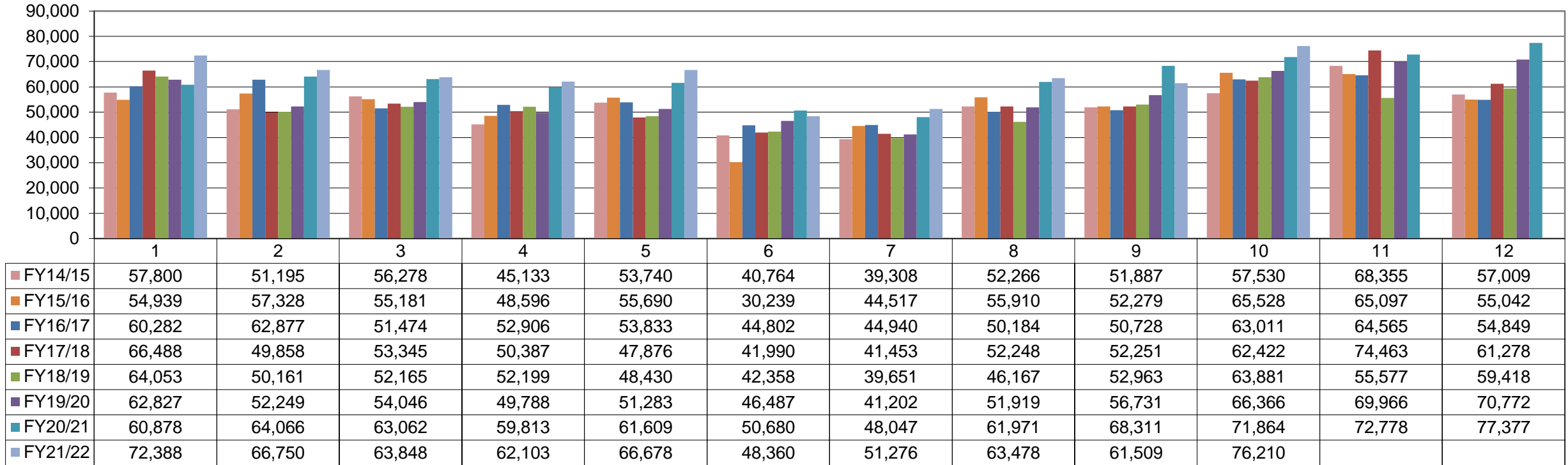
**Sales Tax Revenue Year-to-Date**



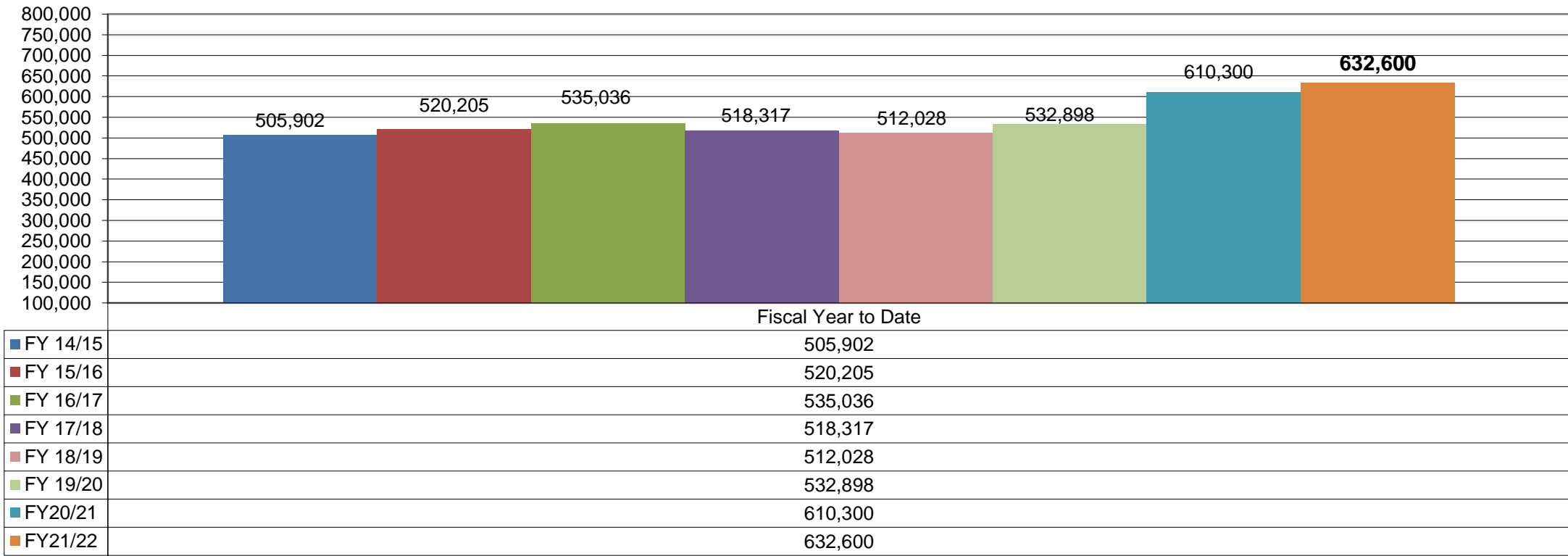
*COLLECTIONS IN THE CITY OF CROSSVILLE	\$	1,899,896.73
State of TN Cost of Administration	1.125%	\$ 21,373.84
Net Collections (sent to Trustee's office)	\$	1,878,522.89
Local Option Out of State Distribution	\$	8,379.78
Trustee of Cumberland County	1%	\$ 18,785.23
Net To Be Distributed	\$	1,868,117.44
CITY OF CROSSVILLE SPLIT		
Check to City of Crossville	\$	934,058.72
Check to Cumberland County Board of Education	\$	934,058.72

\*Totals reported in May but actually collected in March

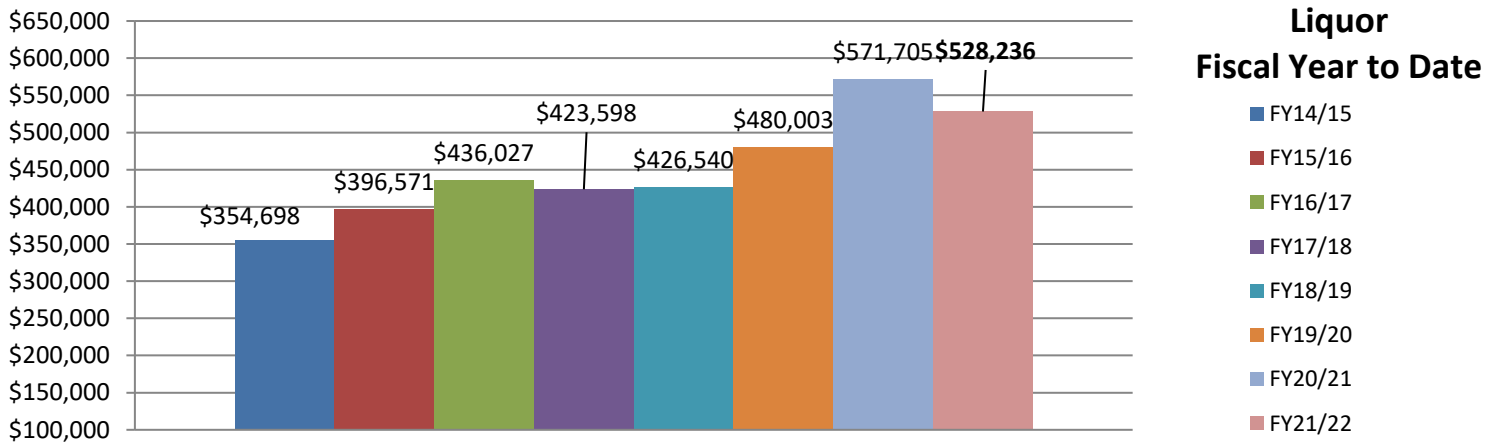
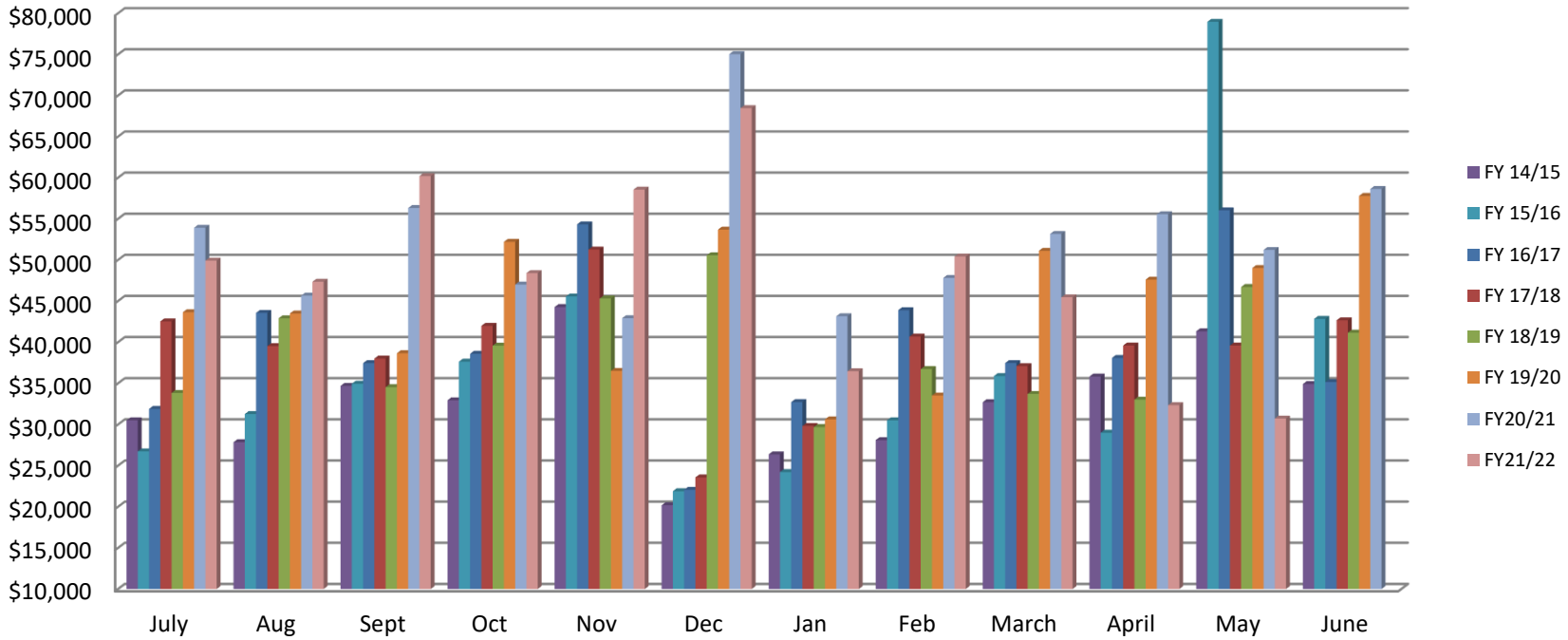
**Wholesale Beer Tax**

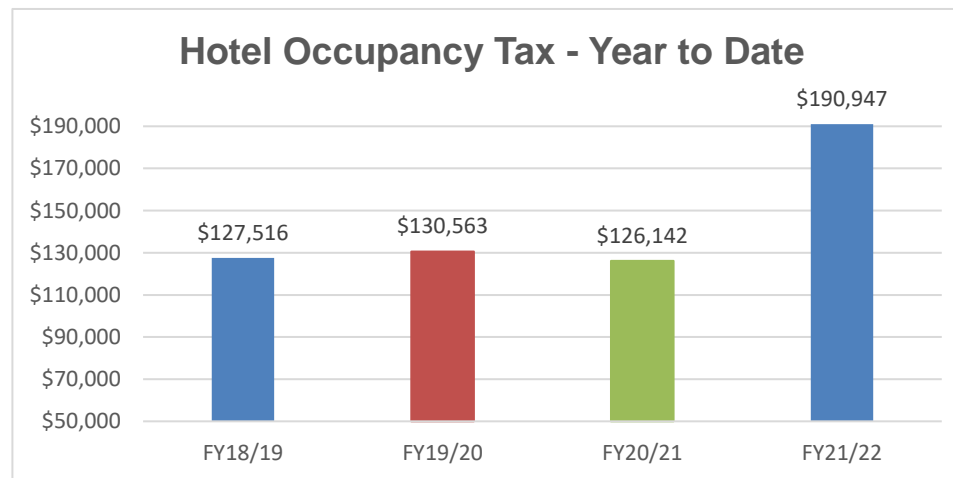
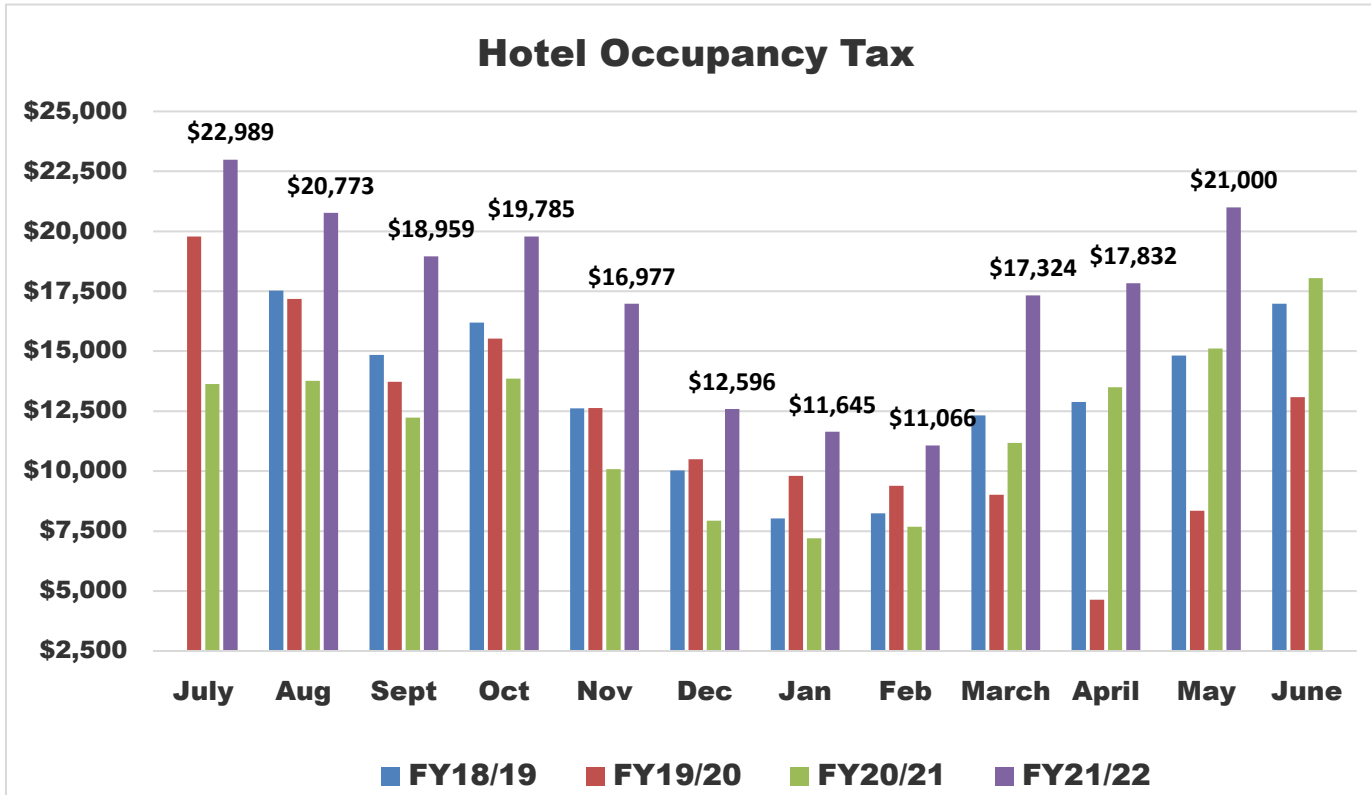


**Wholesale Beer Tax Revenue Year To Date**



## Liquor Income





Monthly Stats  
June 2022

CITATIONS		OFFENSES		ARRESTS	
No DL	1	Burglary	6	Theft of Vehicle Parts	1
Speeding	7	Theft from Building	3	Fraud	4
Seat belt Violation	11	Forgery	1	Theft from Building	1
Muffler Law Violation	1	Theft of Vehicle Parts	3	Theft All Other	
Insurance Violation	15	Theft All Other	5	Counterfeit	1
Due Care	2	Fraud	4	Shoplifting	6
Texting While Driving	3	DUI	1	Assault	5
Registration Violation	18	Shoplifting	3	Domestic Assault	7
Light Law Violation	11	No DL/DOR/DOS	1	Viol. OP/Bond Conditions	4
Window Tint Violation	1	Vehicular Assault	3	Drug Violation	12
Ran Traffic Light	3	Lost property	4	Drug Equipment	11
Improper Passing	1	Death	3	Weapons Law Violation	6
Litter Law Violation	1	Sex Offender Viol.	1	Vandalism	2
Burning Violation	1	Vandalism	13	DUI	3
Change of Address Viol.	1	Identity theft	1	Viol. Implied Consent	1
		Child Abuse	1	Disorderly Conduct	4
		Child Neglect	1	Resisting/Evading Arrest	2
		Viol. of OP	1	DOR/DOS/No DL	16
		Property Damage	2	Public Intoxication	13
		Drug Violation	1	Criminal Trespass	9
		Intimidation	1	Poss Catalytic Converter	5
		Rape	2	Vehicle Theft	1
		Dog Bite	1	Hit & Run	1
				Reckless Endangerment	1
				Warrant	25
				Indecent Exposure	2
				Contributing to a minor	3
<b>TOTAL</b>	<b>77</b>	<b>TOTAL</b>	<b>62</b>	<b>TOTAL</b>	<b>146</b>
<b>SPEED WARNINGS</b>	<b>3</b>	<b>JUVENILE ARRESTS</b>		<b>TOTAL CALLS</b>	<b>2336</b>
<b>WARNINGS</b>	<b>1</b>	Underage Consumption	1	<b>ANIMAL CONTROL CALLS</b>	<b>86</b>
<b>JUVENILE CITATIONS</b>		Unruly Juvenile	1	<b>ACCIDENTS</b>	
Registration Violation	1			Fatality	0
Muffler Law Violation	1			With Injury	9
Insurance Violation	1			Without Injury	20
				Minor	57
<b>TOTAL</b>	<b>3</b>	<b>TOTAL</b>	<b>2</b>	<b>TOTAL</b>	<b>86</b>

\* Provided traffic and crowd control for Friday at the Crossroads on June 3rd.

\* THSO Checkpoint in Tullahoma on June 3rd.

\* K9 Demonstration at Soccer Complex on June 7th.

\* Provided traffic and crowd control for the Cruise In on Main Street on June 25th.



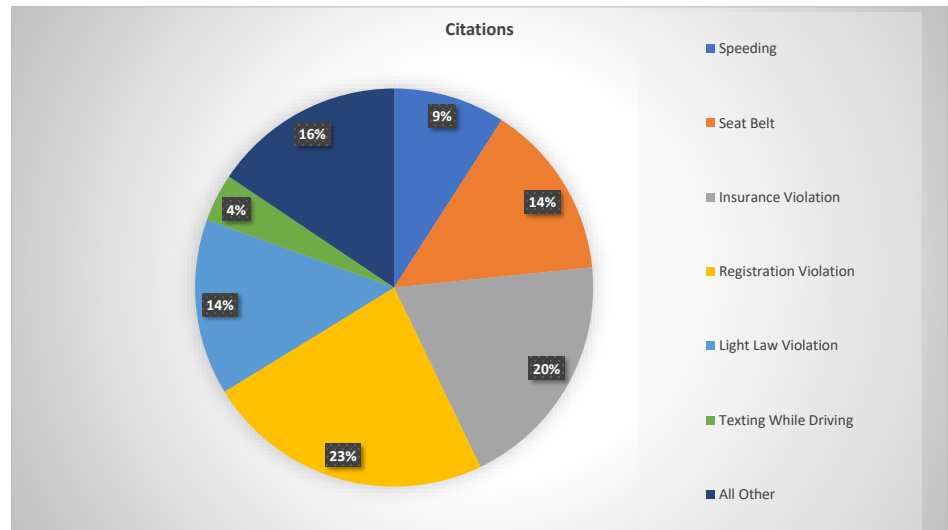
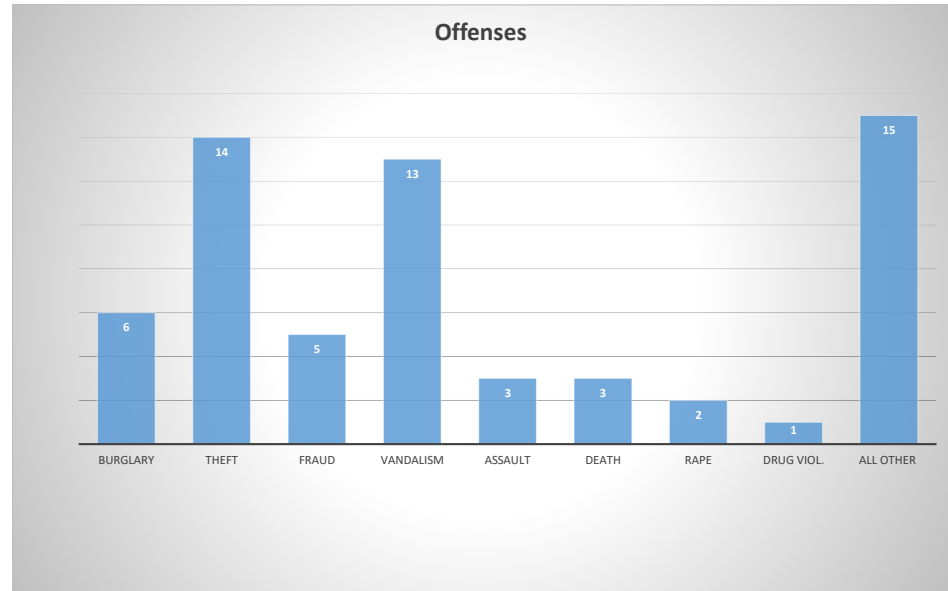
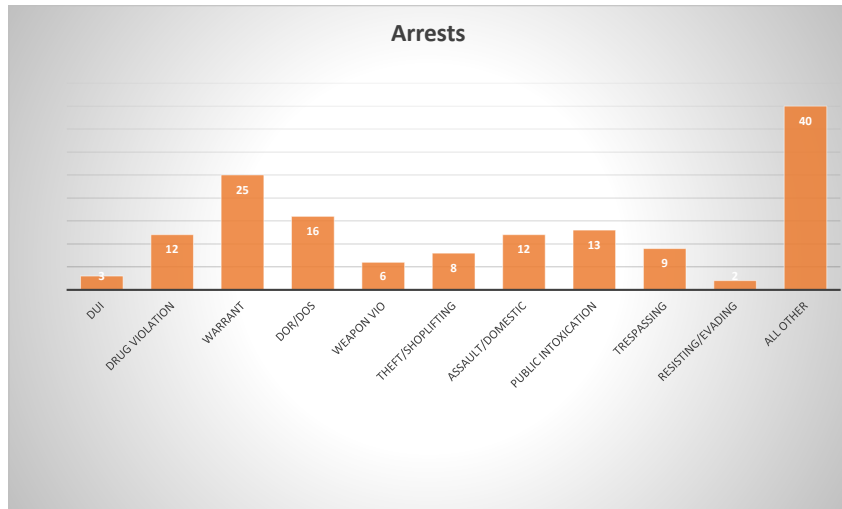
**Crossville Police Department Stats**

June Total Calls: 2239

June Total Monthly Citations: 77

**Special Events**

- \*Provided traffic and crowd control for Friday at the Crossroads on June 3rd
- \*THSO Checkpoint in Tullahoma on June 3rd
- \*K9 Demonstration at Soccer Complex on June 7th
- \*Provided traffic and crowd control for Cruise In on Main Street on June 25th



# Crossville Fire Dept.

Crossville, TN

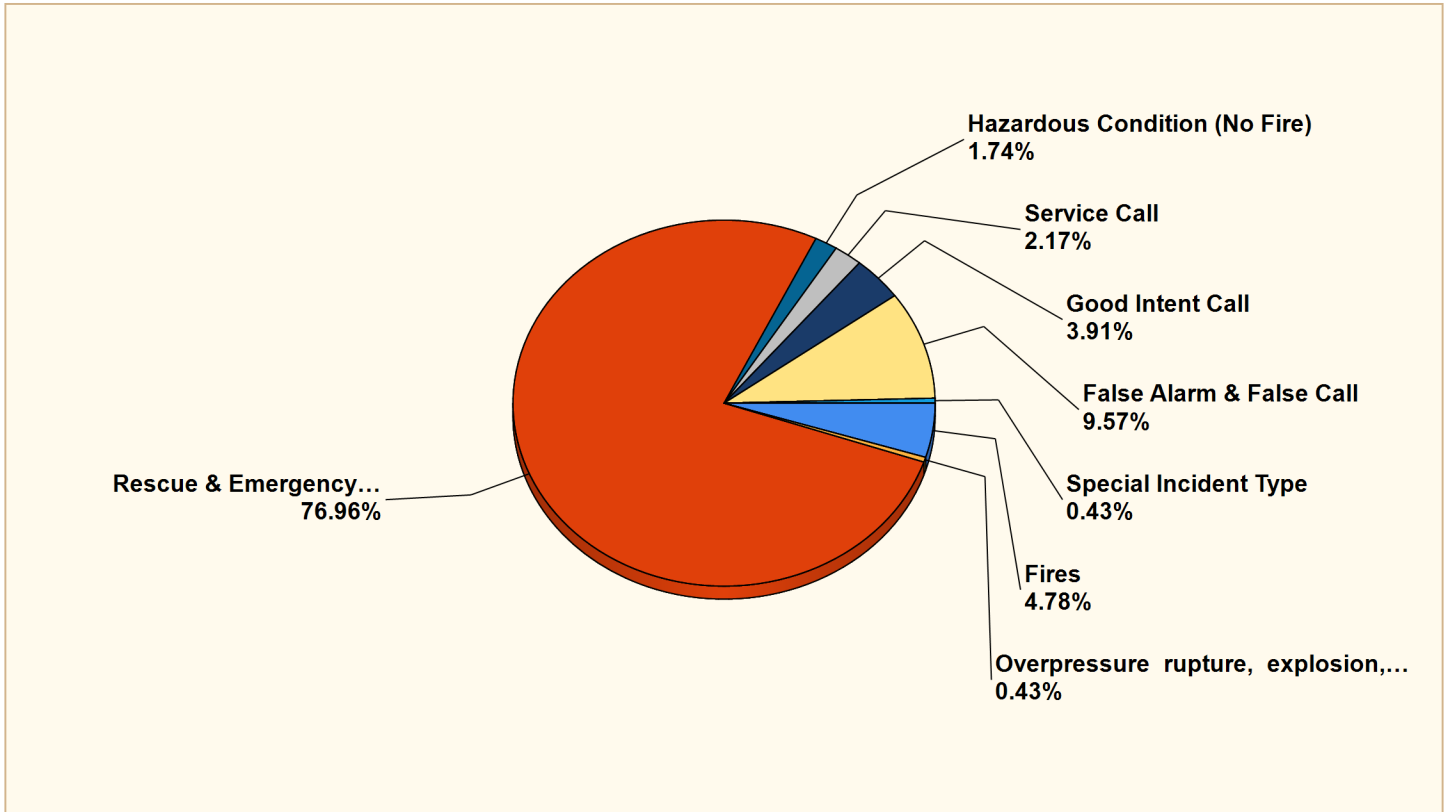
This report was generated on 7/5/2022 8:13:54 AM

**CROSSVILLE**



## Breakdown by Major Incident Types for Date Range

Zone(s): All Zones | Start Date: 06/01/2022 | End Date: 06/30/2022



MAJOR INCIDENT TYPE	# INCIDENTS	% of TOTAL
Fires	11	4.78%
Overpressure rupture, explosion, overheating - no fire	1	0.43%
Rescue & Emergency Medical Service	177	76.96%
Hazardous Condition (No Fire)	4	1.74%
Service Call	5	2.17%
Good Intent Call	9	3.91%
False Alarm & False Call	22	9.57%
Special Incident Type	1	0.43%
<b>TOTAL</b>	<b>230</b>	<b>100%</b>

Only REVIEWED and/or LOCKED IMPORTED incidents are included. Summary results for a major incident type are not displayed if the count is zero.



### Detailed Breakdown by Incident Type

INCIDENT TYPE	# INCIDENTS	% of TOTAL
111 - Building fire	1	0.43%
118 - Trash or rubbish fire, contained	1	0.43%
131 - Passenger vehicle fire	5	2.17%
140 - Natural vegetation fire, other	1	0.43%
142 - Brush or brush-and-grass mixture fire	1	0.43%
151 - Outside rubbish, trash or waste fire	2	0.87%
243 - Fireworks explosion (no fire)	1	0.43%
311 - Medical assist, assist EMS crew	1	0.43%
321 - EMS call, excluding vehicle accident with injury	159	69.13%
322 - Motor vehicle accident with injuries	13	5.65%
324 - Motor vehicle accident with no injuries.	1	0.43%
350 - Extrication, rescue, other	2	0.87%
356 - High-angle rescue	1	0.43%
440 - Electrical wiring/equipment problem, other	1	0.43%
445 - Arcing, shorted electrical equipment	1	0.43%
462 - Aircraft standby	1	0.43%
463 - Vehicle accident, general cleanup	1	0.43%
522 - Water or steam leak	1	0.43%
550 - Public service assistance, other	1	0.43%
551 - Assist police or other governmental agency	2	0.87%
553 - Public service	1	0.43%
600 - Good intent call, other	4	1.74%
611 - Dispatched & cancelled en route	2	0.87%
622 - No incident found on arrival at dispatch address	1	0.43%
631 - Authorized controlled burning	1	0.43%
651 - Smoke scare, odor of smoke	1	0.43%
710 - Malicious, mischievous false call, other	1	0.43%
734 - Heat detector activation due to malfunction	1	0.43%
735 - Alarm system sounded due to malfunction	2	0.87%
736 - CO detector activation due to malfunction	1	0.43%
740 - Unintentional transmission of alarm, other	1	0.43%
743 - Smoke detector activation, no fire - unintentional	2	0.87%
744 - Detector activation, no fire - unintentional	1	0.43%
745 - Alarm system activation, no fire - unintentional	13	5.65%
911 - Citizen complaint	1	0.43%
<b>TOTAL INCIDENTS:</b>	<b>230</b>	<b>100%</b>

### Burn Permits for June 2022

Total: 166

Only REVIEWED and/or LOCKED IMPORTED incidents are included. Summary results for a major incident type are not displayed if the count is zero.





# Crossville Fire Dept.

Crossville, TN

This report was generated on 7/5/2022 8:10:52 AM

**CROSSVILLE**



## Daily Log Items per Activity Code for Date Range with Personnel

Activity Codes: Water Log - Commercial Water Log | Start Date: 06/01/2022 | End Date: 06/30/2022

### Water Log - Commercial Water Log

START DATE	END DATE	DURATION (hh:mm)	STATION	APPARATUS	PERSONNEL	NOTES
06/03/2022 15:30:00	06/03/2022 15:30:00	0:00			Newby, Clifford Creed	750 GALLON SCOTT TAYLOR
06/10/2022 15:39:00	06/10/2022 15:39:00	0:00	ST2 - CFD Station 2		Edwards , Kevin	Eliza Meadows Beginning Reading 292300 Ending Reading 292600 Total gallons: 300
06/14/2022 11:47:00	06/14/2022 11:47:00	0:00			Earhart, Donald E	Cahaba Forestry 2100 Gal.
06/15/2022 16:33:00	06/15/2022 16:43:00	0:10			Smith , David	Cahaba 299500 301400
06/15/2022 19:31:00	06/15/2022 19:31:00	0:00			Mangas, Jeremy	Cahaba Forestry 4800 Gallons
06/19/2022 18:16:00	06/19/2022 18:30:00	0:14	ST2 - CFD Station 2		Edwards , Kevin	Rogers Group Beginning reading 302400 Ending reading 306400 usage 4000 gallons
06/19/2022 20:21:00	06/19/2022 20:21:00	0:00	ST2 - CFD Station 2		Edwards , Kevin	Calabra beginning 306400 ending 307200 usage 800 gallons
06/19/2022 20:25:00	06/20/2022 06:08:00	9:43	ST2 - CFD Station 2		Edwards , Kevin	Rogers group beginning 307200 ending 309400 usage 2200 gallons
06/22/2022 09:36:00	06/22/2022 09:36:00	0:00			Stone, Kenneth	S&W Contracting  200 gallons
06/22/2022 12:00:00	06/22/2022 12:00:00	0:00			Gibson, Trevor	S&W Contracting 200 gal
06/22/2022 14:00:00	06/22/2022 14:01:00	0:01			Gibson, Trevor	S&W Contracting 200 Gal.
06/22/2022 17:08:00	06/22/2022 17:08:00	0:00			Gibson, Trevor	S&W Contracting 200 Gal.
06/23/2022 06:13:00	06/23/2022 06:13:00	0:00			Gibson, Trevor	Roger's Group 500 gal
06/28/2022 06:54:00	06/28/2022 06:54:00	0:00			Mangas, Jeremy	450 gallons Rogers Group
06/29/2022 06:19:00	06/29/2022 06:19:00	0:00	ST2 - CFD Station 2		Edwards , Kevin	Rogers Group 600 gallons
06/30/2022 06:05:00	06/30/2022 06:05:00	0:00			Smith , Thomas	Rodgers Group 400 Gallons

**Total Items: 16**

**Grand Total Items: 16**

Displays all Daily Log Items with personnel list for DATE RANGE and ACTIVITY CODE, grouped by Activity Code



	<b>Consumption</b>	<b>Water loss - flushing</b>	<b>Water loss - leaks</b>	<b>Water loss-fire fighting</b>	<b>Total Internal Use</b>	<b>Unaccounted-for Water</b>	<b>Pumped Water</b>	<b>LOSS %</b>
<b>2021</b>								
January	93,463,400	22,070	7,649,781	5,800	7,677,651	27,692,849	128,833,900	21%
February	94,206,800	78,088	2,356,689		2,434,777	20,589,923	117,231,500	18%
March	94,540,400	40,343	3,181,332	50,000	3,271,675	27,561,625	125,373,700	22%
April	86,949,700	133,423	1,802,149	9,000	1,944,572	25,838,128	114,732,400	23%
May	101,064,800	44,602	11,929,620	5,730	11,979,952	14,773,648	127,818,400	12%
June	112,233,100	471,537	4,288,911	3,200	4,763,648	8,284,552	125,281,300	7%
July	107,026,900	111,999	2,235,582	15,500	2,363,081	13,768,719	123,158,700	11%
August	103,218,000	671,324	3,817,170	120,300	4,608,794	17,637,706	125,464,500	14%
September	115,996,500	119,932	3,178,193	725	724,475	1,888,425	118,609,400	2%
October	104,282,500	56,059	3,100,908	3,100	3,160,067	9,959,133	117,401,700	8%
November	103,687,800	125,744	2,893,068	15,200	3,034,012	2,342,088	109,063,900	2%
December	99,522,100	170,214	2,088,450	21,150	2,279,814	5,623,866	107,425,800	5%
<b>2022</b>								
January	96,480,200	81,734	1,193,520	26,300	1,301,554	19,108,113	116,889,867	16%
February	85,713,300	90,186	6,599,655	18,800	6,708,641	8,226,759	100,648,700	8%
March	99,417,600	50,686	1,768,173	6,250	1,825,109	7,587,191	108,829,900	7%
April	91,940,100	532,444	1,085,494	29,850	1,647,788	14,340,712	107,928,600	13%
May	92,160,900	272,159	5,094,446	1,450	5,368,055	29,512,045	127,041,000	23%
June	102,704,000	287,416	3,408,224	19,600	3,715,240	27,613,460	134,032,700	21%
July								
August								
September								
October								
November								
December								
<b>TOTAL:</b>								
6 mos	568,416,100	1,314,626	19,149,512	102,250	20,566,387	106,388,280	695,370,767	15%
12 mos	1,202,149,900	2,569,898	36,462,883	278,225	36,736,630	157,608,217	1,396,494,767	11%

# Utility Maintenance

## Jun-22 Monthly Report

<b><u>Locations:</u></b>	420
<b><u>Backflows Tested:</u></b>	29
<b><u>Grinder Pumps Sold:</u></b>	7
<b><u>Preliminary Inspections:</u></b>	5
<b><u>Final Inspections:</u></b>	2
<b><u>Replacement Pumps</u></b>	1
<b><u>Grinder Pumps Repairs</u></b>	30
<b><u>Meter:</u></b>	
Turn-Ons	34
Turn-Offs	26
Occupant Changes	72
Reinstates	27
Checks, Replacement, Repair	37
Water Taps	6
Main Line Leaks	2
Service Repairs	4
<b><u>Total Water Loss:</u></b>	1,177,600.4 gals.
<b><u>Sewer Taps</u></b>	9
<b><u>Sewer Line Repairs</u></b>	3
<b><u>Graves</u></b>	6
<b><u>Pipe Installed</u></b>	170' of 3/4" copper
	14' of 6" PVC
	63' of 4" PVC
	2' of 12" PVC
	161' of 2" HDPE

### Monthly Summary

Replaced approximately 37 - 3/4" water meters due to meter or AMR malfunctioning  
 Read meters, Did service orders and customer complaints

Grinder pump preventative maintenance, 137 cleaned/checked  
Changed valves back around in water system that were turned due to water plant problems in  
Tested 29 backflows devices  
Made a road bore on Miller Ave. in front of Martin elementary for crosswalk  
Flushed out and put in service a new section of 16" water main on Interstate Drive

**Water leaks repaired:**

57 Mary Mount Drive 6"PVC  
47 Scarlett Drive 3/4 Service Tubing  
81 Sheree Street 3/4 Galvanized  
1390 Hwy70 East 6" PVC  
Stout Drive at Buc-ee's meter pit

**Water Taps:**

543 Hollytree Drive L.17 Irrigation  
1999 East 1st Street  
2005 East 1st Street  
2051 East 1st Street  
50 Skyview Meadow Drive  
1345 Taylors Chapel Road  
26 McLarty Lane

**Sewer Taps**

1999 East 1st Street  
2005 East 1st Street  
2051 East 1st Street  
50 Skyview Meadow Drive  
2819 Cook Road  
2831 Cook Road  
2801 Cook Road  
2795 Cook Road  
488 Old Lantana Road

**Sewer Line Repairs:**

Corner of Hwy.127 North and Charleston Plantation  
Interstate Drive by Duncan's

**Grinder pump finals**

171 Oakmont Way  
41 Riverview Court

**Grave Services**

Michelle Lee Walton  
Rick Adcox  
Faye Garrison  
Donald Termont  
Litton Thurman  
Verdia Henderson

### **Next Months Forecast**

Replace AMR meters & ERTs as needed  
Do water & sewer taps & graves  
Repair Grinder pumps & cleanings & maint. checks  
Test Backflows  
Hydrant testing and/or maintenance  
Finish State Hwy bores for CUD  
Maybe start 6" water line at the Airport

# Permits Break Down Report

	City & County Mechanical	City & County Plumbing	City Commercial	City Residential	County Commercial	County Residential	House Moving	Land Disturbance Permits	Not Defined	Total Permits	County Fees Paid	City Fees Paid	Total Fees Paid
July 2021	18	27	3	7	1	19	1	5	0	81	\$17,322.00	\$10,970.50	\$29,667.50
August 2021	36	47	1	13	1	37	0	7	0	142	\$42,170.50	\$8,966.00	\$51,136.50
September 2021	31	34	2	13	2	22	0	4	0	108	\$29,097.50	\$14,695.00	\$43,792.50
October 2021	14	35	0	4	0	30	0	3	0	86	\$31,729.00	\$4,401.50	\$36,130.50
November 2021	19	36	0	10	0	28	0	2	0	95	\$32,358.00	\$8,445.50	\$40,803.50
December 2021	38	67	1	5	1	62	0	7	0	181	\$72,614.50	\$7,681.00	\$80,295.50
January 2022	26	49	4	3	0	47	0	1	0	130	\$50,176.00	\$5,656.00	\$55,832.00
February 2022	22	23	2	14	0	11	0	3	0	75	\$13,290.00	\$9,831.00	\$23,946.00
March 2022	17	38	3	7	0	31	0	1	0	97	\$35,203.00	\$10,198.00	\$45,401.00
April 2022	36	37	1	6	2	32	0	2	2	118	\$35,512.00	\$7,838.00	\$44,567.00
May 2022	21	45	0	24	3	25	0	1	0	119	\$31,348.00	\$17,799.00	\$49,147.00
June 2022	35	31	1	7	0	28	1	5	2	110	\$32,119.00	\$6,063.00	\$39,657.00
<b>Total</b>	<b>313</b>	<b>469</b>	<b>18</b>	<b>113</b>	<b>10</b>	<b>372</b>	<b>2</b>	<b>41</b>	<b>4</b>	<b>1342</b>	<b>\$422,939.50</b>	<b>\$112,544.50</b>	<b>\$540,376.00</b>

From 06/01/2022 to 06/30/2022

## Engineering Projects Report July 8, 2022

Project	Current Status	Dates
<b>TDOT 127 South Utility Relocation</b>	The project has been bid but TDOT has not awarded the project.	Bid Letting June 17, 2022
<b>TDOT 127 North Utility Relocation Section 1</b>	The utilities for this project are 34% financially complete as of June 20th. None of the Installed utilities have been tested.	Target Completion Date June 30, 2025
<b>TDOT 127 North Utility Relocation Section 4 (Fentress Cumberland County Line)</b>	The Contractor has submitted all submittals for materials and will start installation next week.	Target Completion Date August 31, 2026
<b>TDOT 127 North Utility Relocation Section 2</b>	The Engineer has begun the preliminary design and the City has received the signed contract with TDOT.	Bid Letting December 12, 2023
<b>TDOT 127 North Utility Relocation Section 3</b>	The Engineer has begun the preliminary design and the City has received the signed contract with TDOT.	Bid Letting December 12, 2023
<b>Northwest Connector Phase 3</b>	The utilities for this project are 53% financially complete as of June 20th. The gravity sewer is active on the east end and the waterline is active from the east end to VF mall.	Total Completion Date July 21, 2023 Finish from Genesis To Stout May 31, 2022
<b>Northwest Connector Phase 2 Downtown Sidewalks</b>	All appraisals work has been completed and the City is in the process of acquiring property. TDOT has requested the NEPA (National Environmental Policy Act) Document be updated. This process is a six month long process.	Bid Letting 2023
<b>Old Lantana Road, County Seat and Southbend Waterline Replacement</b>	The City has reviewed the plans and the Engineer is revising the plans. A construction start date will be established once the easements are acquired.	
<b>Bridges for Trails at Meadow Park Quail Hollow Court</b>	The gas line has been installed across the bridge abutments and we are awaiting final gas line cleanup before bidding the bridge. The Exhibit "A" document required for the sale of the property will be updated when the Airport Layout Plan is updated during this year.	
<b>Main Street and Lantana Traffic Signal Replacement</b>	This project has been bid and is awaiting bid approval.	
<b>Fourth Street and West Avenue Traffic Signal Replacement</b>	The City has received a draft set of ROW plans. A utility coordination meeting is forthcoming. This project has low priorities because the City will not have STP funds to fund construction for three to five years.	
<b>Meadow Park Water Filtration Plant Sewer Project</b>	The Engineer has created the exhibits for the easements. The City is in the process of acquiring the easements.	Schedule will be forthcoming
<b>Raw Water Study (Meadow Park Lake Expansion)</b>	BDY will start the stream evaluation/grading next week.	
<b>Airport Obstruction Removal</b>	This project is out for bid.	
<b>Underwood Street Sidewalk</b>	Acquisition documents have been turned over to the City Attorney so that City Staff can negotiate the acquisitions.	
<b>Tulip Drive Sewer Installation</b>	The plans are complete and the City is awaiting the payment of the fees.	
<b>Airport ALP</b>	The aircraft counter has been installed and the contract has been extended for one year.	
<b>Meadow Park Water Filtration Master Meters</b>	the meters are functioning and the factory representative will perform the startup next week.	Contract Completion August 28, 2021
<b>Industrial Blvd and Highway 127 Intersection Waterline Rehab</b>	This project is out for bid.	
<b>Deer Creek Sewer</b>	HOA of Deer Creek has renewed their sewer permit and they are discussing options for connecting to the City Sewer system.	
<b>TDOT SR 1 Highway 70 Bridge Replacement (Sparta Highway) Utility Relocation</b>	We are awaiting the bid letting. All plans and specifications have been delivered to TDOT.	Bid Letting May 13, 2022 <b>DELAYED</b>
<b>TDOT SR 24 Highway 70 North Bridge Replacement Utility Relocation</b>	The Engineer is developing the utility relocation plan. TDOT is working out clearance issues with TVA lines and this project's timeline will grow.	Bid Letting August 19, 2022
<b>CoLinX Fire Pump and Tank System</b>	All upgrades have been completed. Capping the line to the tank is all that remains in order to disconnect the tank and the pump. CoLinX has been paid the full approved amount.	
<b>Little Obed Pedestrian Bridge</b>	The CDBG grant application has been submitted. The City is moving forward with the bridge design utilizing the Three Star grant. The geotech has been completed and the design is 95% completed.	
<b>Meadow Park Water Filtration Transfer Pumps</b>	The Contractor has installed the new pump and it is functioning. The two existing pumps will be pulled separately and rebuilt.	
<b>Miller Avenue Crosswalk</b>	The Contractor has installed the poles and signal heads. The signal controller is on back order and will not be shipped until mid August. The street Department has started the construction of the sidewalk.	
<b>Airport PAPI Replacement</b>	All TDOT contracts have been executed and the Contractor is in the process of executing their contract.	
<b>High Mast Light Replacement on Peavine Interchange</b>	The Contractor has ordered the pole.	
<b>Meadow Park Kayak Launch</b>	The project has been awarded and the City will start replacing the dock, in the area of the launch, next week.	
<b>Site Construction for Airport Box Hangars</b>	The plans have been approved by TDEC and the Street Department will be starting the excavation work very soon.	
<b>Private Developments</b>		
<b>The Gardens Phase 8 Plat 3</b>	The Final Plat has been approved by the Planning Commission. All utilities have been approved. Paving, base stone and curbing are remaining items to be completed.	
<b>The Gardens Phase 8 Plat 4</b>	The Final Plat has been approved by the Planning Commission. All utilities have been approved. Work has not started on the road.	
<b>Sky View Meadow Subdivision Phase 2</b>	Phase 2 of this development is completed.	

## **Airport Committee Meeting Report from FBO: July 11, 2022**

May Fuel Flow: 9,073 gallons  
Avgas: 3,239 gallons  
Jet A: 5,834 gallons

**June Fuel Flow: 11,804 gallons**  
**Avgas: 3,410 gallons**  
**Jet A: 8,394 gallons**

Last June Fuel Flow: 13,130 gallons  
Avgas: 3,379 gallons  
Jet A: 9,751 gallons

Fuel sales were up from May but down 10% over June 2021. With record high fuel costs, sales continue to hold steady.

We flew 185.6 hours on the flight training aircraft in Crossville in June, which was slightly higher than May. Overall flight-training activity continues to remain strong at Crossville and our other locations. The CCHS contract did not operate for the last half of the month due to the fiscal year end closing but we still had a busy month. We expect July to be a very busy month with students having more time to fly in the summer. The Redbird Simulator is fully operations and available for pilots to use for instrument training.

Jason Zwart, one of our aircraft mechanics completed factory training on Diamond Aircraft including the diesel-powered engine. Greg Livingston is attending Continental Turbo Diesel engine training at the factory in Mobile, AL in July.

Breonna Inman passed her private pilot check ride this week to become the first certified pilot from our CCHS program. Expect an article in the Chronicle in the next few days. We have several more check rides scheduled in the next 30 days. Breonna is also now working for us part time at the front desk.



6 Months interest in December and May  
Principal payment in May

			11/30/2021	Due May		6/30/2022
	PAY	INT	LOAN	PRINCIPAL	INTEREST	LOAN
	OUT	RATE	BALANCE	PAYMENT	PAYMENT	BALANCE
GENERAL FUND						
				May-22		
E-911	2024	Variable	\$ 193,000	\$ 63,000	\$ 5,800	\$ 130,000
2020 Series A1 Bonds	2037	4.00%	\$ 3,965,000	\$ 60,000	\$ 50,727	\$ 3,905,000
2020 Series B Bonds	2028	4.27%	\$ 1,915,000	\$ 265,000	\$ 12,046	\$ 1,650,000
2020 Series A2 Bonds	2037	3.00%	\$ 1,165,000	\$ 60,000	\$ 15,112	\$ 1,105,000
			\$ -	\$ -	\$ -	\$ -
			<u>\$ 7,238,000</u>	<u>\$ 448,000</u>	<u>\$ 83,685</u>	<u>\$ 6,790,000</u>
Water & Sewer Fund						
2020 Series C Bonds	2050	4.00%	\$ 29,905,000	\$ 545,000	\$ 703,766	\$ 29,360,000
Catoosa's Share			\$ (5,821,326)	\$ (106,090)	\$ (136,995)	\$ (5,715,236)
			\$ 24,083,674	\$ 438,910	\$ 566,771	\$ 23,644,764
2020 Series D Bonds	2027	4.19%	\$ 1,230,000	\$ 200,000	\$ 12,140	\$ 1,030,000
			<u>\$ 25,313,674</u>	<u>\$ 638,910</u>	<u>\$ 578,911</u>	<u>\$ 24,674,764</u>
CATOOSA						
2020 Series C Bonds	2050	4.00%	\$ 5,821,326	\$ 106,090	\$ 136,995	\$ 5,715,236
5/20/2021 RUD Plateau tank 40 yrs	2061	1.75	\$ 888,717	\$ 15,544	\$ 15,428	\$ 873,173
			<u>\$ 6,710,043</u>	<u>\$ 121,634</u>	<u>\$ 152,423</u>	<u>\$ 6,588,409</u>
<b>TOTALS (WATER &amp; SEWER FUND)</b>			<u><b>\$ 32,023,717</b></u>	<u><b>\$ 760,544</b></u>	<u><b>\$ 731,334</b></u>	<u><b>\$ 31,263,173</b></u>
					<u>TOTAL</u>	\$ 38,053,173

**Water/Sewer Fund**

	<b>Grant</b>	<b>Local</b>	<b>Total</b>	<b>Money Spent</b>	<b>Money Received</b>	<b>To Be Received</b>
Catoosa water tank - Hwy. 127N	\$160,500.00	\$1,309,500.00	\$1,470,000.00	\$1,358,962.00	\$1,358,962.00	
Sewer Rehab	\$525,060.00	\$216,995.00	\$742,055.00	\$ 742,055.00	\$ 525,060.00	

**General Fund**

	<b>Grant</b>	<b>Local</b>	<b>Total</b>	<b>Money Spent</b>	<b>Money Received</b>	<b>To Be Received</b>
Bulletproof vests	\$36,781.44	\$36,781.44	\$73,562.88	\$63,932.12	\$36,793.78	
Alcohol Saturation-2019	\$25,000.00	\$0.00	\$25,000.00			
Drug Task Force Overtime	\$18,000.00	\$0.00	\$18,000.00			
Airport Maintenance 21-22	\$15,000.00	\$0.00	\$15,000.00	\$9,932.69	\$9,436.06	
Airport Layout Plan	\$190,000.00	\$10,000.00	\$200,000.00	\$28,492.59	\$ 19,601.36	
Airport Lighting Rehab	\$34,865.00	\$ 1,835.00	\$36,700.00	\$ 30,347.81	\$ 30,347.81	
Downtown Sidewalks/Lights	\$1,299,651.36	\$324,912.84	\$1,624,564.20			
Northwest Connector 3	\$1,006,137.00	\$251,534.00	\$1,257,671.00	\$ 1,266,050.21	\$ 1,017,185.37	
Northwest Connector 2	\$458,648.00	\$114,662.00	\$573,310.00	\$204,126.03	\$163,300.82	
Three Star 21-23	\$50,000	\$ -	\$40,000			
Avigation Easements	\$49,295	\$ 1,805.00	\$51,100	\$35,750.00	\$35,750.00	
Obstruction Clearing Env. Assessment	\$29,600	\$ -	\$29,600			
Terminal Bldg. Design	\$ 18,900.00	\$ -	\$ 18,900.00		\$ -	
PE Partners Safety Grant	\$3,000.00	\$3,000.00	\$6,000.00	\$5,358.42	\$2,679.21	
ARPA	\$3,494,988.00	\$0.00	\$3,494,988.00	\$4,000.00	\$1,747,493.93	\$4,000.00