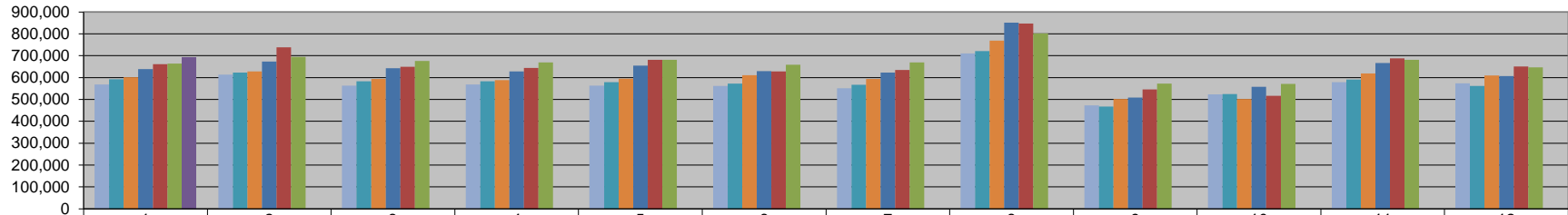
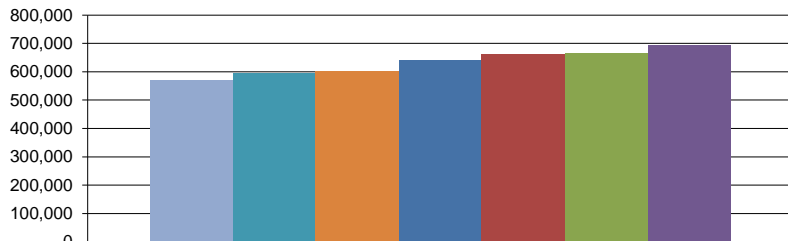


### Sales Tax



	1	2	3	4	5	6	7	8	9	10	11	12
FY 12/13	568,911	613,425	563,223	567,870	563,266	562,049	550,910	710,120	472,502	523,568	579,342	574,079
FY 13/14	592,201	622,250	583,383	583,302	578,810	571,889	566,907	720,995	468,129	524,484	590,302	562,391
FY 14/15	601,996	627,721	593,548	587,893	595,353	610,479	594,131	768,882	502,422	502,612	618,980	609,073
FY 15/16	639,340	673,495	642,074	627,579	655,121	629,502	622,916	851,452	508,499	558,191	666,159	606,228
FY 16/17	661,460	738,232	648,935	643,501	680,608	627,480	634,569	846,643	545,448	516,060	687,242	650,129
FY 17/18	663,772	694,952	676,225	669,557	681,142	658,565	668,878	801,559	571,706	570,424	680,699	646,303
FY 18/19	692,809											

### Sales Tax Revenue



	FY YTD
FY 12/13	568,911
FY 13/14	592,201
FY 14/15	601,996
FY 15/16	639,340
FY 16/17	661,460
FY 17/18	663,772
FY 18/19	692,809

#### \*COLLECTIONS IN THE CITY OF CROSSVILLE

State of TN Cost of Administration	1.125%	1,415,539.31
Net Collections (sent to trustee's office)		15,924.82
		1,399,614.49

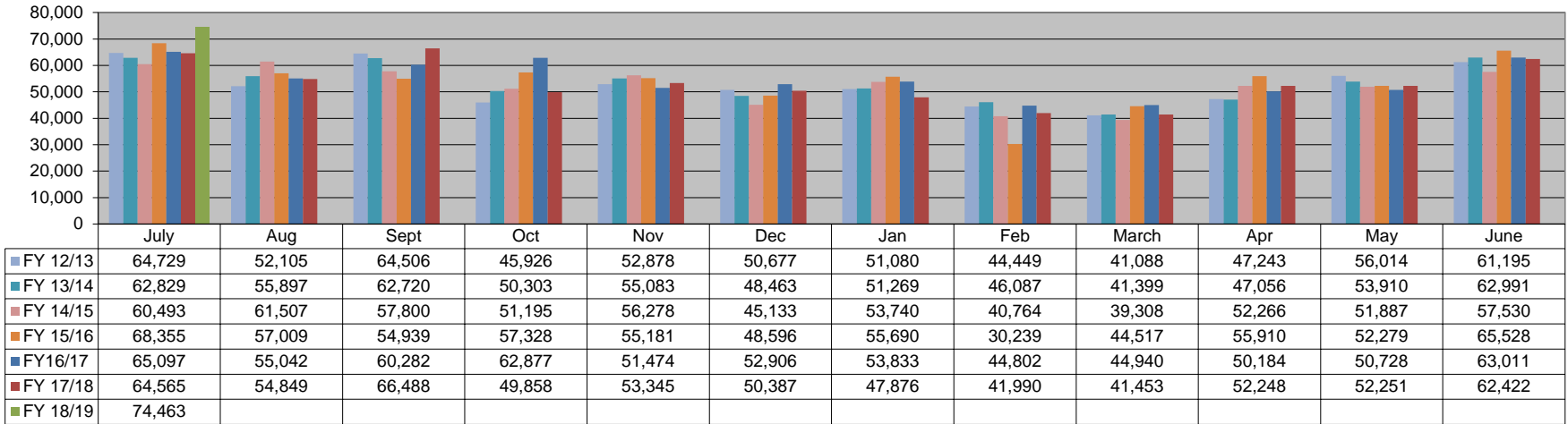
Trustee of Cumberland County	1%	13,996.14
Net To Be Distributed		1,385,618.35

#### CITY OF CROSSVILLE SPLIT

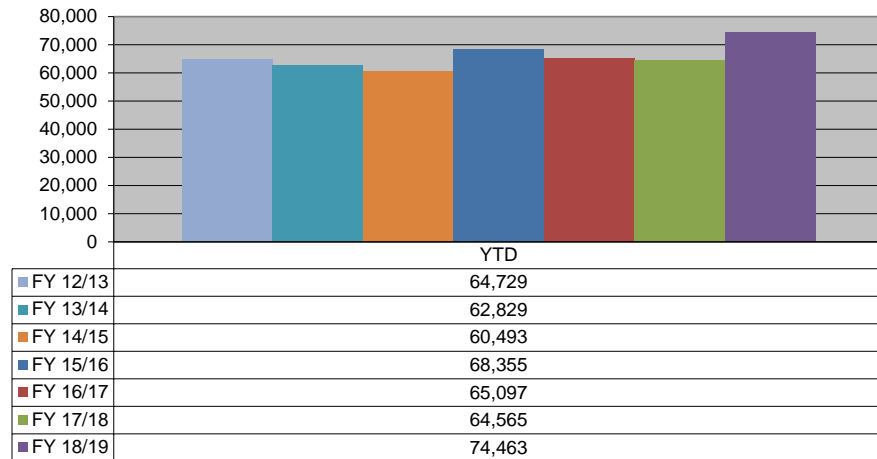
Check to City of Crossville	\$692,809.18
Check to Cumberland County Board of Education	\$692,809.17

\*Totals reported in July, but actually collected in May

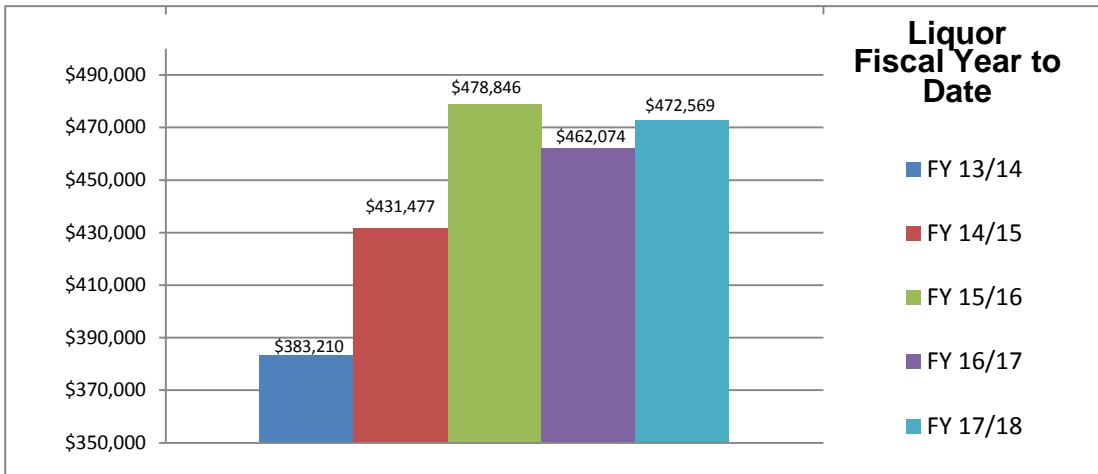
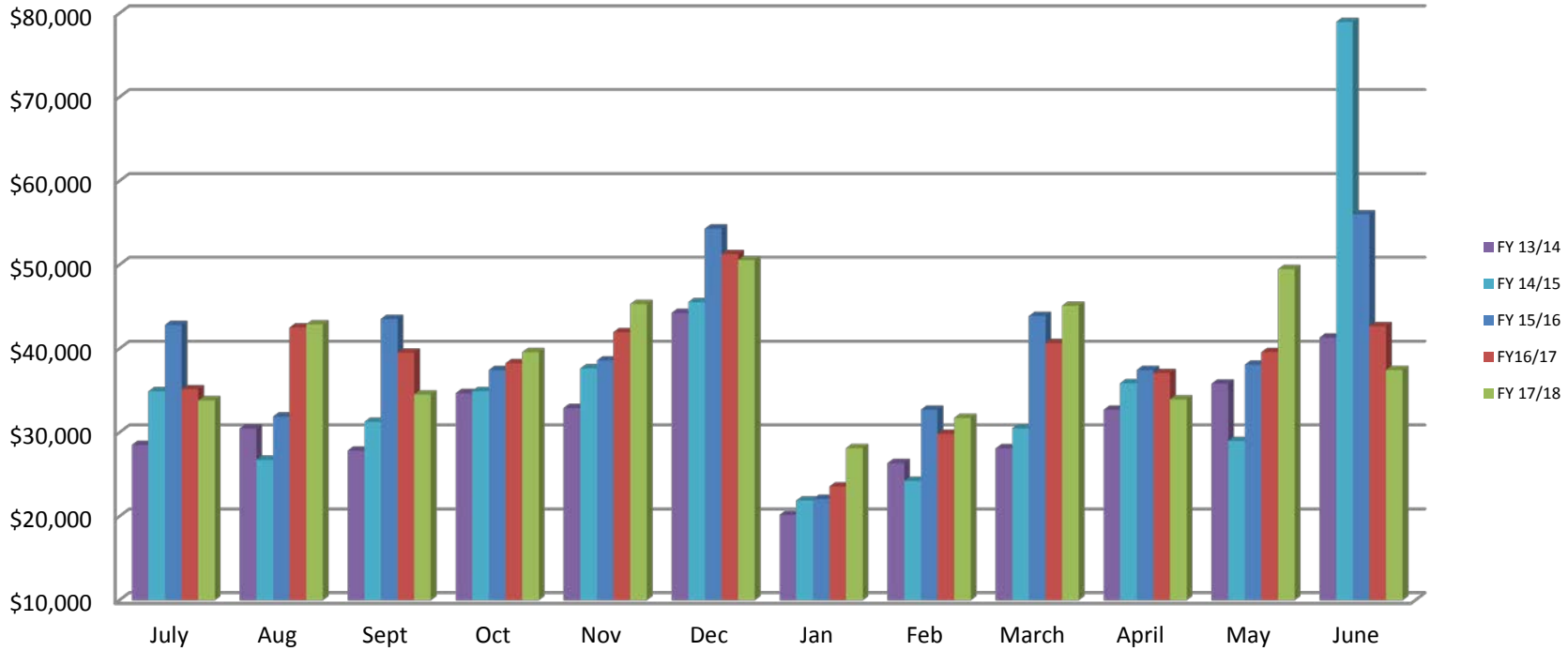
### Wholesale Beer Tax



### Wholesale Beer Tax Revenue



## Liquor Income



# CROSSVILLE POLICE

## Weekly Stats Report

WEEK ENDING		July		2018	
	TOTAL		TOTAL		TOTAL
CITATIONS		OFFENSES		ARRESTS	
Run stop sign	1	Theft from Building	3	Drug Violation	14
Speeding	14	Theft from Vehicle	16	Drug Equipment	7
Seatbelt violation	5	Theft of Vehicle Parts	3	DOR/DOS/No DL	21
Child restraint violation	1	Fraud	9	Warrant	44
Ran Traffic Light	6	Forgery	1	DUI	4
Registration Violation	10	Counterfeit	2	Viol. Implied Consent	2
Open Container	2	Assault	3	Shoplifting	5
Light Law Violation	8	Theft all other	4	Domestic Assault	10
Insurance Violation	29	Burglary	9	Impersonation	2
Improper Lane	6	Vandalism	8	Public Intoxication	24
No DL	1	Kidnapping	1	Disorderly Conduct	3
Due Care	1	Shoplifting	5	Resisting/Evading	7
		Forcible Fondling	2	Violation of OP	6
		Weapons Law Violation	1	Reckless Endangerment	2
		Vehicle Theft	3	Weapons Law Violation	1
Speed Warnings	2	TOTAL	70	Liquor Law Violation	2
TOTAL	86	WARNINGS	6	TOTAL	154
JUV CITATIONS		JUV ARRESTS		PARKING TICKETS	
Ran Traffic Light	1	Runaway	1	TOTAL	0
Insurance Violation	1			ACCIDENTS	
				With Injury	10
				Without Injury	25
				Minor Accident	71
TOTAL	2	TOTAL	1	TOTAL	106

- \* July 4th- Pro Troop Rally, K-9 Demo, Children's Parade and security and traffic control for the Fireworks.
- \* July 6th- Rock the Block road closure before it was rained out.
- \* July 21st- Waterfest at Meadow Park Lake
- \* July 23rd- 25th Sgt. Lester and Ptl. Sherrill attended FTO Instructor Class in Williamson County.
- \* July 27th- THSO event in Estill Springs, TN.
- \* July 28th- Provided crowd control and road closure for the Crusie In.
- \* July 29th- August 3rd Sgt. Hancock attended Instructor Development Training at Chattanooga State.

# CROSSVILLE FIRE DEPARTMENT

## Monthly Statistics Report

	A	B	C	D	E	F	G	
1	<b>MONTHLY FIRE REPORT</b>						Jul-18	RCS
2								
3	<b>RESPONSES</b>		<b>INSPECTIONS</b>		<b>Public Education</b>			
4	Structure fires	1			Church Events			
5	Vehicle fires	1	Construction		Fire Lectures			
6	Vehicle accidents	20	Final		Department Tours			
7	First Responder with transport by CCEMS	133	Complaints		School Events			
8	First Responder without transport	35	Home safety		Static Displays			
9	Hazardous Conditions	8			Extinguisher training			
10	False calls	27			CPR Training			
11	Service calls	2						
12	Brush/trash fires	5						
13	Smoke scare	4	TOTAL					
14	Cooking Fire							
15			<b>Training</b>					
16			Specialized					
17			Seminars					
18			In-service					
19	TOTAL	236			TOTAL			
20			TOTAL					
21	<b>Fire Loss dollar value</b>				<b>Burning Permits</b>		138	
22	Structure fire loss		<b>Arson Management</b>		issued			
23	Vehicle fire loss		Fire Investigations		<b>OTHER ACTIVITY</b>			
24	other fire loss		Explosives/bomb					
25			Arsons/Suspicious					
26			Arrests		TOTAL		138	
27	TOTAL		TOTAL					
28	July 4 - Ladder Truck Rolling Thunder.							
29	July 15 - Ladder Truck w/flag at 278th Deployment.							
30	July 16 - Fire Truck at Cumberland Fellowship.							
31	July 18 - Spray kids at Bible Baptist.							
32	July 21 - Fire Truck at Waterfest.							
33								
34								
35								

	<b>CONSUMPTION</b>	Water loss - flushing	Water loss - leaks	Water loss-fire fighting	<b>Total Internal Use</b>	<b>Unaccounted for water</b>	<b>PUMPED WATER</b>	<b>LOSS %</b>
2017								
January	83,687,800	58,879	7,391,568		7,450,447	22,355,353	113,493,600	20%
February	83,480,000	105,600	4,323,834		4,429,434	9,052,566	96,962,000	9%
March	79,536,700	1,351,950	1,371,660	100,000	2,823,610	23,253,990	105,614,300	22%
April	76,775,800	26,783	1,345,596		1,372,379	25,715,821	103,864,000	25%
May	85,100,900	99,772	1,483,561		1,583,333	27,138,067	113,822,300	24%
June	90,267,900	75,354	2,343,306		2,418,660	18,538,440	111,225,000	17%
July	91,853,400	228,601	2,744,082		2,972,683	22,784,217	117,610,300	19%
August	93,523,500	234,809	1,106,208		1,341,017	19,341,384	114,205,900	17%
September	94,805,400	350,039	1,232,926		1,582,965	9,649,635	106,038,000	9%
October	86,593,500	342,257	967,770		1,310,027	21,769,973	109,673,500	20%
November	90,371,300	241,890	1,700,320		1,942,210	12,341,490	104,655,000	12%
December	84,109,700	644,848	2,215,173		2,860,021	21,702,979	108,672,700	20%
TOTAL	1,040,105,900	3,760,781	28,226,005	100,000	32,086,786	233,643,915	1,305,836,600	18%
2018								
January	88,114,500	1,978,358	1,272,890	60,000	3,311,248	40,696,952	132,122,700	31%
February	92,164,600	5,904	3,749,588	65,000	3,820,492	9,054,908	105,040,000	9%
March	80,217,300	34,375	1,929,024	145,000	2,108,399	29,884,501	112,210,200	27%
April	80,489,000	86,729	1,233,996	2,000	1,322,425	26,231,575	108,043,000	24%
May	83,464,600	681,483	429,676		1,111,159	33,736,841	118,312,600	29%
June	93,994,400	152,880	2,693,928		2,846,808	16,951,792	113,793,000	15%
July	92,933,800	461,753	1,124,995	5,000	1,591,748	27,008,152	121,533,700	22%
August								
September								
October								
November								
December								
TOTAL								
6 mos	523,263,700	1,423,124	11,161,207	217,000	12,801,031	142,867,769	678,932,500	21%
12 mos	1,060,781,600	5,215,324	19,656,494	277,000	25,148,518	268,370,182	1,354,300,300	20%

## 2018-2019 Building Permits

	County	City-Res	City-Comm	City & County Plumbing	Land Disturbance Permits	City & County Mechanical	Sign	House Moving	County Comm	County Fees Paid	City Fees Paid
July	19	12	7	30	2	10			3	\$22,862.50	\$18,040.50
August											
September											
October											
November											
December											
January											
February											
March											
April											
May											
June											
<b>Total</b>	<b>19</b>	<b>12</b>	<b>7</b>	<b>30</b>	<b>2</b>	<b>10</b>	<b>0</b>	<b>0</b>	<b>3</b>	<b>\$22,862.50</b>	<b>\$18,040.50</b>

## Engineering Projects Report August 9, 2018

Project	Current Status	Dates
<b>127 South Utility Relocation</b>	(No Change)The TDOT bid letting has been placed on hold by the Commissioner of TDOT.	
<b>Safe Routes to Schools Grant</b>	(No Change) We are waiting on the Federal Highway Administration to approve the closing documents for the project. The Construction is complete but the grant is open until FHWA signs off on the completion.	Completion is Forthcoming
<b>Northwest Connector Phase 3</b>	The Acquisitioner is acquiring property again.	Bid Letting December 2018
<b>Northwest Connector Phase 2</b>	(No Change)TDOT is starting the environmental phase. The City has not been released for acquisition or draft utility relocation design.	Bid Letting December 2018
<b>Downtown Sidewalks</b>	The City has been notified of the award of the Transportation Alternatives Program 80/20 grant. An update for the lighting will be forthcoming.	Award Bid February 2020
<b>Brookhaven Subdivision and Highland Lane Waterline Upgrade</b>	City staff met with the Engineer and the project will be moving forward. A schedule will be developed next week with a meeting to review this project's path and schedule.	Construction Start Fall 2018
<b>Holiday Drive, Lantana Estates and Fairyland Acres Waterline Replacement</b>	This project is complete and will be removed from this list.	Project Completion Soon
<b>Old Lantana Road, County Seat and Southbend Waterline Replacement</b>	City staff met with the Engineer and the project will be moving forward. A schedule will be developed next week with a meeting to review this project's path and schedule.	Construction Start Fall 2018
<b>Bridges for Trails at Meadow Park</b>	The Engineer has analyzed the poles from Centennial Park and determined that they can be used for a 37 foot span. The Engineer is moving forward with developing plans for the bridge.	
<b>Quail Hollow Court</b>	(No Change) City staff has started compiling information required by TDOT and the FAA for the sale of airport property. Once all information is approved by TDOT, we will be ready for the property owners to pay for a TDOT approved appraisal.	
<b>Site Development Grant</b>	The contractor has repaired his drill and work is progressing again. The projects appears to be ahead of the contracted schedule.	Project Finished November 2018
<b>2017 Water Treatment Plant Upgrades</b>	The contractor is installing the first of four sludge collection units in the basin at the Holiday plant. The manufacturing of this equipment has extended the time for this project. The contracted completion date is May 26.	Construction Complete August 2018
<b>Main Street and Lantana Traffic Signal Replacement</b>	The Engineer has presented the City with a review set of drawings. City Staff has reviewed the drawings and sent changes back to the Engineer. Final plans are being developed.	Bid Award October 2019
<b>Fourth Street and West Avenue Traffic Signal Replacement</b>	(No Change)TDOT has written an approval letter on the NEPA document and we are awaiting a notice to move forward with the design.	Bid Award September 2019
<b>Airport Pavement Rehabilitating</b>	The bids will be received August 22.	Construction Complete Mid Winter 2018
<b>2017 Sewer Rehab</b>	The pipe bursting is nearly complete on Deerfield and the contractor is moving toward the Harper, Fourth and Miller intersection.	Construction Complete September 1, 2018
<b>Meadow Park Water Filtration Plant Sewer Project</b>	The plans are 95% complete and a plans review meeting is forth coming. City staff is gathering information on the school pumps so that the pumping station at Meadow Park can be designed. Many easements will be required and it is doubtful if construction can start this calendar year.	Schedule will be forthcoming
<b>Raw Water Study</b>	The City is providing the Engineer with mapping and survey information. A request to the Army Corp for previous documentation has been submitted.	
<b>2017 Wastewater Treatment Plant Improvements</b>	W&O is on site and have the curtain installed in the basin. Remaining work includes piping to the basins and replacing four large valves in the main lift station. This project should be completed in the next six weeks. The sludge from the basins is drying on the pad and City staff is looking at disposal options.	Construction Completion September 18
<b>Garrison Park</b>	The Bid has been awarded and a start notification and schedule is forthcoming.	Schedule will be forthcoming
<b>Landfill Testing</b>	The well is in place and is being developed.	
<b>Meadow Park Pavilion</b>	City Staff has contacted the supplier for specification for the completion of the bid package.	
<b>Private Developments</b>		
<b>The Gardens Phase 8 Subdivision Plat 1</b>	(No Change) All utilities are installed and accepted. The road has not been constructed.	
<b>Waverley Place and Tree House Plantations Subdivision</b>	(No Change) Water and sewer plans have been submitted to TDEC.	
<b>Panther Valley Subdivision</b>	(No Change) All utilities are installed and accepted. Construction of the road has not been completed.	
<b>Crossroad Village Subdivision Phase 4</b>	(No Change) Testing is complete on the waterline on Deerfield Drive and the City has accepted the installation. Road construction has not started on White Tail Run. The water line has been installed on White Tail Run but has not been tested.	
<b>Blackberry Ridge Phase 2</b>	(No Change) All utilities are installed and accepted. Construction of the road has not been completed.	



**CITY OF CROSSVILLE  
DEBT**

	<u>END DATE</u>	<u>INT RATE</u>	<u>7/31/2018 LOAN BALANCE</u>	<u>PRINCIPAL PAYMENT</u>	<u>INTEREST PAYMENT</u>
GENERAL FUND					
LOC- Radio System	2028	1.27%	\$ 1,066,000	\$ 134,000	\$ 20,574
E-911	2024	1.27%	\$ 370,000	\$ 56,000	\$ 7,500
Series A Bonds	2037	3.18%	\$ 4,040,000	\$ 25,000	\$ 123,444
Series B Bonds	2028	2.67%	\$ 2,605,000	\$ 210,000	\$ 72,231
			\$ -		
			<u>\$ 8,081,000</u>	<u>\$ 425,000</u>	<u>\$ 223,749</u>

Water & Sewer Fund

23008 TMBF Refund 3 RUD Loans 2014	2034	1.27%	\$ 3,363,448	\$ 172,360	\$ 53,308
23009 SRF 12-116 Downtown Waterline	2035	1.87%	\$ 1,432,078	\$ 65,832	\$ 27,828
23010 SRF 2015 I/I (CW1 15-346)	2035	1.61%	\$ 1,646,122	\$ 73,752	\$ 27,252
23116 SRF 00-020 MPL Plant (water)	2024	1.77%	\$ 1,715,804	\$ 314,028	\$ 33,864
23118 SRF 2010 - WWTP	2032	2.88%	\$ 1,485,730	\$ 127,524	\$ 50,220
23119 SRF 2010 WTR Harvesting	2032	2.83%	\$ 1,659,262	\$ 141,552	\$ 55,056
23245 2012 Series C Bonds	2032	2.95%	\$ 8,265,000	\$ 135,000	\$ 246,244
			<u>\$ 19,567,444</u>	<u>\$ 1,030,048</u>	<u>\$ 493,772</u>

CATOOSA

23007 TMBF/Refund '05 Bonds	2028	1.27%	\$ 2,880,000	\$ 230,000	\$ 50,000
23008 TMBF Refund 3 RUD Loans 2014	2034	1.27%	\$ 2,090,552	\$ 105,640	\$ 35,000
			<u>\$ 4,970,552</u>	<u>\$ 335,640</u>	<u>\$ 85,000</u>

**TOTALS (WATER & SEWER FUND)**

**\$ 24,537,996    \$ 1,365,688    \$ 578,772**

\$ 32,618,996

The City carries debt for E-911.

Grant Agency	Project	ARRA	Amount			%				Money Spent	Money Received	To Be Received	Budget
			Grant	Local	Total								
<b>AWARDED:</b>													
Dept. of Justice	bulletproof vests	No	\$ 35,653.05	\$ 35,653.05	\$ 71,306.10	50/50	on-going		\$ 61,622.12	\$ 28,831.30	\$1,692.70		
State-Police	Alcohol Saturation-2016		\$ 20,000.00	\$ -	\$ 20,000.00								
TECD	CoLinX 2016		\$ 1,000,000.00	\$ -	\$ 1,000,000.00				\$ 1,000,000.00	\$ 943,122.66	\$56,877.34		
TDOT-Surface Trans	Northwest Connector		\$ 715,799.00	\$ -	\$ 715,799.00				\$ 708,567.83	\$ 555,458.26	\$55,204.63		
TML	Safety Partners Grant		\$ 3,000.00	\$ 3,000.00	\$ 6,000.00				\$ 5,800.43	\$ 2,900.22			
THSO	Alcohol Saturation-2017		\$ 15,000.00	\$ -	\$ 15,000.00	90/10							
THSO Alcohol Saturati	Alcohol Saturation-2018	No	\$ 35,000.00	\$ -	\$ 35,000.00	100%							
HIDTA	Drug Task Force Overtime		\$ 18,000.00	\$ -	\$ 18,000.00								
TDEC-LPRF	Garrison Park Redevelopment		\$ 500,000.00	\$ 500,000.00	\$ 1,000,000.00				\$ 139,030.01	\$ 49,017.90	\$20,497.09		
TDOT-Aeronautics	Airport Maintenance 17/18		\$ 25,740.00	\$ 25,740.00	\$ 51,480.00				\$ 18,323.29	\$ 7,255.64	\$1,903.51		
TDOT-Aeronautics	Used Fuel Truck		\$ 17,500.00	\$ 17,500.00	\$ 35,000.00				\$ 20,000.00	\$ 10,000.00			
TDOT-Aeronautics	Seal/Stripe Runway		\$ 603,513.00	\$ 33,528.00	\$ 670,570.00	Federal Funds \$603,513/State \$33,529			\$ 33,528.00				
TECD	Site Development Grant		\$ 500,000.00	\$ 497,000.00	\$ 997,000.00				\$ 348,670.00	\$ 105,448.54	\$158,772.92		
TECD	Due Diligence Grant		\$ 4,298.00	\$ -	\$ 4,298.00	100%			\$ 4,311.10	\$ 4,236.64			
TML	Driver Safety Grant		\$ 700.00	\$ 700.00	\$ 1,500.00				\$ 815.90	\$ 407.95			
TML-17/18	Property Conservation Grant		\$ 2,200.00	\$ 2,200.00	\$ 4,400.00				\$ 1,392.56	\$ 696.28			
Boyd Foundation	Dog Park		\$25,000	\$ -	\$25,000								
Three Star	Drug Education Trailer		\$15,000	\$ -	\$15,000	100%							
Dept. of Agriculture	Urban Forester		\$19,600	\$19,600	\$39,200	60/40							
<b>TOTALS</b>			<b>\$ 3,556,003.05</b>	<b>\$ 1,115,321.05</b>	<b>\$ 4,670,353.10</b>								
<b>Completed:</b>													
TDOT-Aeronautics	Airport Maintenance 16/17	No	\$ 25,740.00	\$ 25,740.00	\$ 51,480.00	50/50	complete		\$ 26,433.42	\$ 13,215.24			
FEMA/TEMA	Memorial Day Storms-Debris		\$15,574.17	\$ 1,262.77	\$ 16,836.94	85/15			\$ 16,836.94	\$ 15,574.17			
TDOT	Transportation Planning	No	\$ 250,000.00	\$ 25,000.00	\$ 275,000.00	90/10							
TECD	3 Star Grant 17-18		\$ 5,000.00	\$ -	\$ 5,000.00	100%	complete		\$ 4,915.50	\$ 4,915.50		110-47210-236	
TDOT-Aeronautics	Corporate Hangar	No	\$ 858,800.00	\$ 45,200.00	\$ 904,000.00	95/5	complete		\$ 783,546.34	\$ 765,296.34			
TDOT-Aeronautics	Corporate Hangar site work	No	\$ 237,500.00	\$ 12,500.00	\$ 250,000.00	95/5	complete		\$ 235,963.20	\$ 232,709.50			
TDOT-Aeronautics	Maintenance 11/12	No	\$ 23,400.00	\$ 23,400.00	\$ 46,800.00	50/50	complete		\$ 16,563.08	\$ 8,281.04	\$0.00		
TDOT-Aeronautics	Fuel Farm relocation	No	\$ 85,820.00	\$ 85,820.00	\$ 171,640.00	50/50	complete		\$ 251,893.30	\$ 127,562.91		110-52500-930-008	
TDOT-Aeronautics	Fuel Farm Relocation	No	\$ 22,500.00	\$ 22,500.00	\$ 45,000.00	50/50	complete						
TDOT-Aeronautics	Fuel Farm Relocation	No	\$ 22,000.00	\$ 22,000.00	\$ 44,000.00	50/50	complete						
TDOT-Aeronautics	Fuel Farm Relocation-UST	No	\$ 10,000.00	\$ 10,000.00	\$ 20,000.00	50/50	complete						
TDOT-Aeronautics	Pavement Rehab-UST	No	\$ 44,490.00	\$ 44,490.00	\$ 88,980.00	50/50	complete		\$ 16,720.00				
TN-TDEC	Stormwater	No	\$ 40,000.00	\$ -	\$ 40,000.00	100%	complete		\$ 35,000.00	\$ 35,000.00	\$0.00		
TDOT-Aeronautics	Security Equipment	No	\$ 55,000.00	\$ 5,500.00	\$ 60,500.00	90/10	complete		\$ 35,895.54	\$ 33,392		110-52500-940-002	
TDOT-Aeronautics	T-hangars	No	\$ 1,237,268.00	\$ 137,475.00	\$ 1,374,743.00	90/10	complete		\$ 1,257,392.41	\$ 1,236,235.34		110-52500-930-001	
TDOT-Aeronautics	Pavement Rehab	No	\$ 1,652,310.00	\$ 183,590.00	\$ 1,835,900.00	90/10	complete		\$ 1,940,451.11	\$ 1,929,716.35		110-52500-930-003	
TDOT-Aeronautics	Pavement Rehab	No	\$ 198,000.00	\$ 22,000.00	\$ 220,000.00	90/10	complete						
TDOT-Aeronautics	Taxi lane-t-hangars	No	\$ 192,803.40	\$ 21,422.60	\$ 214,226.00	90/10	complete						
TDOT	Sidewalks	No	\$ 221,040.00	\$ 509,027.00	\$ 730,067.00	Capped	complete		\$ 350,472.42	\$ 221,040.00		110-43100-950-001	

Grant Agency	Project	ARRA	Amount			%					Money Spent	Money Received	To Be Received	Budget
			Grant	Local	Total									
TML	Safety grant	No	\$ 2,000.00	\$ 2,000.00	\$ 4,000.00	50/50	complete			\$ 4,013.18	\$ 2,000			
Dept. of Agriculture	Tree Management Plan	No	\$ 3,000.00	\$ 3,000.00	\$ 6,000.00	50/50	complete			\$ 5,036.66	\$ 2,518			
Dept. of Agriculture	Urban Forester		\$ 25,600.00	\$ 25,600.00	\$ 51,200.00					\$25,600.00	\$25,600			
Dept. of Agriculture	Urban Forester		\$ 32,000.00	\$ 32,000.00	\$ 64,000.00	50/50	complete			\$ 27,161.47	\$ 27,161.47			
Dept. of Agriculture	Tree Planting		\$5,000	\$5,000	\$10,000	50/50				\$10,509.59	\$ 5,000.00			
TDOT-Aeronautics	Maintenance-12/13	No	\$ 25,740.00	\$ 25,740.00	\$ 51,480.00	50/50	complete			\$ 39,355.23	\$ 19,677.63		311-41920-930-003	
FastTrack	CoLinX	No	\$ 707,500.00	\$ 354,646.00	\$ 1,062,146.00		complete			\$ 1,858,869.56	\$ 1,839,519.28			
State-Police	Patrol vehicle	No	\$ 15,000.00	\$ 5,000.00	\$ 20,000.00		complete			\$ 24,988.00	\$ 15,000			
TML	2013 Safety Grant	No	\$ 2,000.00	\$ 2,000.00	\$ 4,000.00	50/50	complete			\$ 3,988.92	\$ 1,994.46		110-52500-930-011	
TDOT-Aeronautics	Taxiway Extension	No	\$ 92,150.00	\$ 4,850.00	\$ 97,000.00	95/5	Local share paid by Grindstaff Avia			\$ 108,865.00	\$ 108,865.00		110-5200-930-002	
TDOT-Aeronautics	Runway/Taxiway Lighting	No	\$ 475,000.00	\$ 25,000.00	\$ 500,000.00	95/5				\$ 295,294.77	\$ 295,294.77			
TDOT-Aeronautics	Taxiway Extension	No	\$ 12,350.00	\$ 650.00	\$ 13,000.00	95/5	Local share paid by Grindstaff Aviation							
EDA	Downtown project	No	\$ 1,000,000.00	\$ 1,000,000.00	\$ 2,000,000.00	50/50				\$ 29,500.00	\$ 14,750			
TDOT-TEA 21	downtown project	No	\$ 1,067,974.00	\$ 266,994.00	\$ 1,334,968.00									
TN-TDEC	Stormwater	No	\$ 31,600.00	\$ -	\$ 31,600.00	100%				\$ 28,100.00	\$ 28,100.00			
State-Police	Network Coord-2013	No	\$ 15,020.00	\$ -	\$ 15,020.00	100%								
State-Police	High Visibility-2013	No	\$ 5,000.00	\$ -	\$ 5,000.00	100%								
State-Police	Alcohol Saturation-2013	No	\$ 25,000.00	\$ -	\$ 25,000.00	100%						\$0.00	413-41990-767	
THWI-TTU	Stormwater	No	\$ 98,540.00	\$ 45,000.00	\$ 143,540.00					\$ 127,442.00	\$ 98,540.00			
TDOT-Aeronautics	Maintenance 13/14	No	\$ 25,740.00	\$ 25,740.00	\$ 51,480.00	50/50	complete			\$ 18,719.36	\$ 9,359.73			
TDOT-Aeronautics	Maintenance 14/15	No	\$ 25,740.00	\$ 25,740.00	\$ 51,480.00	50/50	complete			\$ 32,144.08	\$ 16,072.04			
3 State-Police	Network Coord-2014	No	\$ 19,420.00		\$ 19,420.00	100%	complete							
4 State-Police	High Visibility-2014	No	\$ 5,000.00		\$ 5,000.00	100%	complete							
5 State-Police	Alcohol Saturation-2014	No	\$ 27,900.00		\$ 27,900.00	100%	complete							
6 State-Police	Young Driver-2014	No	\$ 19,535.00	\$ -	\$ 19,535.00	100%	complete							
7 TDOT	SIA-Cox Ave (CoLinX)	No	\$ 592,377.00	\$ -	\$ 592,377.00									
8 TDOT-Aeronautics	Tree Clearing	No	\$ 125,875.00	\$ 6,625.00	\$ 132,500.00	95/5	complete			\$ 94,110.29	\$ 94,110.29	\$0.00		
9 Dept. of Justice	Patrol vehicle	No	\$ 11,211.00	\$ -	\$ 11,211.00		complete			\$ 27,580.00	\$ 11,211.00	\$0.00		
10 TML	2014 Safety Grant	No	\$ 2,000.00	\$ 2,000.00	\$ 4,000.00	50/50	complete			\$ 4,594.83	\$ 2,000.00			
	TML-16/17		\$ 2,720.00	\$ 2,720.00	\$ 5,440.00		complete			\$ 5,430.63	\$ 2,715.31			
	TDOT-Aeronautics	Maintenance 15/16	No	\$ 25,740.00	\$ 25,740.00	\$ 51,480.00	50/50			\$ 25,740.00	\$ 25,740.00			
State-State-Police	Alcohol Saturation-2015	No	\$ 25,300.00	\$ -	\$ 25,300.00	complete								
State-State-Police	High Visibility-2015	No	\$ 5,000.00	\$ -	\$ 5,000.00	complete								
State-State-Police	Young Driver-2015	No	\$ 17,000.00	\$ -	\$ 17,000.00	complete								
Dept. Dept. of Justice	SWAT equipment	No	\$ 10,400.00	\$ 568.00	\$ 10,968.00	complete				\$ 10,403.41	\$ 10,400.00			
FEMA FEMA/TEMA	Ice Storm 2015-debris removal		\$ 159,715.14	\$ 12,918.23	\$ 148,449.60	complete				\$ 157,764.60	\$ 157,764.60			
FEMA FEMA/TEMA	Ice Storm-2015-Parks		\$ 6,437.45	\$ 804.68	\$ 6,437.45	complete					\$ 4,586.69			
FEMA FEMA/TEMA	Ice Storm 2015-fire/police		\$ 19,881.18	\$ 2,840.17	\$ 22,721.34	complete					\$ 16,188.96			

AWARDED:	Grant Agency	Project	ARRA	Amount			%	Money Spent	Money Received	To Be Received	Budget
				Grant	Local	Total					
1	TDOT	Lantana Rd. Utility Reloc	No					\$ 806,354	\$ 805,594.85	\$ 758	413-52390-934-020
2	TDOT	127S Utility Reloc	No					\$ 238,369	\$ 20,437.69	\$ 217,932	413-52390-934-011
3	TDOT	Livingston/Miller	No					\$ 169,950			413-52390-934-021
4	SRF	Downtown project	No	\$ 567,000.00	\$ 1,323,000.00	\$ 1,890,000.00		\$ 2,231,010	\$ 2,231,009.84		311-41920-931-002
5	SRF	I/I improvements	No	\$ 195,000.00	\$ 1,755,000.00	\$ 1,950,000.00		\$ 1,917,912	\$ 1,917,912		
7	Rural Development	Catoosa water tank - Hwy. 127N		\$ 160,500.00	\$ 890,000.00	\$ 1,050,500.00					
<b>TOTALS</b>				<b>\$ 922,500.00</b>	<b>\$ 3,968,000.00</b>	<b>\$ 4,890,500.00</b>					
<b>PENDING:</b>											
1	?	Meadow Park dam	??	\$ 9,000,000.00	\$ 3,000,000.00	\$ 12,000,000.00	75/25	loan/possible ARRA grant	\$ 1,367,897		413-52390-934-014
2											
3											