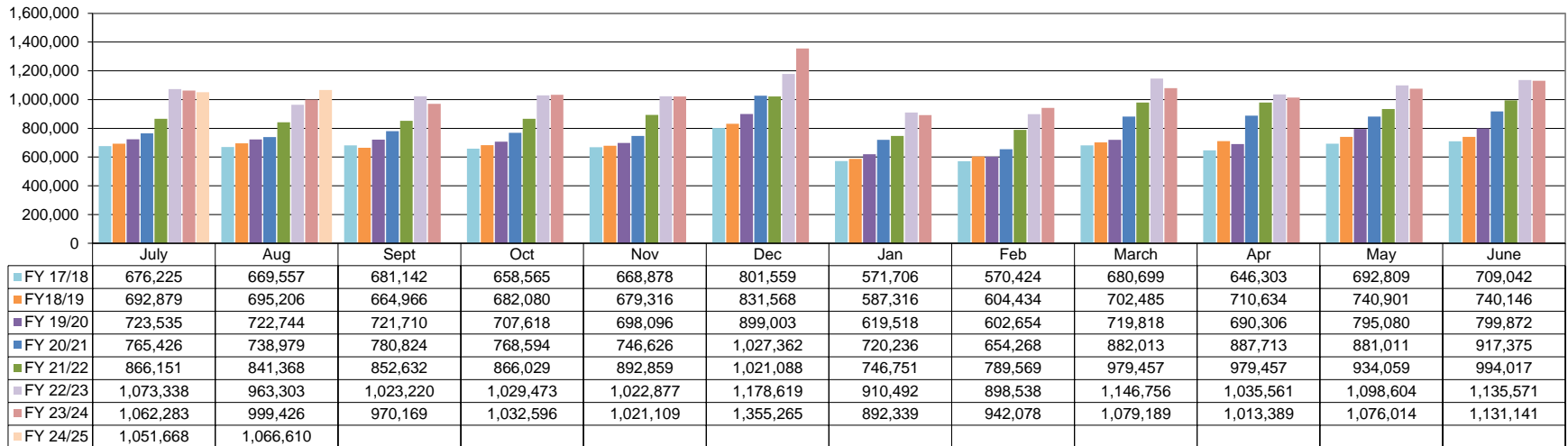
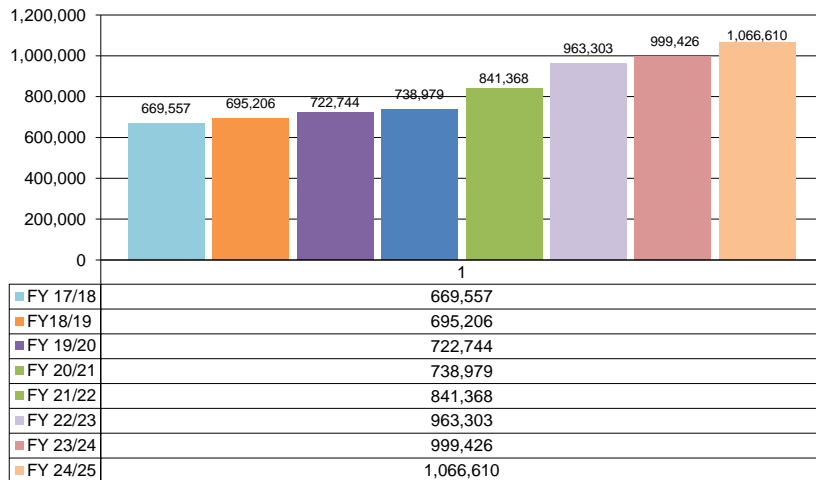


### Sales Tax



### Sales Tax Revenue Year-to-Date

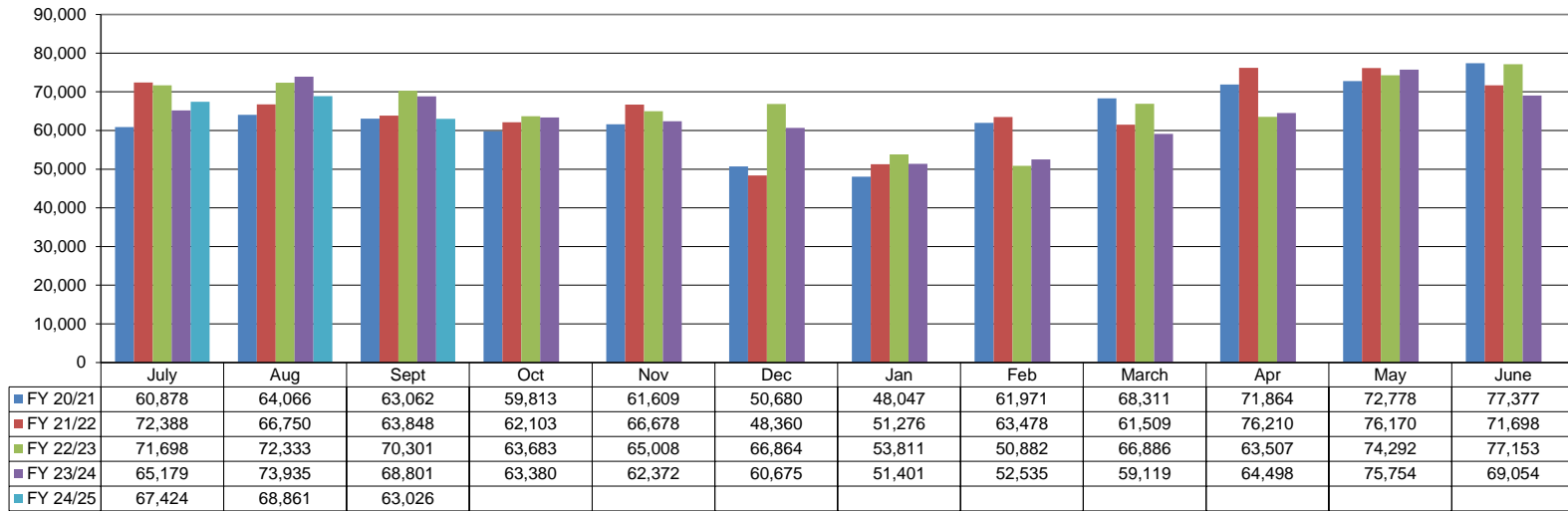


### \*COLLECTIONS IN THE CITY OF CROSSVILLE

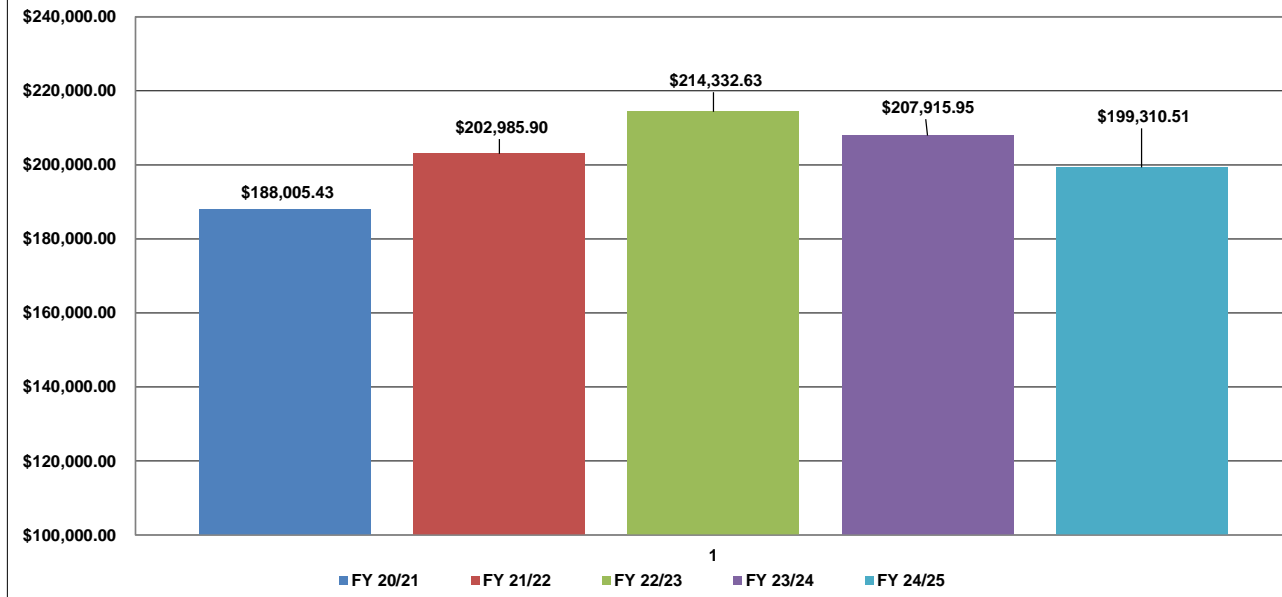
State of TN Cost of Administration	1.125%	\$ 24,307.34
Net Collections (sent to Trustee's office)		\$ 2,136,345.15
Local Option Out of State Distribution		\$ 18,239.00
Trustee of Cumberland County	1%	\$ 21,363.45
Net To Be Distributed		\$ 2,133,220.70
<b>CITY OF CROSSVILLE SPLIT</b>		
Check to City of Crossville		\$ 1,066,610.35
Check to Cumberland County Board of Education		\$ 1,066,610.35

\*Totals reported in September but actually collected in July

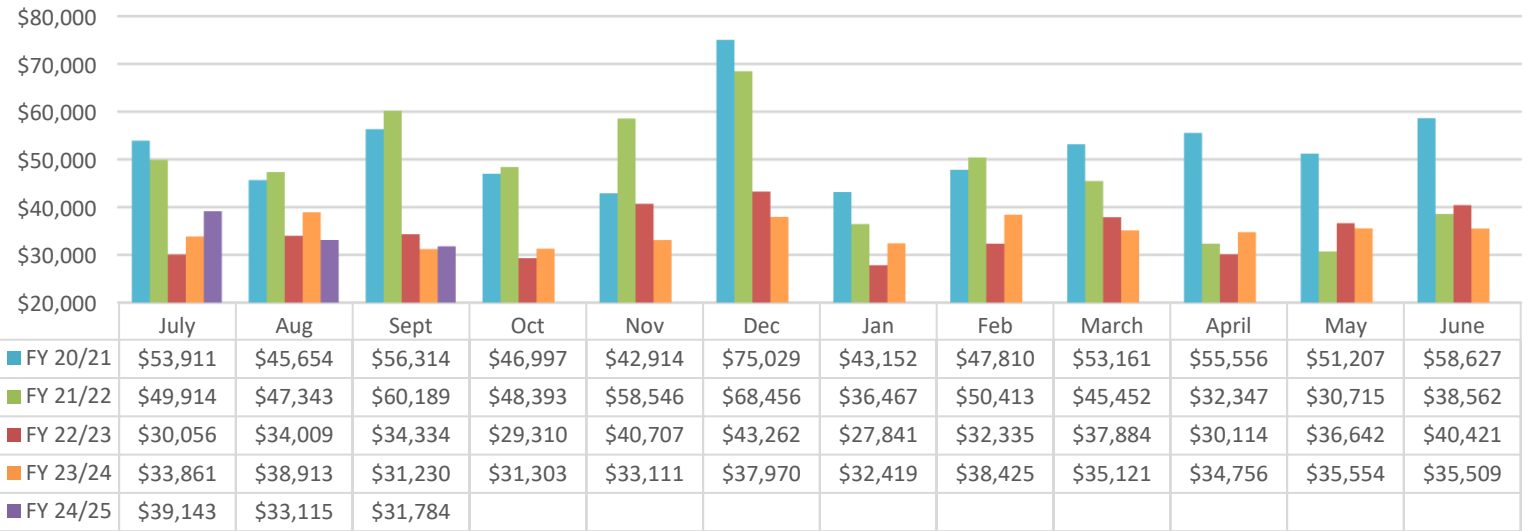
### Wholesale Beer Tax



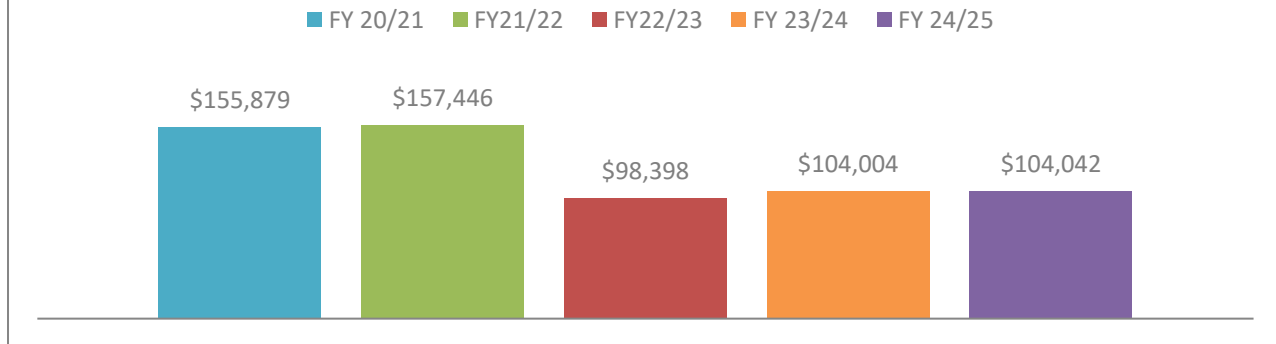
### Wholesale Beer Tax Revenue Year To Date



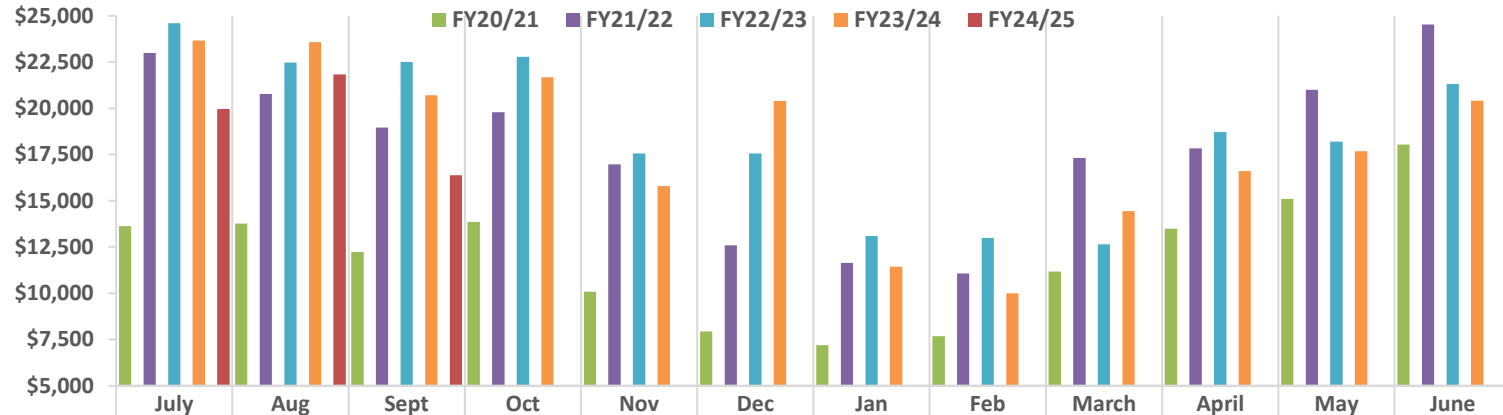
### Liquor Tax



### Liquor Tax Fiscal Year to Date

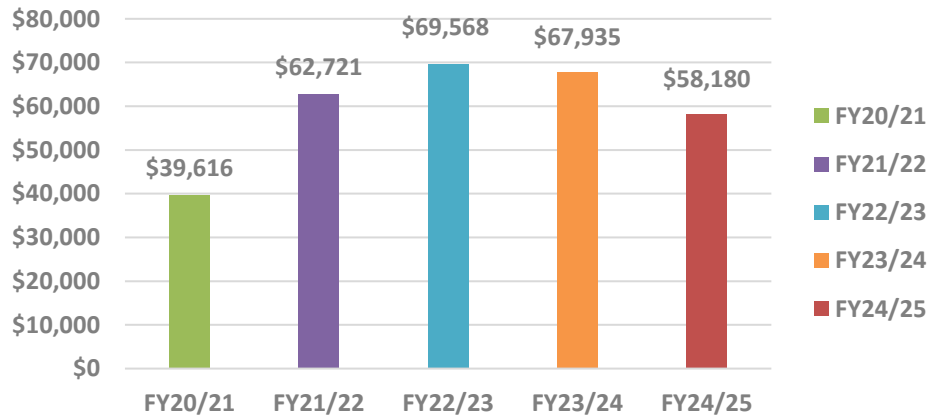


## HOTEL OCCUPANCY TAX



FY20/21	\$13,626	\$13,762	\$12,228	\$13,859	\$10,089	\$7,934	\$7,194	\$7,674	\$11,174	\$13,495	\$15,107	\$18,045
FY21/22	\$22,989	\$20,773	\$18,959	\$19,785	\$16,977	\$12,596	\$11,645	\$11,066	\$17,324	\$17,832	\$21,000	\$24,535
FY22/23	\$24,596	\$22,474	\$22,499	\$22,779	\$17,560	\$17,560	\$13,095	\$12,993	\$12,646	\$18,716	\$18,192	\$21,317
FY23/24	\$23,661	\$23,574	\$20,700	\$21,667	\$15,791	\$20,389	\$11,442	\$10,003	\$14,439	\$16,610	\$17,676	\$20,420
FY24/25	\$19,970	\$21,829	\$16,380									

## Hotel Occupancy Tax - Year to Date



Monthly Stats  
October 2024

CITATIONS		OFFENSES		ARRESTS	
Ran Stop Sign	1	Burglary	4	Theft from Vehicle	1
Speeding	35	Theft from Vehicle	4	Theft All Other	1
Seatbelt Violation	8	Theft from Building	2	Shoplifting	5
Improper Passing	1	Theft All Other	3	Assault	3
Texting While Driving	3	Weapons Law Violation	1	Domestic Assault	8
Insurance Violation	13	Fraud	4	Viol. OP/Bond Conditions	4
Registration Violation	18	Assault	2	Resist/Evading Arrest	4
Light Law Violation	13	Shoplifting	3	Drug Violation	10
Improper Use of Lane	1	Drug Violation	2	Drug Equipment	7
Ran Traffic Light	1	Lost Property	10	DUI	6
Impeding Traffic	1	Vandalism	2	Hit & Run	2
		Embezzlement	1	DOR/DOS/No DL	8
		Dog Bite	1	Wepons Law Violation	7
		Counterfeit	1	Public Intoxication	11
		Theft of Vehicle Parts	2	Criminal Trespass	2
		Drug Equipment	1	Vandalism	1
		Domestic Assault	1	Criminal Impersonation	4
		Viol. OP/Bond Condition	1	Traffic Violations	4
		Property Damage	1	Disorderly Conduct	1
		Forcible Fondling	1	Warrant	36
		Recovery	2	Reckless Endangerment	4
		Vehicle Theft	2	Misuse of 911	1
		Arson	1	Tampering with Evidence	1
		Sexual Assault	1	Underage Consumption	1
		Hit & Run	2	Obstruction of Legal Writ	1
		Overdose	1		
		Extortion	1		
<b>TOTAL</b>	<b>95</b>	<b>TOTAL</b>	<b>57</b>		
<b>SPEED WARNINGS</b>	<b>6</b>	<b>JUVENILE ARRESTS</b>		<b>TOTAL</b>	<b>133</b>
<b>WARNINGS</b>	<b>5</b>	Vaping Violation	9	<b>SOCIAL SERVICES</b>	
<b>Accidents</b>		Resist/Evade Arrest	3	<b>VICTIM CONTACTS</b>	<b>8</b>
Fatality	0	DUI	1	<b>INFO/REFERAL/SERVICES</b>	<b>7</b>
With Injury	14	Assault	10	<b>ROAD CALLS</b>	<b>2011</b>
Without Injury	21	Underage Consumption	2	<b>SCHOOL CALLS</b>	<b>1289</b>
Minor	75	Threats of Mass Viol.	2	<b>ANIMAL CONTROL CALLS</b>	<b>34</b>
<b>TOTAL</b>	<b>110</b>	<b>TOTAL</b>	<b>27</b>	<b>TOTAL CALLS</b>	<b>3334</b>

\* October 5th provided security and crowd control from Fly In.

\* October 24th participated in THSO Checkpoint in Benton, TN.

\* October 26th participated in Drug Take Back.

SRO Monthly Report

October 2024

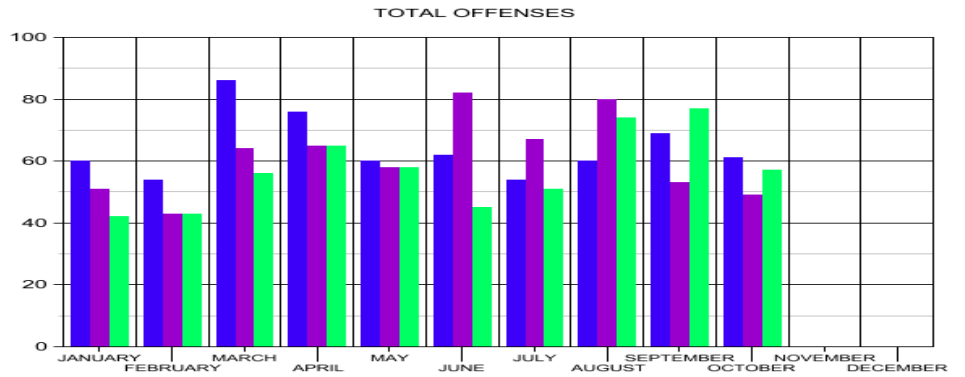
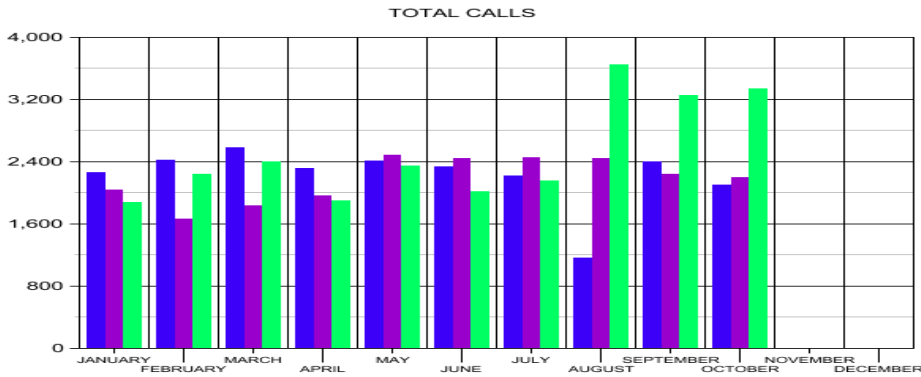
ACTIVITY		Martin	CCHS	SMHS	Phoenix	TOTAL
OFFENSE REPORTS		0	13	6	0	19
INCCIDENT REPORTS		1	4	4	7	16
ACCIDENT REPORTS		0	0	0	0	0
ARREST/CITATIONS ISSUED		1	13	6	6	26
ASSAULT		0	4	4	2	10
AGGRAVATED ASSAULT		0	0	0	0	0
DISORDERLY CONDUCT		0	3	0	1	4
VANDALISM		0	0	0	0	0
THEFT RELATED		0	0	0	0	0
WEAPON RELATED		0	0	0	0	0
TRAFFIC RELATED		0	0	0	0	0
ALCOHOL RELATED						
	POSSESSION	0	0	0	0	0
	UNDER INFLUENCE	0	0	0	0	0
TOBACCO RELATED						
	VAPE	1	3	2	2	8
	VAPE THC	0	3	0	0	3
DRUG RELATED						
	POSSESSION	0	0	0	0	0
	UNDER INFLUENCE	0	0	0	0	0
CONSULTATION SESSIONS						
WITH	STUDENTS	55	144	372	68	639
	PARENTS	18	32	110	5	165
	FACULTY	75	75	183	5	338
X-CURRICULAR ACTIVITIES		0	0	3	0	3
SCHOOL RELATED MEETINGS		0	0	1	0	1
TRAINING/RESEARCH		2	0	1	0	3
STUDENT SERVICES		29	4	2	0	35
CLASSROOM INSTRUCTION		0	0	12	0	12
UNSECURE DOORS		0	7	0	0	7
TOTALS		182	305	706	96	1289



# CROSSVILLE POLICE DEPARTMENT STAT COMPARISONS

## YEAR TO YEAR— JUNE 2024

■ ■ ■  
**2022    2023    2024**

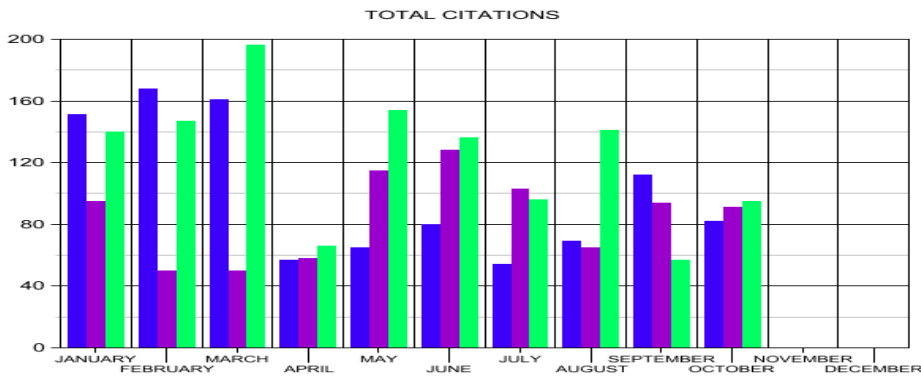


**CALLS**

**2022—22,208    2023—21,748    2024—25,159**

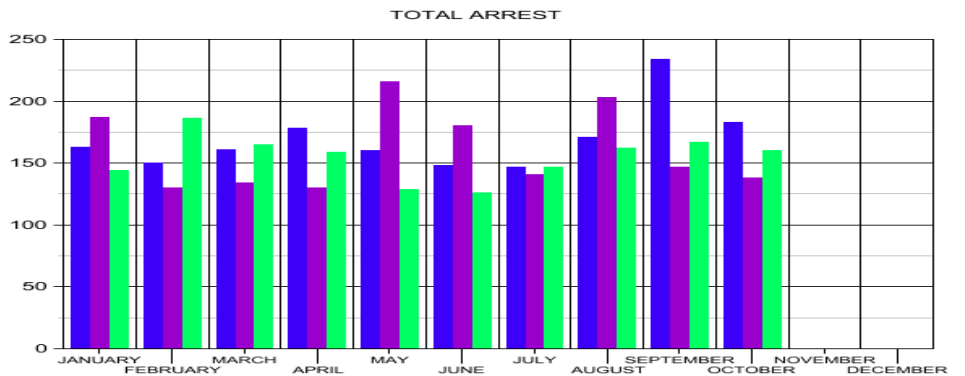
**OFFENSES**

**2022—642    2023—612    2024—568**



**CITATIONS**

**2022—981    2023—834    2024—1,227**



**ARREST**

**2022—1,794    2023—1,570    2024—1,527**



# CROSSVILLE POLICE DEPARTMENT

## STAT COMPARISONS

**OCT 24 TOTAL CALLS - 3,334**

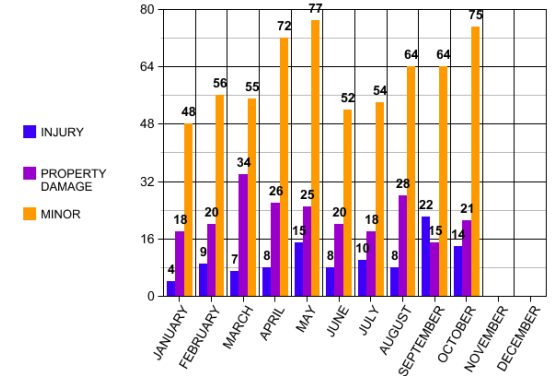
**SEPT 24 TOTAL CALLS - 3,248**

**YEAR TO DATE - 25,159**

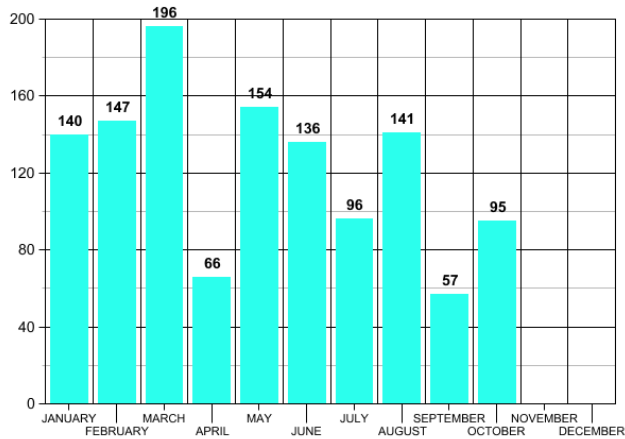
## SPECIAL EVENTS

**Fly In  
Thso Checkpoint  
Drug Take Back**

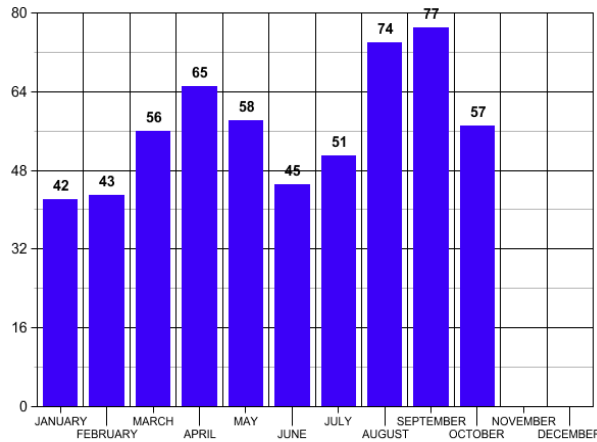
MONTHLY ACCIDENTS



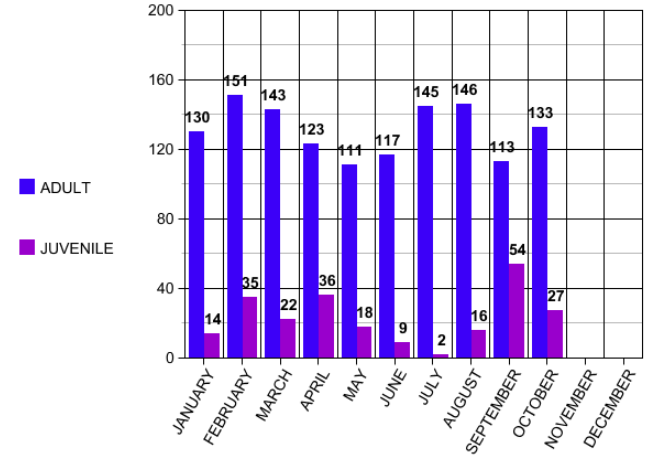
MONTHLY CITATIONS



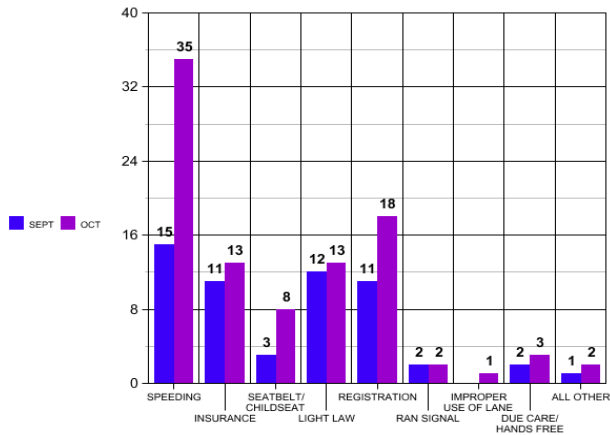
MONTHLY OFFENSES



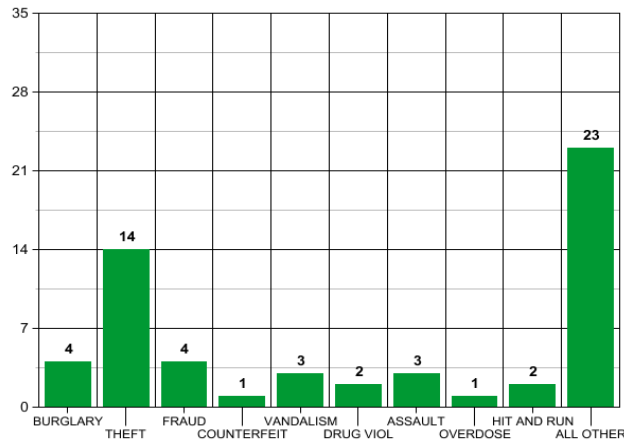
MONTHLY ARREST



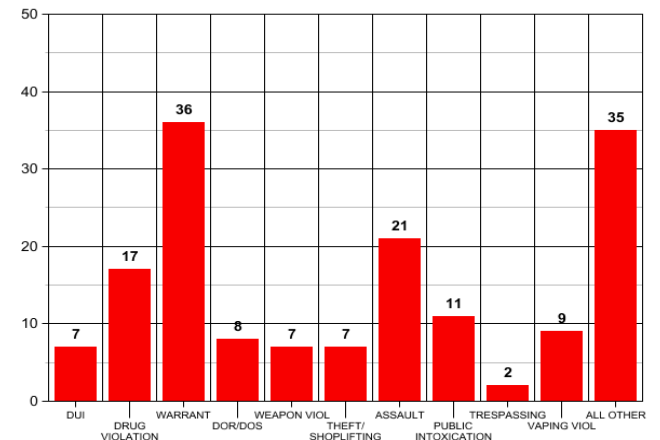
PREVIOUS MONTH CITATION COMPARISON



OFFENSE BY CATEGORY



ARREST BY CATEGORY





# Crossville Fire Dept.

Crossville, TN

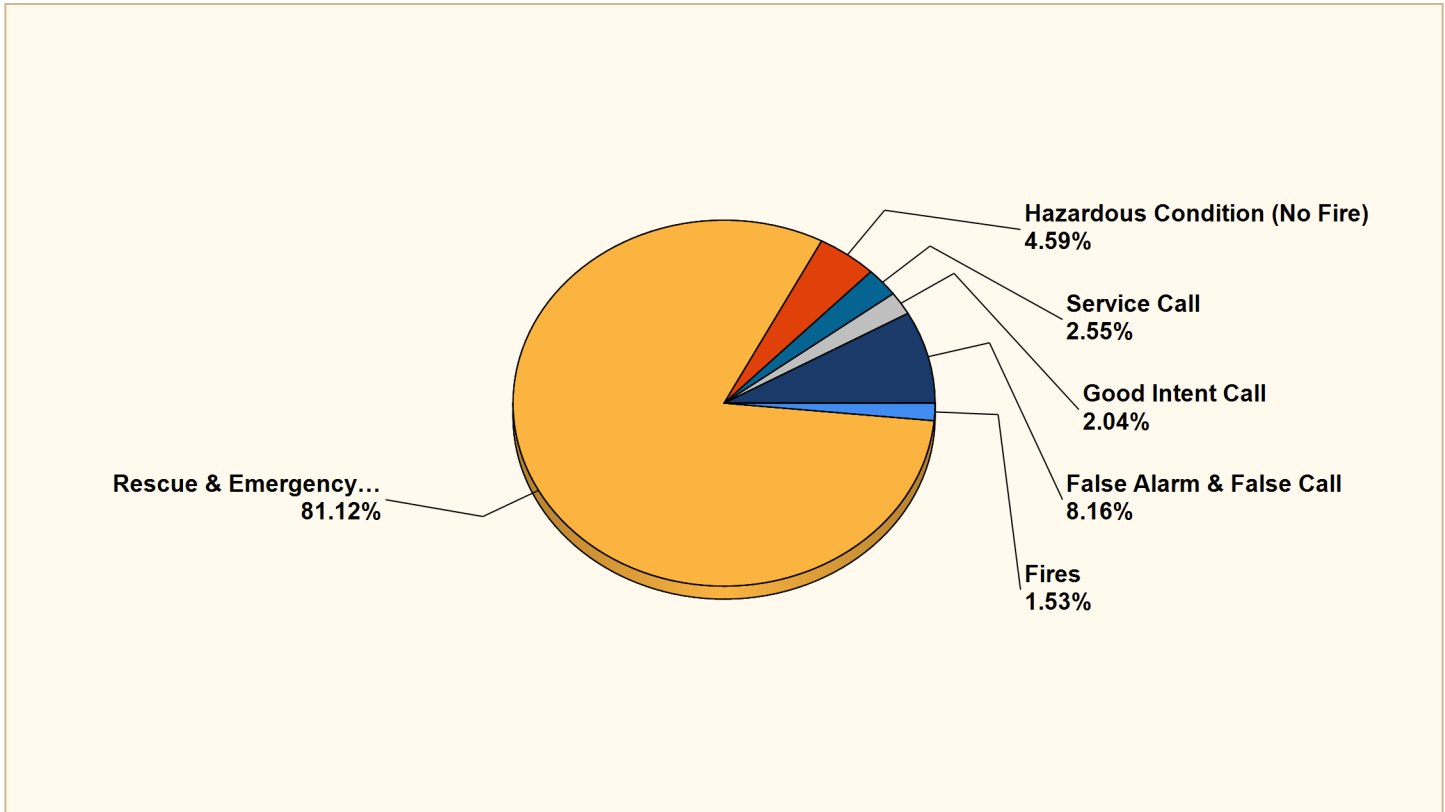
This report was generated on 11/1/2024 7:51:35 AM

CROSSVILLE



## Breakdown by Major Incident Types for Date Range

Zone(s): All Zones | Start Date: 10/01/2024 | End Date: 10/31/2024



MAJOR INCIDENT TYPE	# INCIDENTS	% of TOTAL
Fires	3	1.53%
Rescue & Emergency Medical Service	159	81.12%
Hazardous Condition (No Fire)	9	4.59%
Service Call	5	2.55%
Good Intent Call	4	2.04%
False Alarm & False Call	16	8.16%
<b>TOTAL</b>	<b>196</b>	<b>100%</b>

Only REVIEWED and/or LOCKED IMPORTED incidents are included. Summary results for a major incident type are not displayed if the count is zero.



### Detailed Breakdown by Incident Type

INCIDENT TYPE	# INCIDENTS	% of TOTAL
111 - Building fire	1	0.51%
131 - Passenger vehicle fire	1	0.51%
141 - Forest, woods or wildland fire	1	0.51%
300 - Rescue, EMS incident, other	1	0.51%
311 - Medical assist, assist EMS crew	1	0.51%
320 - Emergency medical service, other	1	0.51%
321 - EMS call, excluding vehicle accident with injury	140	71.43%
322 - Motor vehicle accident with injuries	14	7.14%
324 - Motor vehicle accident with no injuries.	1	0.51%
341 - Search for person on land	1	0.51%
411 - Gasoline or other flammable liquid spill	3	1.53%
412 - Gas leak (natural gas or LPG)	2	1.02%
413 - Oil or other combustible liquid spill	1	0.51%
422 - Chemical spill or leak	1	0.51%
440 - Electrical wiring/equipment problem, other	2	1.02%
500 - Service Call, other	3	1.53%
551 - Assist police or other governmental agency	1	0.51%
561 - Unauthorized burning	1	0.51%
611 - Dispatched & cancelled en route	3	1.53%
671 - HazMat release investigation w/no HazMat	1	0.51%
700 - False alarm or false call, other	1	0.51%
730 - System malfunction, other	1	0.51%
735 - Alarm system sounded due to malfunction	2	1.02%
742 - Extinguishing system activation	1	0.51%
743 - Smoke detector activation, no fire - unintentional	2	1.02%
744 - Detector activation, no fire - unintentional	1	0.51%
745 - Alarm system activation, no fire - unintentional	8	4.08%
<b>TOTAL INCIDENTS:</b>	<b>196</b>	<b>100%</b>

Only REVIEWED and/or LOCKED IMPORTED incidents are included. Summary results for a major incident type are not displayed if the count is zero.



	<b>Consumption</b>	<b>Water loss - flushing</b>	<b>Water loss - leaks</b>	<b>Water loss-fire fighting</b>	<b>Total Internal Use</b>	<b>Unaccounted-for Water</b>	<b>Pumped Water</b>	<b>LOSS %</b>
<b>2023</b>								
January	97,204,700	1,029,288	158,994	1,350	1,189,632	23,639,568	122,033,900	19%
February	99,352,300	280,135	929,232	53,200	1,262,567	7,113,733	107,728,600	7%
March	81,619,500	593,713	2,016,336	500	2,610,549	36,473,251	120,703,300	30%
April	81,438,000	296,889	851,118	6,700	1,154,707	38,405,193	120,997,900	32%
May	94,928,100	323,566	1,962,690	10,200	2,296,456	30,542,044	127,766,600	24%
June	101,422,500	212,007	960,264	27,800	1,200,071	28,538,929	131,161,500	22%
July	99,325,500	28,940	724,620	13,150	766,710	35,603,190	135,695,400	26%
August	105,482,100	788,301	2,702,814	13,140	3,504,255	26,023,945	135,010,300	19%
September	105,282,800	4,188,377	590,844	59,195	4,838,416	11,620,584	121,741,800	10%
October	100,558,800	11,216	1,796,884	64,150	1,872,250	22,794,380	125,225,430	18%
November	105,902,000	97,408	590,078	8,855	696,341	9,398,859	115,997,200	8%
December	98,116,700	0	0	4,000	4,000	25,991,400	124,112,100	21%
<b>2024</b>								
January	88,553,100	378,481	3,495,413	0	3,873,894	39,582,706	132,009,700	30%
February	105,450,600	509,475	141,116	720	651,311	3,165,589	109,267,500	3%
March	90,362,500	293,661	382,776	25,360	701,797	19,023,803	110,088,100	17%
April	89,912,900	23,866	2,199,219	1,800	2,224,885	19,623,215	111,761,000	18%
May	95,249,300	60,692	2,820,340	6,835	2,887,867	22,702,133	120,839,300	19%
June	98,602,900	123,767	2,447,742	30,475	2,601,984	25,893,816	127,098,700	20%
July	115,335,300	238,550	3,193,598	12,180	3,444,328	15,916,372	134,696,000	12%
August	123,053,100	723,971	3,740,784	18,490	4,483,245	5,883,055	133,419,400	4%
September	113,992,200	1,244,809	2,244,280	7,735	3,496,824	3,370,977	120,860,000	3%
October	106,415,200	219,050	4,478,022	8,448	4,705,520	8,171,380	119,292,100	7%
November								
December								
<b>TOTAL:</b>								
6 mos	652,648,000	2,610,839	18,924,765	84,163	21,619,767	81,937,733	756,205,500	11%
12 mos	1,230,945,800	3,913,730	25,733,367	124,898	29,771,995	198,723,305	1,459,441,100	14%

# MONTHLY REPORT

## Street Department

### October 2024

---

#### **Street Department Work Orders:**

- Sweeper Truck
  - Loads of debris - 19, locations - 215
- Reshape shoulders & ditch lines
  - Dayton Avenue
- New culvert installs
  - School Street
  - Old Mail Road
  - Willow Ridge Drive
- Replace culvert
  - Dayton Avenue
- Brush Removal
  - Loads - 33, locations - 194
- Concrete Work
  - Fourth Street, Park Trace, Stanley Street, Holly Tree Drive, Henry Street
- Road/Concrete Sawing
  - Holly Tree Drive
- Crack Sealing
  - Tennessee Avenue
- Patching – Sparta Drive
- Repair Minor Drainage
  - Park Trace, Stanley Street
- Prepare equipment for leaf removal season

#### **Sign and Electrical Maintenance Work Orders:**

- Traffic Signal Repair/Maintenance
  - Azalia & Old Lantana Road – Yellow light
  - Peavine @ Town Center – Yellow bulb out
  - 127 @ Industrial Blvd. – Call out
- Electrical Maintenance on Street Lights
  - 127 (By Wells Road)
- Preventive maintenance on signals
  - Miller Avenue & Livingston Road
- Misc. Work with bucket truck – Take down Relay for Life banners
- Sign repair/Maintenance and Fabricating letters
  - 25 Signs/Locations

- Traffic Counters
  - Sparta Drive

### **Miscellaneous:**

- Splash Pad sun shades
- Recreation Center lot
- Turner Park trail – Change out lights
- Digital signs for Children’s program on Main Street
- Duer Soccer Complex lights
- TCAT Ground breaking
- Beeper Call-outs:
  - Red light at 5 Points
  - Red light on flash at E. First & Main Street
  - Red light at Woodlawn & Genesis
- Assistance to other departments:
  - Concrete patch driveway
  - Road closure on Stanley Street

# OCTOBER 2024 MONTHLY REPORT

---

## MAINTENANCE DEPARTMENT

**GENERAL MAINTENANCE WORK ORDERS COMPLETED:** 112

**SPECIAL PROJECTS/WORK ORDERS:**

- Prepare for ground breaking for the Recreation Center
- Work at and prepare for the Fly-In
- Repair handrail at Warner 4
- Set-up dog pen for the police department
- Paint the window and door trim at the Palace
- Mow and clean up lot for codes
- Set up one sun shade at Garrison Park

**SERVICE TRUCK CALLS:** 26

**VEHICLE/EQUIPMENT SERVICES AND REPAIRS:**

- CODES
  - NONE
- AIRPORT
  - NONE
- CATOOSA
  - Unit 1208 – Radiator assembly, hydra-boost unit.
- FIRE
  - Unit 541 – Service.
- MAINTENANCE
  - Unit 202 – Service.
- WATER TRANSMISSION/SEWER
  - Unit 439 – Service.
  - Unit 403 – Service, front pads, rear pads, glow plug control module, bed marker light, clock spring, DEF heater assembly.
- STREET
  - Unit 615 – Repaired lights.
  - Unit 633 – Service.
  - Unit 629 – Service.
  - Unit 642 – PTO relay.

- POLICE
  - Removed old equipment from fourteen (14) old police vehicles.
  - Unit 01 – Replace tail light bulb, check for codes for engine misfire (none found).  
Test drove to troubleshoot source of misfire. No service needed.
  - Unit 43 – Install radar.
  - Unit 40 – Service, air filter.
  - Units 14, 15, 20, 32, 33, 34 – Install police radios.
  - Unit 64 – Service, replace front brakes and rotors.
  - Unit 10 – Service.
- PARKS & RECREATION
  - Unit 720 – Rear wheel cylinders.
  - Unit 753 – Service, wiper blades.
  - Unit 730 – Oil cooler lines, muffler, replace broke motor bolts.
- WATER TREATMENT
  - Unit 903 – Service.
  - Unit 905 – Service.
  - Chevy 2500HD – Service, repaired light wiring.
- IT DEPARTMENT
  - NONE
- EMERGENCY MANAGEMENT
  - NONE
- ENGINEERING
  - NONE
- CEMETERY
  - Cemetery Kubota mower – Service, replaced blades.
- STORM WATER
  - NONE
- VEOLIA
  - Unit 804 – Replaced chain in front auger.
- CENTRAL STAFF
  - NONE

# Utility Maintenance

Oct-24  
Monthly Report

**Locations:** 373

**Backflows Tested:** 28

**Grinder Pumps Sold:** 4

**Preliminary Inspections:** 4

**Final Inspections:** 3

**Replacement Pumps** 4

**Grinder Pumps Repairs** 20

<b><u>Meter:</u></b>	Turn-Ons	29
	Turn-Offs	32
	Occupant Changes	71
	Reinstates	36
	Checks, Replacement, Repair	22
	Water Taps	4
	Main Line Leaks	8
	Service Repairs	4

**Total Water Loss:** 2,185,737.1 gallons

**Sewer Taps** 2

**Sewer Line Repairs** 8

**Graves** 3

<b><u>Pipe Installed</u></b>	92' of 3/4" copper
	5' of 1" copper
	0' of 2" copper
	24' of 6" PVC
	0' 12" PVC
	9' 2" PVC
	680' of 4" pvc
	0' of 3/4 PVC
	0' of 1" PVC
	0 of 4" HDPE
	0' of 2" HDPE



0' of 10" pvc  
0' of 8" pvc

### Monthly Summary

Replaced approximately 3 3/4  
water meters due to meter or AMR malfunctioning  
Read meters, Did service orders and customer complaints  
tested 28 backflows devices  
done dead end line flushing  
fixed water leaks  
made water and sewer taps

#### Water leaks repaired:

90 Holiday Court  
68 Sunset Lane  
42 Shoreline Drive  
44 Old Jamestown Hwy.  
White Oak Circle  
1251 N. Main Street  
370 Scarlett Drive  
Hawthorn Circle  
264 Camelia Drive  
Hickory Hollow Circle  
Wild Plum Lane  
918 Hwy 68

#### Water Taps:

324 Wild Plum drive  
Park Street  
1939 Hwy. 70 East  
161 Dewey Drive L.9

#### Sewer Taps

Park Street  
161 Dewey Drive L.9

#### Sewer Line Repairs:

3381 North Main Street  
215 Southgate Drive  
131 Netherton Lane  
80 Benwick Drive

200 Hawthorn Loop  
274 Hawthorn Loop  
296 Holly Tree Drive  
151 Homestead Drive

**Grinder pump finals**

141 Skyview Meadow Drive  
138 Skyview Meadow Drive  
35 Sydnet Court

**Grave Services**

Kelley and Barbara Amber  
Joshua Paul Young  
Margie B. Henderson

**Next Months Forcast**

Replace AMR meters & ERTs as needed  
Do water & sewer taps & graves  
Repair Grinder pumps & cleanings & maint. checks  
Test Backflows  
Hydrant testing and/or maintenance  
Start sewer line Extension on Canary Drive  
Work on finishing dead end line flushing list  
Start water and sewer line extensions on North Side drive

# October 2024 Maintenance Report

## Meadow Park Lake

### General Maintenance:

- ❖ Changed monthly water filters for machines
- ❖ Serviced Dehumidifiers
- ❖ Serviced even number motors and pumps
- ❖ Changed caustic tubes in pumps
- ❖ Changed poly tubes in pumps
- ❖ Cleaned out all venturi ports
- ❖ Changed miox tube in #1
- ❖ Cleaned ports for ROF and LOH meters
- ❖ Replaced roof vent fan assembly
- ❖ Repaired water line off the meter to the raw pumphouse

### Unexpected Repairs:

- ❖ Miox tube

### Continuing Projects:

- ❖ Jesco pump for post miox
- ❖ New bicarb stand for raw pumphouse
- ❖ Fence addition and new gate placement

## Holiday Hills

### General Maintenance:

- ❖ Changed monthly water filters for machines
- ❖ Serviced Dehumidifiers
- ❖ Serviced even number motors and pumps
- ❖ Changed caustic tubes in pumps
- ❖ Changed poly tubes in pumps
- ❖ Serviced Air pumps
- ❖ Hooked up new poly pump
- ❖ Repaired electric in chem room
- ❖ Service miox machine 1
- ❖ Fixed water valve in miox machine
- ❖ Added more smaller holed fence at the intake to catch leaves

### Unexpected Repairs:

- ❖ Valve in miox

### Continuing Projects:

- ❖ Pump changeouts and plumbing for pre and post miox

# October 2024 Maintenance Report

- ❖ New plumbing and chemical drops in the finished water line in basement
- ❖ Fence moved and new pump storage building
- ❖ Fence repair

CATOOSA DEPARTMENT  
WATER LOST  
OCTOBER 2024

<b>MASTER PUMPS</b>	<b>WATER PURCHASED</b>		
70-NORTH	12,078,230		
127 HWY	14,190,176		
GENESIS	6,794,300		
62 HWY	0		
<b>TOTAL</b>	<b>33,062,706</b>		
	<b>WATER SOLD</b>		
<b>MASTER PUMP TOTALS</b>	<b>33,062,706</b>		
<b>LESS CUSTOMERS</b>	<b>18,700,700</b>		
<b>LESS 200 ACCOUNTS</b>	<b>5,105,900</b>		
	<b>9,256,106</b>	<b>% of Loss</b>	<b>28%</b>
<b>FIRE DEPARTMENT</b>			
<b>TANK CLEANING &amp; FILLING</b>	-		
<b>METERED FILLING</b>			
<b>METERED FLUSHING</b>	5,425		
<b>UNMETERED FLUSHING</b>	430		
<b>UNMETERED LEAK</b>	2,505,480		
<b>BILL ADJUSTMENTS</b>			
<b>METERED LEAKS</b>			
<b>BULK SALES</b>			
<b>TOTAL</b>	<b>6,744,771</b>	<b>Total % Loss</b>	<b>20%</b>

## October 2024 Tournament Information

10/5/2024

- Girl's fastpitch (8u 10u)
  - PGF softball association:
  - 26 Teams from: TN & KY & GA
    - Knoxville, Morristown, Oak Ridge, Kingston, Oliver springs, Maryville, Cookeville, Murray, London, Oglethorpe, Dalton,
  - 21 hotel rooms

10/26/2024 – 10/27/2024

- ALL- IN Soccer Tournament: Spooktacular
  - 40 Teams from: GA, TN, KY, OH, AL, NC
  - 89 Hotel Rooms: (only heard back from 16 of the 39 teams)

**Facilities**

Centennial Park Shelter 2	\$76.76	3
Centennial Park Shelter 3	\$67.28	2
Crossville Depot Meeting Room	\$628.00	7
Duer Field 12 (State)	\$77.63	1
Pickleball Court 1	\$20.70	5
Pickleball Court 2	\$24.84	6
Pickleball Court 3	\$37.26	9
Pickleball court 4	\$45.54	11
Pickleball Court 5	\$43.47	15
Pickleball Court 6	\$37.12	14
Pickleball Court 7	\$22.77	8
Pickleball Court 8	\$12.42	5
	<b>\$1,093.79</b>	<b>86</b>

**POS**

Palace	\$5,632.75	1,004
Recreation	\$24.00	8
	<b>\$5,656.75</b>	<b>1,012</b>

**Account Credit**

Account Credit	\$6.00	1
	<b>\$6.00</b>	<b>1</b>

## Palace Events October 2024

<b>PALACE-PRODUCED EVENTS</b>	<b>Event Date</b>	<b>Artist Fee</b>	<b># Tickets</b>	<b>Ticket Revenue</b>	<b>ACTUAL Ticket</b>	<b>Concessions Revenue</b>	<b>Sound Tech</b>	<b>NET P/L</b>
Movie: The Wolfman	October 1	\$ (225.00)	20	\$100.00	\$ 100.00	\$ 71.00		\$ (54.00)
Movie: Children of the Corn	October 2	\$ (225.00)	27	\$135.00	\$ 135.00	\$ 121.00		\$ 31.00
Movie: Tales from the Crypt	October 3	\$ (225.00)	3	\$15.00	\$ 15.00	\$ 15.00		\$ (195.00)
Movie: Lost Boys	October 3	\$ (225.00)	33	\$ 165.00	\$ 165.00	\$ 159.00		\$ 99.00
Movie: Psycho	October 8	\$ (225.00)	10	\$ 50.00	\$ 50.00	\$ 58.00		\$ (117.00)
Movie: 13 Ghosts	October 10	\$ (225.00)	8	\$ 40.00	\$ 40.00	\$ 21.00		\$ (164.00)
Movie: Sleepy Hollow	October 11	\$ (225.00)	37	\$ 185.00	\$ 185.00	\$ 156.00		\$ 116.00
Melissa Ellis with Wendell Werner*	October 12	\$ (1,064.00)	68	\$ 1,330.00	\$ 1,289.96	\$ 145.00	\$ (200.00)	\$ 170.96
Movie: Halloweentown	October 15	\$ (225.00)	47	\$ 235.00	\$ 235.00	\$ 218.00		\$ 228.00
Movie: Haunted Mansion	October 16	\$ (225.00)	74	\$ 370.00	\$ 370.00	\$ 250.00		\$ 395.00
Movie: Hocus Pocus (2 showings)	October 17	\$ (450.00)	156	\$ 780.00	\$ 780.00	\$ 308.00		\$ 638.00
Movie: Pet Semetary	October 23	\$ (225.00)	1	\$ 5.00	\$ 5.00	\$ 5.00		\$ (215.00)
Movie: Psycho	October 24	\$ (225.00)	30	\$ 150.00	\$ 150.00	\$ 76.00		\$ 1.00
Movie: Child's Play	October 24	\$ (225.00)	7	\$ 35.00	\$ 35.00	\$ 15.00		\$ (175.00)
Soul Sacrifice: A Santana Tribute	October 25	\$ (3,768.00)	228	\$ 5,475.00	\$ 5,275.12	\$ 519.00	\$ (200.00)	\$ 1,826.12
Movie: War of the Worlds	October 29	\$ (225.00)	8	\$ 40.00	\$ 40.00	\$ 28.00		\$ (157.00)
Movie: Misery	October 30	\$ (225.00)	9	\$ 45.00	\$ 45.00	\$ 29.00		\$ (151.00)
Movie: Halloween	October 31	\$ (225.00)	43	\$ 215.00	\$ 215.00	\$ 185.00		\$ 175.00
<b>TOTALS:</b>		<b>\$ (8,657.00)</b>	<b>809</b>	<b>\$9,370.00</b>	<b>\$ 9,130.08</b>	<b>\$ 2,379.00</b>	<b>\$ (400.00)</b>	<b>\$ 2,452.08</b>
* = Ticket splits								
<b>RENTALS</b>	<b>EVENT DATE</b>	<b>RENT</b>	<b># Tickets</b>	<b>Ticket Revenue</b>	<b>OUR FEES</b>	<b>Concessions Revenue</b>	<b>Sound Tech</b>	<b>NET P/L</b>
Legend of Boggy Creek: UCBF movie event	October 15		154			\$ 412.00		\$ 412.00
Open Mic Night	October 22					\$ 62.00	\$ (125.00)	\$ (63.00)
EMA Storm Spotter Class	October 29		87			\$ 54.00		\$ 54.00
<b>TOTALS:</b>		<b>\$ -</b>	<b>241</b>	<b>\$ -</b>	<b>\$ -</b>	<b>\$ 528.00</b>	<b>\$ (125.00)</b>	<b>\$ 403.00</b>
<b>OTHER</b>	<b>EVENT DATE</b>	<b>RENT/License</b>	<b># Tickets</b>	<b>Ticket Revenue</b>	<b>NET TICKET REVENUE</b>	<b>Concessions Revenue</b>	<b>Sound Tech</b>	<b>NET P/L</b>
Fourth Grade Tour	10-Oct							
Brown Elementary AR Reward trip	October 25	\$ (225.00)	41			\$ 205.00		\$ (20.00)
<b>TOTALS:</b>		<b>\$ (225.00)</b>	<b>41</b>			<b>\$ 205.00</b>		<b>\$ (20.00)</b>
<b>TOTALS October: 23 events</b>		<b>\$ (8,882.00)</b>	<b>1,091</b>	<b>\$9,370.00</b>	<b>\$ 9,130.08</b>	<b>\$ 3,112.00</b>	<b>\$ (525.00)</b>	<b>\$ 2,835.08</b>



**Depot**

Date	34757 Gift Shop	34758 Room Rental	21914 Deposit	21521 Sales Tax	34754 Minus CC	11910 Over/Short	Big Foot T Shirts Sold	Tax Exempt Weekend	37199 Returned Check	Donation 37990	37199 - Returned check fee	DCR TOTAL	DCR #
10/01/24	8.00			0.78								8.78	6276
10/01/24		260.00			-260.00								6277
10/02/24	20.00			1.95	-21.95								6286
10/03/24	54.99			5.37	-54.88							5.48	6288
10/04/24	145.00			14.14	-150.36							8.78	6294
10/05/24	44.50			4.34	-37.86							10.98	6295
10/08/24	73.00			7.12	-62.56							17.56	6298
10/08/24		120.00			-120.00								6299
10/09/24	37.50			3.65	-38.41							2.74	6306
10/10/24	130.00			12.68	-94.39							48.29	6307
10/10/24		90.00			-90.00								6308
10/11/24	200.00			19.51	-48.29							171.22	6310
10/12/24	170.00			16.58	-160.24							26.34	6311
10/15/24	153.00			14.91	-167.91								6312
10/16/24	90.00			8.78	-79.02							19.76	6322
10/18/24	33.00			3.21	-33.47							2.74	6338
10/18/24		180.00			-180.00								6339
10/22/24	64.50			6.29	-70.79								6340
10/23/24		60.00			-60.00								6342
10/23/24	16.00			1.57	-17.57								6343
10/24/24	30.50			2.98	-33.48								6346
10/25/24	113.00			5.56	-118.56								6347
10/26/24	118.00			11.50	-129.50								6348
10/29/24	83.00			8.09	-82.31							8.78	6363
10/29/24		90.00			-90.00								6364
10/29/24		-193.00			193.00								6365
<b>TOTAL:</b>	<b>1,583.99</b>	<b>607.00</b>	<b>0.00</b>	<b>149.01</b>	<b>-2,008.55</b>	<b>0.00</b>		<b>0.00</b>	<b>0.00</b>	<b>0.00</b>		<b>331.45</b>	
			Gross Sales:	149.01				0.00					
							Revenue		Tax				
							0.00	7.00%	0.00				
							0.00	2.75%	0.00				
Total Revenue:	2,190.99								0.00				
Exempt:	607.00								0.00	Total Tax			
Taxable:	1,583.99												149.01
							Revenue + Tax =	0.00					

**CODES**

110-21521 149.01  
Revenue

# Permits Break Down Report

	City & County Mechanical	City & County Plumbing	City Commercial	City Residential	County Commercial	County Residential	Land Disturbance Permits	Sign	Total Permits	County Fees Paid	City Fees Paid	Total Fees Paid
July 2024	35	9	3	11	0	0	3	4	65	\$1,230.00	\$9,315.00	\$10,545.00
August 2024	32	7	5	11	0	0	0	4	59	\$855.00	\$9,187.00	\$10,042.00
September 2024	21	11	8	11	0	0	1	8	60	\$855.00	\$14,909.00	\$15,764.00
October 2024	23	8	5	8	1	1	1	5	52	\$9,529.00	\$6,940.00	\$16,469.00
<b>Total</b>	<b>111</b>	<b>35</b>	<b>21</b>	<b>41</b>	<b>1</b>	<b>1</b>	<b>5</b>	<b>21</b>	<b>236</b>	<b>\$12,469.00</b>	<b>\$40,351.00</b>	<b>\$52,820.00</b>

## Engineering Projects Report November 7, 2024

Project	Current Status	Dates
<b>TDOT 127 South Utility Relocation</b>	A final punch list will has been created and the contractor is working on the items.	Target Completion Date June 30, 2024
<b>TDOT 127 North Utility Relocation Section 1</b>	The utilities for this project are almost complete and the Contractor lacks about 400 feet of 6 inch water line which will be installed after a deep cut is excavated.	Target Completion Date June 30, 2025
<b>TDOT 127 North Utility Relocation Section 4 (Fentress Cumberland County Line)</b>	The portion of this project that is the City's water utility relocation is complete and a final punch list will be created after the road work is completed.	Target Completion Date August 31, 2026
<b>TDOT 127 North Utility Relocation Section 2</b>	This project is tentatively scheduled to be bid October \ November 2025.	
<b>TDOT 127 North Utility Relocation Section 3</b>	This project is tentatively scheduled to be bid October \ November 2025.	
<b>Northwest Connector Phase 3</b>	The utilities for this project are complete with the exception of final clean up and relocating the water line at Mizkan's driveway.	Total Completion Date July 21, 2023 Finish from Genesis To Stout May 31, 2022
<b>Northwest Connector Phase 2</b>	All acquisition has been completed by the City. TDOT has certified the ROW and we are now waiting for TDOT to program the construction in the TDOT budget. This project is not in TDOT's three year plan.	
<b>Interstate Drive Extension West of Genesis Road</b>	The ROW plans have been reviewed by TDOT and the Engineer has updated the plans and the acquisition has started.	
<b>Downtown Sidewalks</b>	The Contractor is 95% complete with phase 1.1 and phase 1.2. The Contractor has demoed half of phase 1.3. The asphalt is scheduled for November 11th and 12th on the first two phases The Contractor is currently installing the conduit for the street lights in the phase 1.3. The schedule has been updated on the City's website.	Completion Date May 1st 2025
<b>Old Lantana Road, County Seat and Southbend Waterline Replacement</b>	The City has reviewed the plans and the Engineer is revising the plans. A construction start date will be established once the easements are acquired.	
<b>Quail Hollow Court</b>	The Exhibit "A" document required for the sale of the property will be updated when the Airport Layout Plan is updated.	
<b>Main Street and Lantana Traffic Signal Replacement</b>	The Contractor has completed all of their contract. The City must install all four ADA sidewalk corners in the intersection for the grant to be completed. We think the two eastern corners will be completed by the Downtown Contractor and the City will temporarily repair the west corners so the grant can be closed out.	Completion date August 22, 2024
<b>Fourth Street and West Avenue Traffic Signal Replacement</b>	The ROW plans have been approved by TDOT. A utility coordination meeting is forthcoming. This project has low priorities because the City will not have STP funds to fund construction for three to five years.	
<b>Meadow Park Water Filtration Plant Sewer Project</b>	The Engineer has created the exhibits for the easements. The City is in the process of acquiring the easements.	Schedule will be forthcoming
<b>Raw Water Study (Meadow Park Lake Expansion)</b>	It has been determined that the savings identified by the additional SQT work did not make the TDEC mitigation significantly more financially feasible. The Engineers are now reviewing the process of "ecosystem services" as a process of reducing the amount of mitigation.	
<b>Underwood Street Sidewalk</b>	Acquisition documents will be turned over to the City Attorney so that City Staff can negotiate the acquisitions.	
<b>Airport ALP</b>	The final Airport Layout Plan has approved by the FAA. The City has not received the final approved documents.	
<b>TDOT SR 1 Highway 70 Bridge Replacement (Sparta Highway) Utility Relocation</b>	The contractor started September 11th 2023 and will have the road closed through December 2024. The Contractor has completed about 30% of the water and sewer relocation.	Bid Letting December 9, 2022
<b>TDOT SR 24 Highway 70 North Bridge Replacement Utility Relocation</b>	The City has received revised plans from TDOT and the original water and sewer design will be evaluated in the coming months. This project will be bid December 2024 and will include a road closure.	Bid Letting August 19, 2022 DELAYED
<b>CoLinX Fire Pump and Tank System</b>	All work has been completed and this project will be removed from this list.	
<b>Little Obed Pedestrian Bridge and Greenway</b>	The route has been surveyed and the archeological study has been completed. The City has received the clearance of the CDBG environmental review record.	
<b>Airport Box Hangars</b>	The Whisper Aero hangar is complete and will be removed from this project. The City is awaiting the contracts on the four 60 x 60 hangars before starting the drainage improvements.	
<b>Truck Route</b>	A survey has been posted on Facebook and on the City's website. This is a requirement of the truck restriction.	
<b>Airport Terminal Building</b>	The Contractor has completed the punch list items and the City is waiting on closeout documents and the final pay request.	
<b>Demolition and removal of Buildings on Ford Property</b>	All buildings have been removed and this item will be removed from this list.	
<b>ARPA Sewer I&amp;I Project.</b>	This project is nearly complete with one line replacement, one manhole replacement and five manhole linings remaining.	Completion Date January 12th 2025
<b>Creston Road ARPA Waterline Project</b>	This project is out for bid.	
<b>East Ridge Sewer Extension</b>	The developer has paid the fees and the plans have been approved by TDEC.	
<b>Peavine Sewer Expansion</b>	The plans are finished and the City is acquiring easements for this project.	
<b>Genesis Road and 127 Sewer Expansion</b>	Plans have been approved by TDEC and a TDOT permit has been issued. The City is currently acquiring easements.	
<b>Little Obed Pump Station and Jail Bar Screen Installation</b>	The notice to proceed is set for November 18th. The Completion date is September 14th, 2025.	
<b>New Fire Station 2</b>	A preconstruction meeting has been held and we are waiting on the contractor to start excavation.	
<b>TDOT I-40 Bridge Widening over 70 North</b>	The TDOT plans have changed and the City will currently only be required to install 2 water valves.	
<b>Deer Creek Sewer</b>	Deer Creek's TDEC permit has been approved and the fees have been paid.	
<b>Indian Woods Village Sewer</b>	The fees have been paid and we are waiting on plan submission.	
<b>Water Filtration Plant Upgrade</b>	The switch gear for the main Meadow Park building has been replaced.	
<b>YMCA Indoor Recreation Project</b>	City Staff is reviewing plans and have set a meeting up with the Church of Christ to discuss road changes.	
<b>Private Developments</b>		
<b>The Gardens Phase 8 Plat 3</b>	The City is holding a financial guarantee for a temporary Cul-de-sac or the next phase to start.	
<b>The Gardens Phase 8 Plat 4A</b>	The City is holding a financial guarantee for a temporary Cul-de-sac or the next phase to start.	
<b>Sky View Meadow Subdivision Phase 2 &amp; 3</b>	All roads, water and sewer are complete. The stormwater retention structures have not been completed and the City is holding a financial guarantee for this work.	
<b>Genesis Plaza</b>	The Developer has installed all utilities and has constructed all road improvements for the active phases.	
<b>The Grove</b>	The City is holding a financial guarantee for a temporary Cul-de-sac or the next phase to start.	
<b>Homestead Junction</b>	The City is holding a financial guarantee for road construction that has not started.	

## **Airport Committee Meeting Report from FBO: November 4, 2024**

September 2024 Fuel Flow: 7,748 gallons

Jet A- 5,054

Avgas- 2,694

**October 2024 Fuel Flow: 10,780 gallons**

**Jet A- 5,170**

**Avgas- 5,610**

Last October 2023 Fuel Flow: 8,251 Gallons

Jet A- 4,412

Avgas- 3,839

Fuel sales were up in October over September, slightly for Jet A and double for Avgas. Year over year fuel sales were up 30.6% from last October 2023. Weather was great for flying all month and the airport open house at the beginning of October helped with Avgas sales.

The maintenance shop remains busy and fully booked. We have hired a new maintenance technician increasing our staff from 4 to 5. This is good news since we continue to have a back log of work.

Our team attended the annual Tennessee Aviation Hall of Fame Gala on October 26. John Ellington sponsored a table and invited our Crossville team to attend with him and Azure sponsored a table at the event. You can learn more about the Hall of Fame at their website: <https://www.tnaviationhof.org>. Crossville is home to several Hall of Fame members including Cosby Harrison (Trade A Plane Founder), Curtis "Griz" Watson, John Ellington, and Colonel Ben Welch. The aviation community in Crossville has a rich heritage of significant contributions to aviation in Tennessee and across the country.

A big thank you to Ben Welch for his service on the Airport Committee over the past 5 plus years. Ben has been a tireless advocate of the Crossville Airport donating his time to the committee, to giving tours of the airport, and working on the annual airport open house/ fly-in.

6 Months interest in  
November and May  
Principal payment in May

					6/30/2024	Due May		6/30/2025
	PAY	INT		LOAN	PRINCIPLE	INTEREST	LOAN	
	<u>OUT</u>	<u>RATE</u>		<u>BALANCE</u>	<u>PAYMENT</u>	<u>PAYMENT</u>	<u>BALANCE</u>	
<b>GENERAL FUND</b>								
2020 Series A1 Bonds	2021	2037	4.00%	\$ 3,790,000	\$ 65,000	\$ 82,650	\$ 3,725,000	
2020 Series B Bonds	2021	2028	4.27%	\$ 1,110,000	\$ 270,000	\$ 15,418	\$ 840,000	
2020 Series A2 Bonds	2021	2037	3.00%	\$ 980,000	\$ 65,000	\$ 20,250	\$ 915,000	
				\$ -	\$ -	\$ -	\$ -	
				<u>\$ 5,880,000</u>	<u>\$ 400,000</u>	<u>\$ 118,318</u>	<u>\$ 5,480,000</u>	

Water & Sewer Fund

2020 Series C Bonds	0.80534	2050	4.00%	\$ 28,215,000	\$ 610,000	\$ 636,166	\$ 27,605,000
Catoosa's Share	0.19466			\$ 5,487,483	\$ 118,743	\$ 123,836	\$ 5,368,740
				<u>\$ 22,727,517</u>	<u>\$ 491,257</u>	<u>\$ 512,330</u>	<u>\$ 22,236,260</u>
2020 Sries D Bonds		2027	4.19%	\$ 620,000	\$ 210,000	\$ 7,936	\$ 410,000
				<u>\$ 23,347,517</u>	<u>\$ 701,257</u>	<u>\$ 520,266</u>	<u>\$ 22,646,260</u>

CATOOSA

2020 Series C Bonds		2050	4.00%	\$ 5,487,483	\$ 118,743	\$ 123,836	\$ 5,368,740
5/20/2021 RUD Plateau tank	40 yrs	2061	1.75	\$ 857,355	\$ 16,380	\$ 14,591	\$ 857,355
4/11/2022 RUD Plateau tank		40	2061	1.5	\$ 301,796	\$ 5,896	\$ 301,796
				<u>\$ 6,344,838</u>	<u>\$ 135,123</u>	<u>\$ 138,427</u>	<u>\$ 6,226,095</u>

**TOTALS (WATER & SEWER FUND)** \$ 29,692,355 \$ 836,380 \$ 658,693 \$ 28,872,355

TOTAL ALL FUNDS \$ 35,572,355 \$ 1,236,380 \$ 777,011 \$ 34,352,355