



CITY OF  
**CROSSVILLE**  
TENNESSEE

---

# CITY MANAGER'S MONTHLY REPORT

---



**August  
2025**

Prepared by  
**City Clerk's  
Office**

---

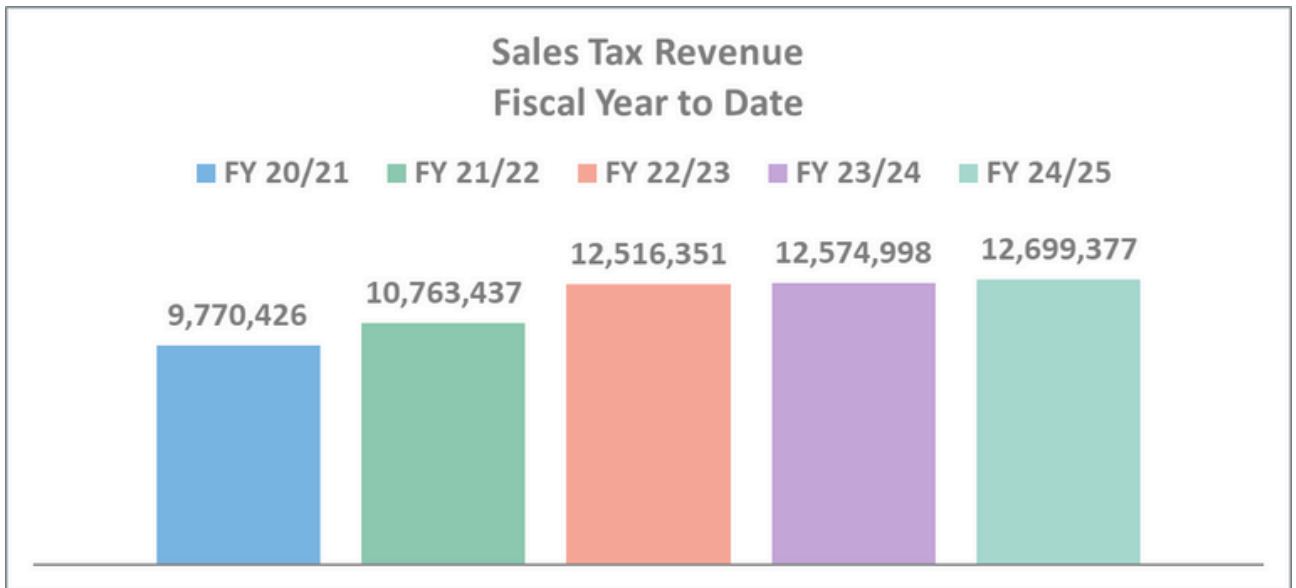
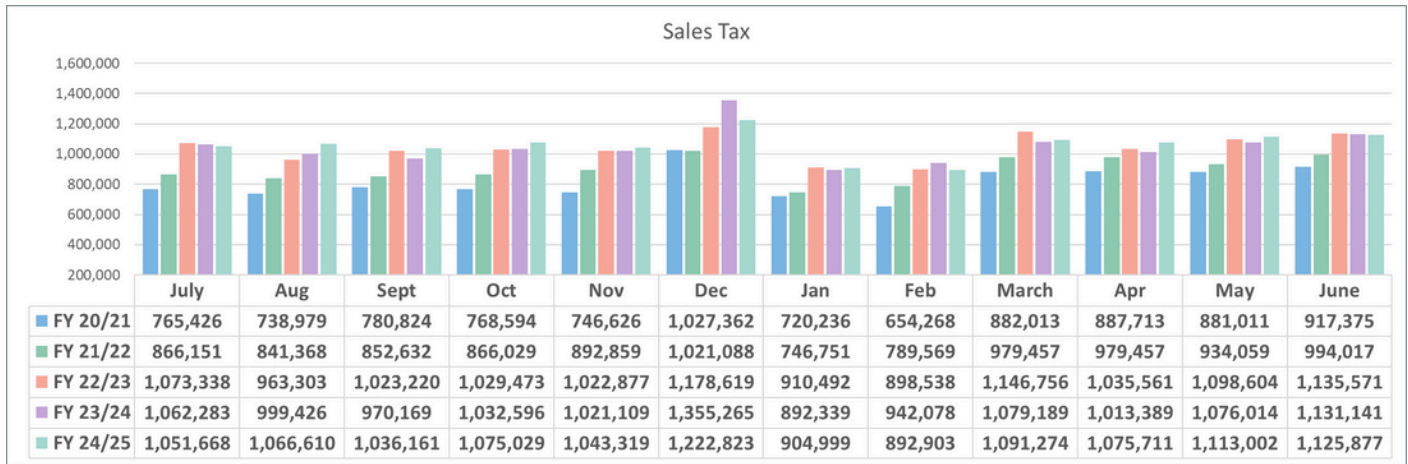
# Table of Contents

<u>Sales Tax</u>	01
<u>Wholesale Beer Tax</u>	02
<u>Liquor Tax</u>	03
<u>Hotel Occupancy Tax</u>	04
<u>Human Resources Report</u>	05
<u>Police Dept. - Stats</u>	06
<u>Police Dept. - Year To Year</u>	07
<u>Police Dept. - SRO Report</u>	08
<u>Fire Dept. - Incident Report</u>	09
<u>Water Loss Report</u>	10
<u>Street Dept. Report</u>	11
<u>Maintenance Dept. Report</u>	12
<u>Water Treatment Plant Report</u>	13
<u>Utility Maintenance Report</u>	14
<u>Catoosa Dept. Report</u>	15
<u>Leisure Services Dept. - Parks Report</u>	16
<u>Leisure Services Dept. - Palace Report</u>	17
<u>Leisure Services Dept. - Events Report</u>	18
<u>Codes Dept. Report</u>	19
<u>Engineering Dept. Report</u>	20
<u>Airport FBO Report</u>	21
<u>Finance Dept. - Bonds Report</u>	22
<u>Finance Dept. - Grants Report</u>	23
<u>Bids under Budget</u>	24

# CITY OF CROSSVILLE

## SALES TAX

### AUGUST 2025



#### \*COLLECTIONS IN THE CITY OF CROSSVILLE

State of TN Cost of Administration

2,272,629.69  
1.125% \$ 17,044.72

Net Collections (sent to Trustee's office)

\$ 2,255,584.97

Local Option Out of State Distribution

\$ 18,724.62

Trustee of Cumberland County

1% \$ 22,555.85

Net To Be Distributed

\$ 2,251,753.74

#### CITY OF CROSSVILLE SPLIT

Check to City of Crossville

\$ 1,125,876.87

Check to Cumberland County Board of Education

\$ 1,125,876.87

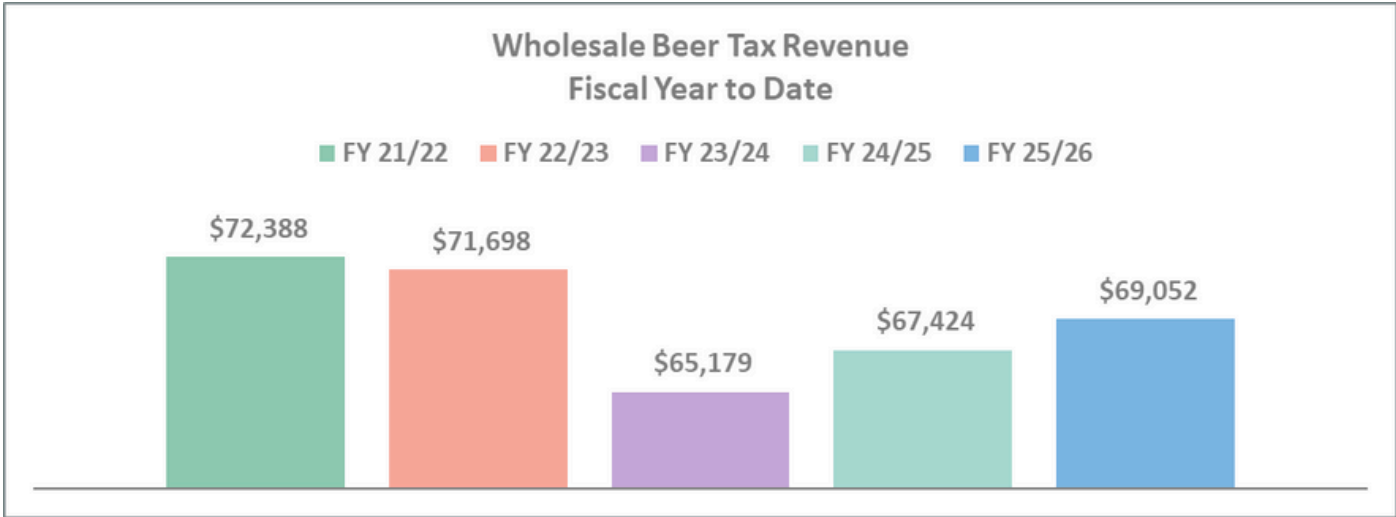
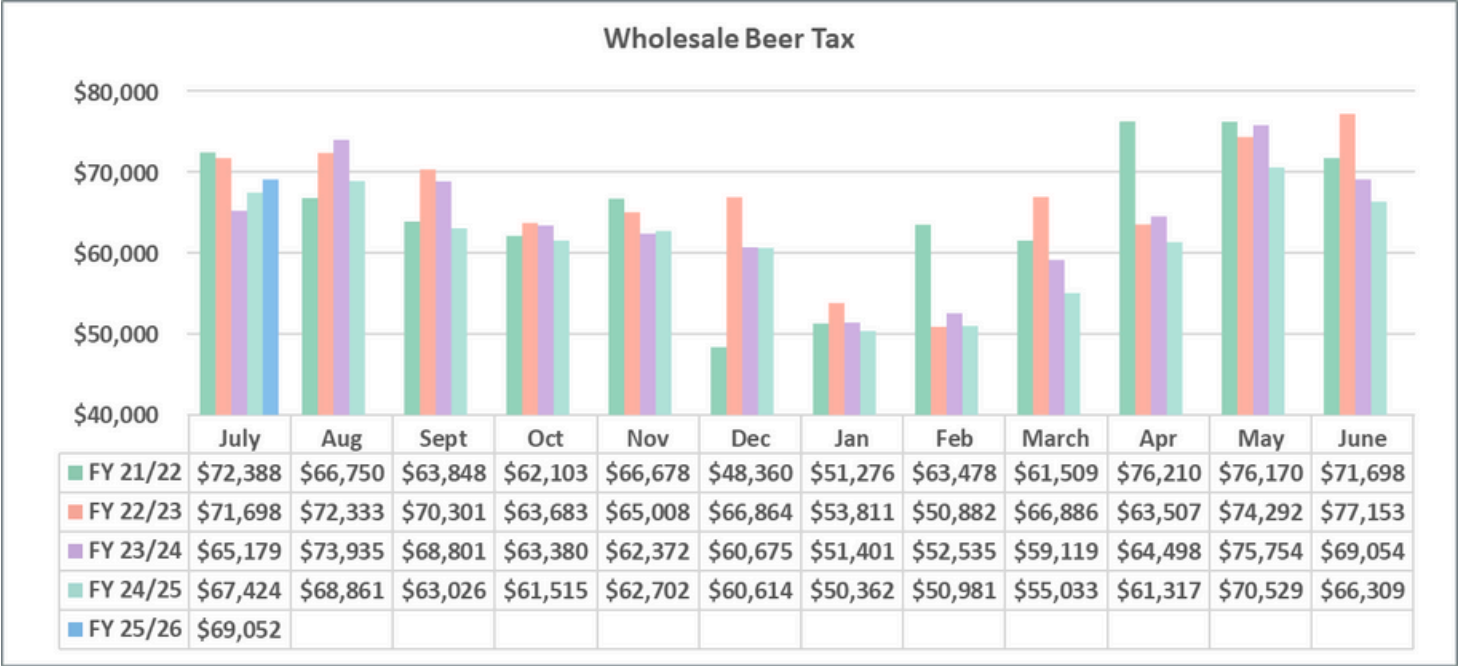
\*Totals reported in August but actually collected in June



# CITY OF CROSSVILLE

## WHOLESALE BEER TAX

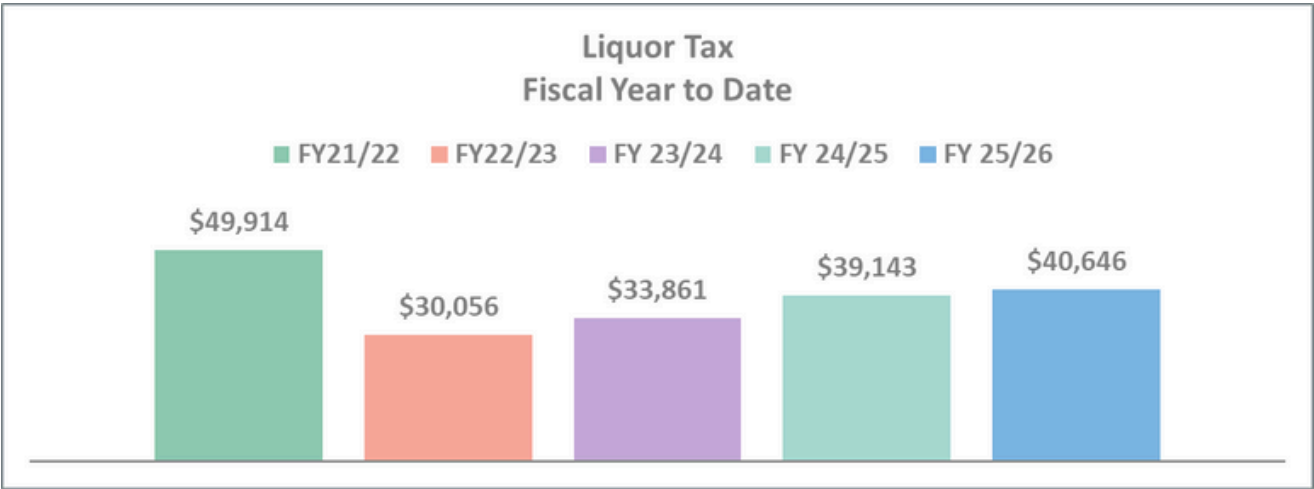
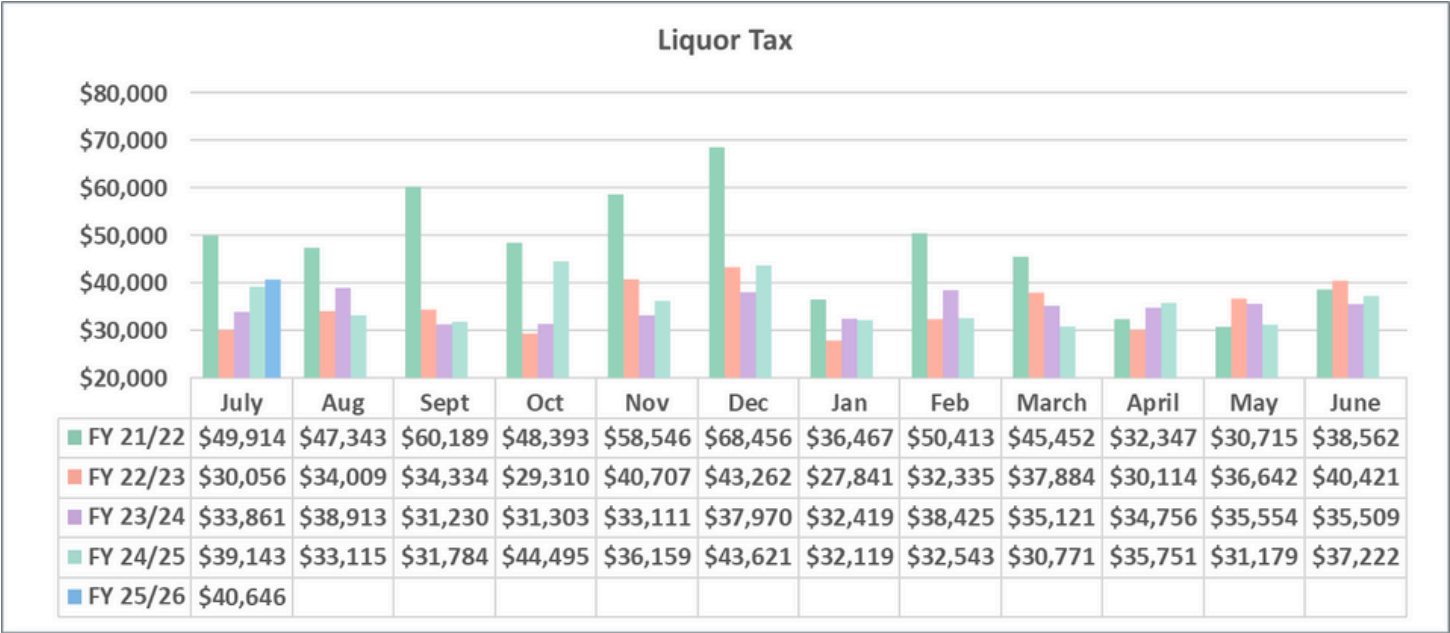
### AUGUST 2025



# CITY OF CROSSVILLE

## LIQUOR TAX

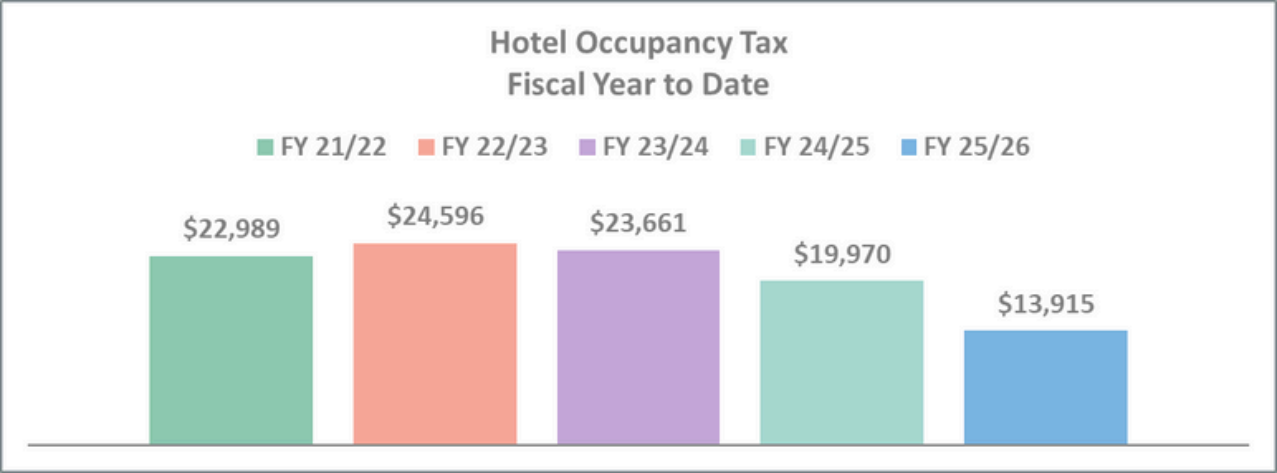
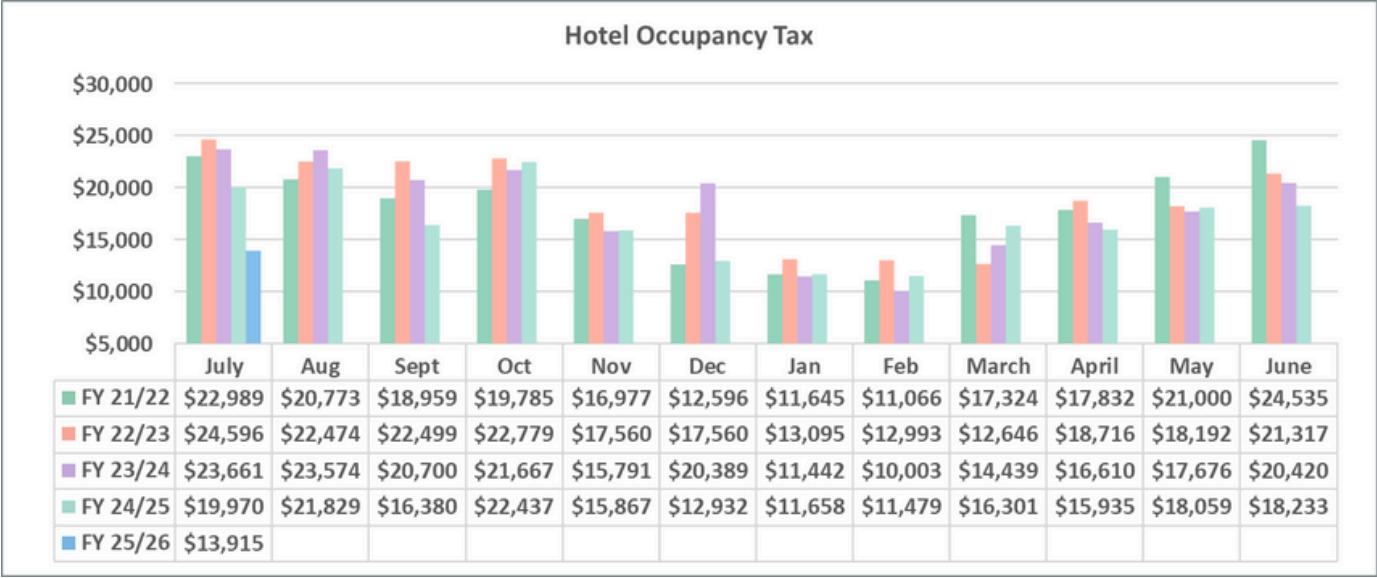
### AUGUST 2025



# CITY OF CROSSVILLE

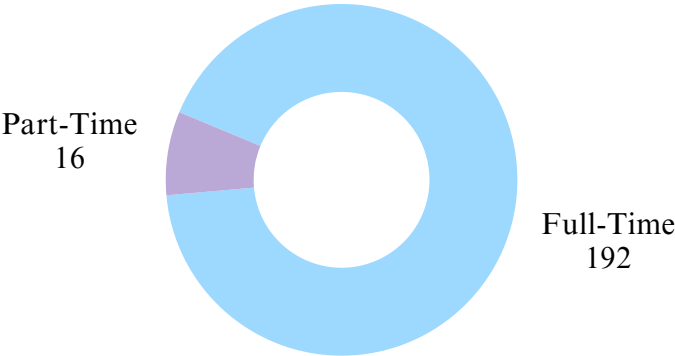
## HOTEL OCCUPANCY TAX

### AUGUST 2025



CITY OF CROSSVILLE  
HUMAN RESOURCES  
AUGUST REPORT

Employees



**YEARS OF SERVICE**

Phillip Phipps	29
Kevin Oaks	26
Jonathan Tollett	22
Terry Graham	22
Todd Kemmer	18
Thomas Smith	17
Teresa Goss	12
Joel Stevens	11
Matthew Jones	10
Jason Brown	9
Mason Fox	6
Amy Sherrill	5
Gage Gunnels	3
Jacklyn Grant	3
Jessie Henson	3
Mathew Charlock	3
Zachary Terry	3
Tanner Hurd	3
Levi Smith	2
Mason Steinmann	1

**EMPLOYEE OF THE 1ST QUARTER**

Kyle Sherrill

**EMPLOYEE OF THE 2ND QUARTER**

Justin Troglin

**NEW HIRES**

**Utility Maintenance Dept.**

- Cody Buckner

**JOB VACANCIES**

**Leisure Services**

- Maintenance Worker

**Employee Picnic  
October 10<sup>th</sup>, 2025**





# CROSSVILLE POLICE DEPARTMENT

## MONTHLY STATS REPORT

### AUGUST 2025

CITATIONS		OFFENSES		ARRESTS	
Failure to Signal	2	Burglary	5	Theft All Other	2
Speeding	23	Theft from Building	1	Disorderly Conduct	2
Seatbelt Violation	17	Theft from Vehicle	1	Burglary	1
Texting while Driving	3	Theft All Other	3	Assault	2
Due Care	1	Assault	2	Fraud	1
Insurance Violation	19	Fraud	3	Hit & Run	1
Registration Violation	26	Domestic Assault	2	Resist/Evading Arrest	1
Light Law Violation	16	Shoplifting	6	Drug Violation	7
Window Tint Violation	1	Counterfeit	1	Drug Equipment	5
Child Restraint Violation	1	Death	3	DUI	7
Ran Traffic Light	5	Vandalism	5	Vandalism	4
Ran Stop Sign	3	Forcible Fondling	2	DOR/DOS/No DL	6
		Rape	2	Homicide	1
		Lost Property	3	Public Intoxication	2
		APS Referral	6	Traffic Violations	4
		Vehicle Theft	2	Criminal Trespass	1
		DCS Referral	1	Warrant	18
		ICAC Cases	1	Assault on Officer	1
		Runaway	1		
		Intimidation	1		
		Arson	1		
		Pornography	1		
		Property Damage	1		
		Bomb Threat	1		
<b>TOTAL</b>	<b>117</b>	<b>TOTAL</b>	<b>55</b>		
<b>SPEED WARNINGS</b>	<b>1</b>	<b>JUVENILE ARRESTS</b>			
<b>WARNINGS</b>	<b>1</b>	Threat of Mass Violence	1		
Accidents		Tampering w/ Evidence	1		
Fatality	0	Vaping Violation	8	<b>TOTAL</b>	<b>66</b>
With Injury	14	Resisting Arrest	1	<b>ROAD CALLS</b>	<b>2733</b>
Without Injury	18	DUI	1	<b>SCHOOL CALLS</b>	<b>1111</b>
Minor	77	Assault	1	<b>ANIMAL CONTROL CAL</b>	<b>54</b>
<b>TOTAL</b>	<b>109</b>	<b>TOTAL</b>	<b>13</b>	<b>TOTAL CALLS</b>	<b>3898</b>

- August 1st - Provided traffic and crowd control - Friday at the Crossroads Event
- August 17th-23rd - Provided security for the Cumberland County Fair
- August 22nd - Participated in THSO event - in Lincoln County
- August 26th - Participated in THSO event - Hands Across the Border event in Georgia



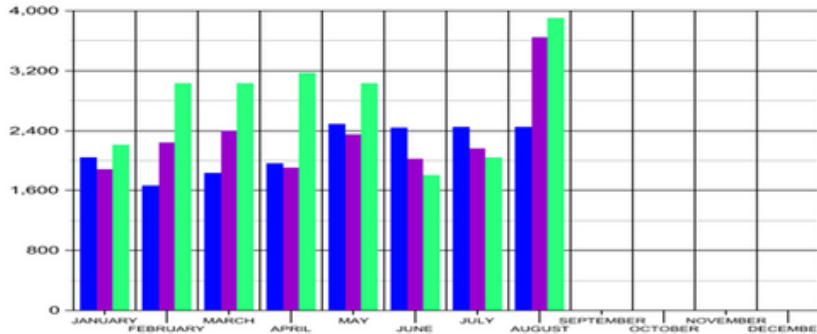


# CROSSVILLE POLICE DEPARTMENT

## STAT COMPARISONS

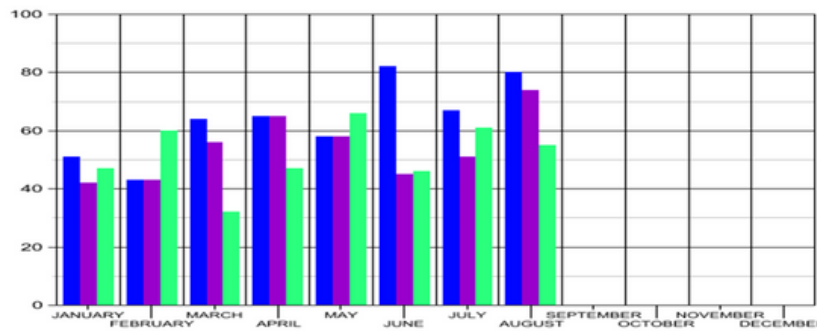
### YEAR TO YEAR

2023 2024 2025



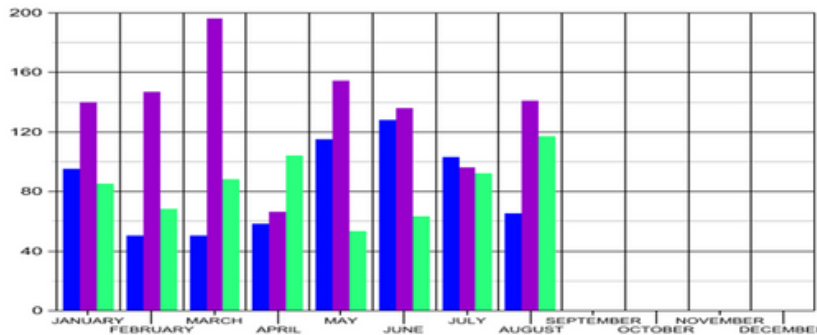
#### CALLS

2023 — 17,309  
2024 — 18,577  
2025 — 22,250



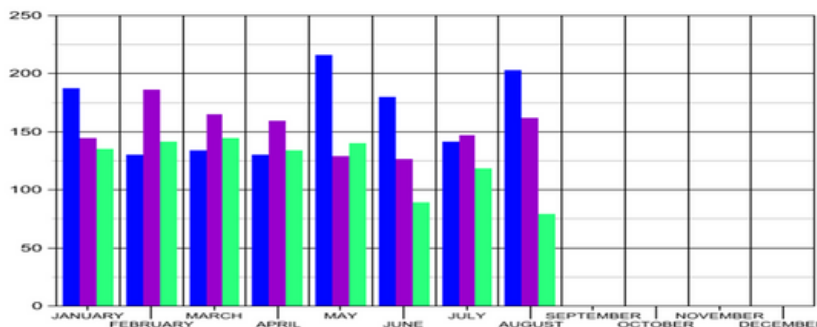
#### OFFENSES

2023—510  
2024—555  
2025—414



#### CITATIONS

2023 — 660  
2024 — 1,076  
2025 — 670



#### ARRESTS

2023 — 1,167  
2024 — 1,215  
2025 — 970



# CROSSVILLE POLICE DEPARTMENT

## SRO REPORT

### AUGUST 2025

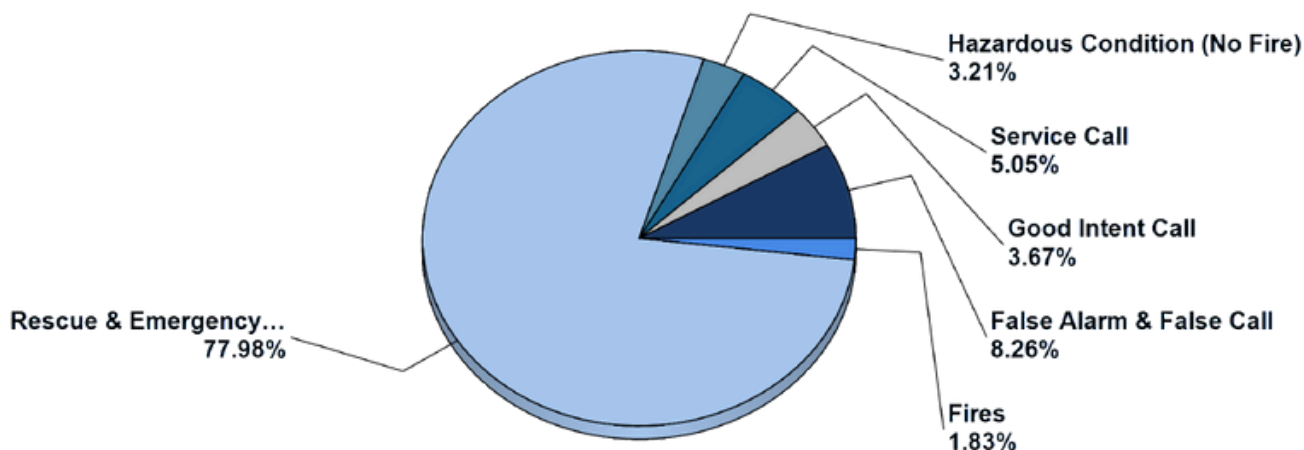
Activity / Event	Count	As Substitute	Total Count	% To Total
Accidents	2	0	2	0.18
Alcohol - Possession	0	0	0	0.00
Alcohol - Under Influence	0	0	0	0.00
Arrests/Citations Issued	18	0	18	1.62
Assault Aggravated	0	0	0	0.00
Assist. - Other Agency	12	0	12	1.08
Assist. - School Admin	253	0	253	22.77
Athletic Events	8	0	8	0.72
Campus Foot Patrol	290	0	290	26.10
Classroom Activity	22	0	22	1.98
Consultation - Parents	82	0	82	7.38
Consultation - Students	348	0	348	31.32
Court Appearances	0	0	0	0.00
Disorderly Conduct	2	0	2	0.18
Drug Arrest	0	0	0	0.00
Incident Report	7	0	7	0.63
Meetings - Other	6	0	6	0.54
Meetings - School	18	0	18	1.62
Meetings - SRO Divisional	2	0	2	0.18
Non-THC Vape	7	0	7	0.63
Simple Assault	2	0	2	0.18
Special Events - Non Athletic	2	0	2	0.18
THC Vape	4	0	4	0.36
Theft	0	0	0	0.00
Theft Related	1	0	1	0.09
Traffic Accident	2	0	2	0.18
Training	6	0	6	0.54
Unsecure Doors	7	0	7	0.63
Vandalism	0	0	0	0.00
Vehicle/Equipment Inspection/Maintenance	8	0	8	0.72
Weapon Related	2	0	2	0.18
Total Activity / Events: 1111		0	1111	



# CROSSVILLE FIRE DEPARTMENT

## MAJOR INCIDENTS

### AUGUST REPORT



MAJOR INCIDENT TYPE	# INCIDENTS	% of TOTAL
Fires	4	1.83%
Rescue & Emergency Medical Service	170	77.98%
Hazardous Condition (No Fire)	7	3.21%
Service Call	11	5.05%
Good Intent Call	8	3.67%
False Alarm & False Call	18	8.26%
<b>TOTAL</b>	<b>218</b>	<b>100%</b>

Detailed Breakdown by Incident Type		
INCIDENT TYPE	# INCIDENTS	% of TOTAL
118 - Trash or rubbish fire, contained	1	0.46%
131 - Passenger vehicle fire	1	0.46%
142 - Brush or brush-and-grass mixture fire	1	0.46%
150 - Outside rubbish fire, other	1	0.46%
311 - Medical assist, assist EMS crew	1	0.46%
321 - EMS call, excluding vehicle accident with injury	143	65.6%
322 - Motor vehicle accident with injuries	20	9.17%
324 - Motor vehicle accident with no injuries.	6	2.75%
411 - Gasoline or other flammable liquid spill	2	0.92%
412 - Gas leak (natural gas or LPG)	1	0.46%
442 - Overheated motor	1	0.46%
444 - Power line down	1	0.46%
445 - Arcing, shorted electrical equipment	2	0.92%
500 - Service Call, other	5	2.29%
522 - Water or steam leak	1	0.46%
550 - Public service assistance, other	2	0.92%
551 - Assist police or other governmental agency	1	0.46%
561 - Unauthorized burning	2	0.92%
611 - Dispatched & cancelled en route	5	2.29%
622 - No incident found on arrival at dispatch address	1	0.46%
631 - Authorized controlled burning	1	0.46%
651 - Smoke scare, odor of smoke	1	0.46%
721 - Bomb scare - no bomb	1	0.46%
731 - Sprinkler activation due to malfunction	1	0.46%
735 - Alarm system sounded due to malfunction	1	0.46%
743 - Smoke detector activation, no fire - unintentional	1	0.46%
744 - Detector activation, no fire - unintentional	1	0.46%
745 - Alarm system activation, no fire - unintentional	13	5.96%
<b>TOTAL INCIDENTS:</b>	<b>218</b>	<b>100%</b>



# CITY OF CROSSVILLE

## WATER LOSS

### AUGUST REPORT

	Consumption	Water loss - flushing	Water loss - leaks	Water loss - fire fighting	Total Internal Use	Unaccounted - for Water	Pumped Water	LOSS %
<b>2024</b>								
January	88,553,100	378,481	3,495,413	0	3,873,894	39,582,706	132,009,700	30%
February	105,450,600	509,475	141,116	720	651,311	3,165,589	109,267,500	3%
March	90,362,500	293,661	382,776	25,360	701,797	19,023,803	110,088,100	17%
April	89,912,900	23,866	2,199,219	1,800	2,224,885	19,623,215	111,761,000	18%
May	95,249,300	60,692	2,820,340	6,835	2,887,867	22,702,133	120,839,300	19%
June	98,602,900	123,767	2,447,742	30,475	2,601,984	25,893,816	127,098,700	20%
July	115,335,300	238,550	3,193,598	12,180	3,444,328	15,916,372	134,696,000	12%
August	123,053,100	723,971	3,740,784	18,490	4,483,245	5,883,055	133,419,400	4%
September	113,992,200	1,244,809	2,244,280	7,735	3,496,824	3,370,977	120,860,000	3%
October	106,415,200	219,050	4,478,022	8,448	4,705,520	8,171,380	119,292,100	7%
November	100,404,600	98,871	1,509,121	3,539	1,611,531	3,160,369	105,176,500	3%
December	96,556,900	32,406	2,061,039	1,800	2,095,245	17,409,855	116,062,000	15%
<b>2025</b>								
January	94,545,900	346,675	2,190,268	5,825	2,542,768	25,624,232	122,712,900	21%
February	105,136,000	67,747	689,662	3,900	761,309	757,091	106,654,400	1%
March	93,026,100	310,111	4,321,812	9,840	4,641,763	9,698,437	107,366,300	9%
April	91,599,900	267,289	1,432,904	33,420	1,733,613	10,656,487	103,990,000	10%
May	96,969,500	1,298,333	1,017,709	11,915	2,327,957	14,499,643	113,797,100	13%
June	102,665,700	201,256	1,231,246	24,188	1,456,690	17,444,610	121,567,000	14%
July	105,261,000	165,528	3,107,535	44,755	3,317,818	23,579,182	132,158,000	18%
August	112,701,500	198,478	2,034,632	40,225	2,273,335	10,847,165	125,822,000	9%
September								
October								
November								
December								
<b>TOTAL:</b>								
6 mos	602,223,700	2,440,995	13,145,839	164,343	15,751,177	86,725,523	704,700,400	12%
12 mos	1,219,274,500	4,450,553	26,318,229	195,590	30,964,372	145,219,428	1,395,458,300	10%



# CITY OF CROSSVILLE

## STREET DEPARTMENT

### AUGUST REPORT

---

#### **Street Department Work Orders:**

- Sweeper Truck
  - 154 locations.
- Brush Removal
  - 28 Loads, 139 locations.
- Culvert installs (New Resident)
  - Fire Station #2
- Install / Replace / Repair - Culvert
  - Stout Drive
- Concrete Pour - E. Fifth St., Fire Station #2, and Stanley St.
- Reshape Shoulder & Ditch on Ridgewood Drive
- Drainage repair on Goldenbrook Drive
- Clean & reshape ditches on Goldenbrook Drive
- Patching
  - Rhododendron Circle, Holiday Drive, McLarty Lane and the back entrance of Buc-ee's
- Patch Gravel Shoulders
  - Northside Drive & Main Street, corner of Keyes Street & Livingston Road, corner of Tabor Drive & Woodlawn Road, Roberts Drive, Spiers Way, Dayton Avenue, corner of Tennessee Avenue & Waterview Drive
- Clean catch basins
  - Myrtle Avenue, Fourth Street, Stanley Street, Webb Avenue, Keyes Street, Yvonne Avenue, Industrial Blvd., Old Mail Road, Cleveland Street, Dayton Avenue, Cook Road, Phillips Drive and Thompson Lane
- Crack Sealing on Dorton Road

#### **Sign and Electrical Maintenance Work Orders:**

- Preventative maintenance of traffic signals
  - #45 127 @ Hwy 68, #13 127 @ Northside Drive, and #34 West Avenue @ Stanley Street
- Electrical Maintenance/Repairs on Street Lights
  - Genesis Road & Miller Avenue – Street light poles
  - Riverview Drive – Check lights and make necessary repairs
- Traffic Signal Repair/Maintenance
  - #40 Old Lantana Road @ Miller Avenue – Adjust lights sensitivity, #12 Wal-Mart @ 127 – Change green bulb, and #26 Peavine Road @ Lakeview Drive – Yellow arrow
- School Light Checks
- Sign repair/Maintenance and Fabricating letters
  - School crosswalk signs, stop signs and gate sign at the airport.

#### **Miscellaneous:**

- Street lights on Main Street
- Beacon light at the Airport
- Gravel for building and parking lot at Catoosa department
- Paint curb in front of Mayberry's Home Furnishings
- Road test for R&R Paving on Livingston Road (New YMCA)
- Christmas lights
- Assistance to other departments:
  - Meadow Park Lake – Upgrade RV sites, Obed pump station – Cut out concrete curb, New impound parking lot, and Antique Village Mall / Pilot Travel Center – Spread sand
- Road closures:
  - Friday Night @ the Crossroads and Social Brew road closure
- Training - Wavetronix
- Beeper Call-outs:
  - West Avenue & Lantana Road – Red light on flash, 127 & 68 – Red light on flash, Main Street & Fourth Street – Red light on flash, Fourth Street @ 127 – Red light on flash, N. Main & Northside Drive - Red light, Peavine Road & Lakeview Drive – Reset red light, and Main Street & Fourth Street - Barricades



# CITY OF CROSSVILLE

## MAINTENANCE DEPARTMENT

### AUGUST REPORT

#### **GENERAL MAINTENANCE WORK ORDERS**

**COMPLETED:** 110

#### **SPECIAL PROJECTS/WORK ORDERS:**

- Re-floor the elevator at City Hall
- Build bar at the Palace
- Repair the dock at Meadow Park Lake
- Install rock on Main Street sidewalks
- Replaced all HVAC filters in city buildings
- Lid for the Mockingbird Drive pump station
- Steps for 127/Miller Avenue pump station
- Overhauled wrecked tractor

**SERVICE TRUCK CALLS:** 36

#### **VEHICLE/EQUIPMENT SERVICES AND REPAIRS:**

- |  |  |
|--|--|
| <ul style="list-style-type: none"> <li>• CODES               <ul style="list-style-type: none"> <li>◦ NONE</li> </ul> </li> <li>• AIRPORT               <ul style="list-style-type: none"> <li>◦ NONE</li> </ul> </li> <li>• CATOOSA               <ul style="list-style-type: none"> <li>◦ Unit 1200 – Four TPMS sensors, air box.</li> <li>◦ Unit 1207 – Service.</li> </ul> </li> <li>• FIRE               <ul style="list-style-type: none"> <li>◦ Engine 10 – Replaced cab light.</li> <li>◦ Squad 1 – Service.</li> <li>◦ Unit 541 – Service.</li> </ul> </li> <li>• MAINTENANCE               <ul style="list-style-type: none"> <li>◦ Unit 264 – Overhaul wrecked tractor. Replaced fuel tank, replaced left rear axle housing, bearings, planetary gear set. Repaired wiring going to the boom.</li> </ul> </li> <li>• WATER TRANSMISSION/SEWER               <ul style="list-style-type: none"> <li>◦ Unit 441 – Rebuilt hammer attachment.</li> <li>◦ Unit 452 – Replaced hose reel and wand.</li> <li>◦ Unit 408 – Service.</li> <li>◦ Unit 406 – Service, install brake box.</li> <li>◦ Unit 445 – Service.</li> </ul> </li> <li>• STREET               <ul style="list-style-type: none"> <li>◦ Unit 641 – Repaired bed.</li> <li>◦ Unit 644 – Trouble-shoot ABS traction control light. Right front ABS sensor.</li> <li>◦ Unit 602 – Service.</li> <li>◦ Unit 622 – Service.</li> <li>◦ Unit 619 – Service.</li> </ul> </li> <li>• POLICE               <ul style="list-style-type: none"> <li>◦ Unit 32 – Install radar unit.</li> <li>◦ Unit 20 – Service.</li> <li>◦ Unit 2 – Service.</li> <li>◦ Unit 29 – Service.</li> <li>◦ Unit 70 – Service.</li> <li>◦ Unit 72 – Service, front brake pads &amp; rotors.</li> <li>◦ Unit 27 – Service, front brakes.</li> <li>◦ Unit 24 – Service, front brakes.</li> <li>◦ Unit 16 – Service, radiator, EVAP canister.</li> </ul> </li> </ul> | <ul style="list-style-type: none"> <li>• PARKS &amp; RECREATION               <ul style="list-style-type: none"> <li>◦ NONE</li> </ul> </li> <li>• WATER TREATMENT               <ul style="list-style-type: none"> <li>◦ NONE</li> </ul> </li> <li>• IT DEPARTMENT               <ul style="list-style-type: none"> <li>◦ NONE</li> </ul> </li> <li>• EMERGENCY MANAGEMENT               <ul style="list-style-type: none"> <li>◦ NONE</li> </ul> </li> <li>• ENGINEERING               <ul style="list-style-type: none"> <li>◦ NONE</li> </ul> </li> <li>• CEMETERY               <ul style="list-style-type: none"> <li>◦ Kubota mowers – sharpen blades.</li> </ul> </li> <li>• STORM WATER               <ul style="list-style-type: none"> <li>◦ NONE</li> </ul> </li> <li>• VEOLIA               <ul style="list-style-type: none"> <li>◦ NONE</li> </ul> </li> <li>• CENTRAL STAFF               <ul style="list-style-type: none"> <li>◦ NONE</li> </ul> </li> </ul> |
|--|--|





# CITY OF CROSSVILLE

## WATER TREATMENT PLANT

### AUGUST REPORT

---

#### Holiday Hills

##### General Maintenance:

- Changed monthly water filters for machines
- Serviced Dehumidifiers
- Serviced even number motors and pumps
- Changed caustic tubes in pumps
- Changed poly tubes in pumps
- Squared up fence area in back lot
- Replaced tosi box in cemetery tank panel
- Took pics of Woodmere pit
- Replaced sump pump in basement
- Calibrated all DP cells Flushed Venturis
- Worked on sump pump pit
- Replace outlet in office

##### Unexpected Repairs:

- Sump pump
- Outlet

##### Continuing Projects:

- Pump changeouts and plumbing for pre and post miox
- New plumbing and chemical drops in the finished water line in basement
- Fence repair





# CITY OF CROSSVILLE

## UTILITY MAINTENANCE

### AUGUST REPORT

#### Key Metrics:

- Locations: 357
- Backflows Tested: 44
- Grinder Pumps Sold: 0
- Preliminary Inspections: 7
- Final Inspections: 2
- Replacement Pumps: 2
- Grinder Pump Repairs: 23
- Total Water Loss: 765,470 gallons

#### Meter Services:

- Turn-Ons: 21
- Turn-Offs: 19
- Occupant Changes: 69
- Reinstates: 42
- Checks, Replacement, Repair: 25

#### Repairs and Installations:

- Water Taps: 13
- Main Line Leaks: 8
- Service Repairs: 3
- Sewer Taps: 7
- Sewer Line Repairs: 6
- Graves: 5

#### Pipe Installed:

- 220' of 3/4" copper
- 20' of 1" copper
- 0' of 2" copper
- 146' of 6" PVC
- 0' of 12" PVC
- 4' 2" PVC
- 0' of 4" PVC
- 0' of 3/4" PVC
- 0' of 1" PVC
- 0' of 4" HDPE
- 150' of 2" HDPE
- 0' of 6" HDPE
- 20' of 10" PVC
- 0' of 8" PVC

#### Monthly Summary of Activities:

- Replaced approx. 23 ¾ water meters due to meter or AMR malfunctioning
- Meters were read, service orders completed, and customer complaints addressed
- 44 backflow devices were tested
- Sewer and water leaks were fixed
- Water and sewer taps were made
- Hydrant testing has finished and maintenance started

#### Water Leaks Repaired:

- Homestead School Meter
- 98 Rose Street
- End of line on Peachtree Drive
- 35 Cumberland Drive
- 216 Malver Drive
- 1066 West Avenue
- 473 Dooley Street
- 252 Maryetta Street
- 78 Mockingbird Drive

#### 489 West Avenue

Corner of Miller Avenue and Old Mail Road

#### Water Taps:

- 10 Ved Street
- 424 Obed Plaza Suite 1B
- 387 Old Lantana Road
- 71 Juniper Lane Irrigation
- 71 Juniper Lane L14
- 100 Canary Drive
- 307 Storie Avenue 101
- 9 Ved Street
- 9 Ved Street Fire Lane
- 1964 South Main Street
- 629 Old Lantana Road Fire Line
- 41 Peachtree Drive
- 358 Dayton Avenue

#### Sewer Taps:

- 71 Juniper Lane L14
- 183 Justice Street
- 100 Canary Drive
- 307 Storie Avenue 101
- 1717 Genesis Road
- 9 Ved Street
- 1964 South Main Street
- 358 Dayton Avenue

#### Sewer Line Repairs

- 1374 East Deercreek Drive
- 1332 East Deercreek Drive
- Airport
- 237 Adams Street
- 330 Kingsrow
- 576 Holiday Drive

#### Grinder Pump Finals

- 65 Sydney Court
- 109 Quail Hollow Drive

#### Grave Services:

- Thomas Elmo Brewer
- Robert H. Murrah
- Phillip Andrew Jenkins
- Wilda Cottrell
- Marilyn Grennan

#### Next Month's Forecast:

- Replace AMR Meters and ERTs as needed
- Do water & sewer taps and graves
- Repair Grinder pumps and cleanings and maint. checks
- Test Back flows
- Hydrant Testing / Maintenance
- Start water and sewer line ext. on Northside Drive
- Start sewer line ext. on Palmeto Drive



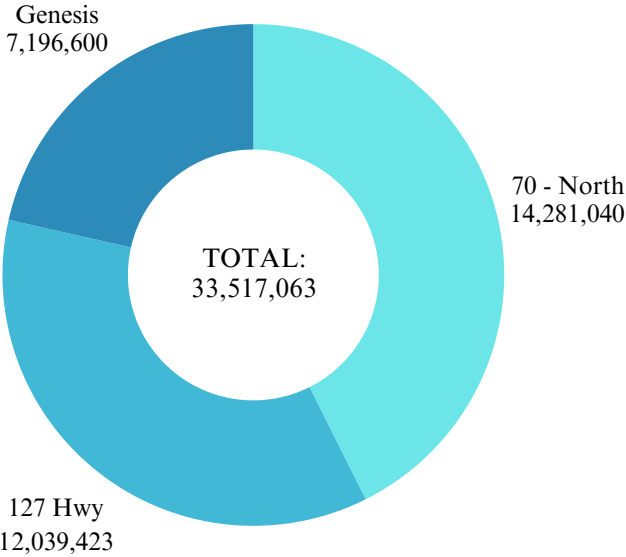
# CITY OF CROSSVILLE

## CATOOSA

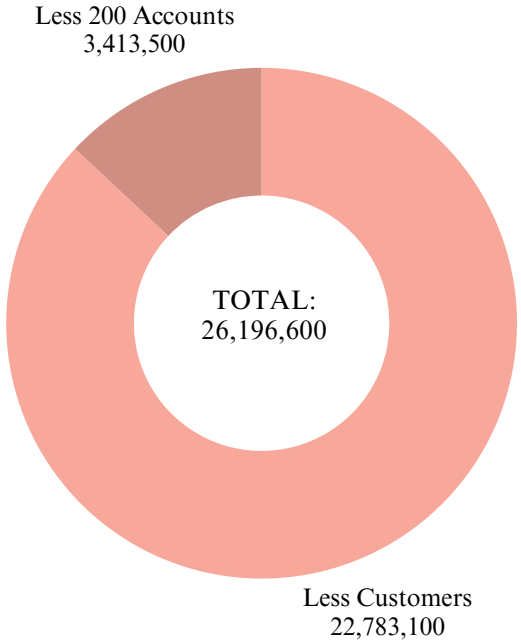
### WATER LOSS

### AUGUST REPORT

WATER  
PURCHASED



WATER  
SOLD



Master Pumps	Water Purchased		Water Sold
70 - North	14,281,040.00	Master Pumps Total	33,517,063.00
127 Hwy	12,039,423.00	Less Customers	22,783,100.00
Genesis	7,196,600.00	Less 200 Accounts	3,413,500.00
62 HWY	0		-7,320,463.00
		Percent of Loss	22%
<b>TOTAL</b>	<b>33,517,063.00</b>		
		Fire Department	
		Tank Cleaning and Filling	
		Metered Filling	
		Metered Flushing	60,100.00
		Unmetered Flushing	180.00
		Unmetered Leak	1,407,360.00
		Bill Adjustments	
		Metered Leaks	
		Bulk Sales	
		<b>TOTAL</b>	<b>-5,852,823.00</b>
		<b>TOTAL Percent of Loss</b>	<b>17%</b>



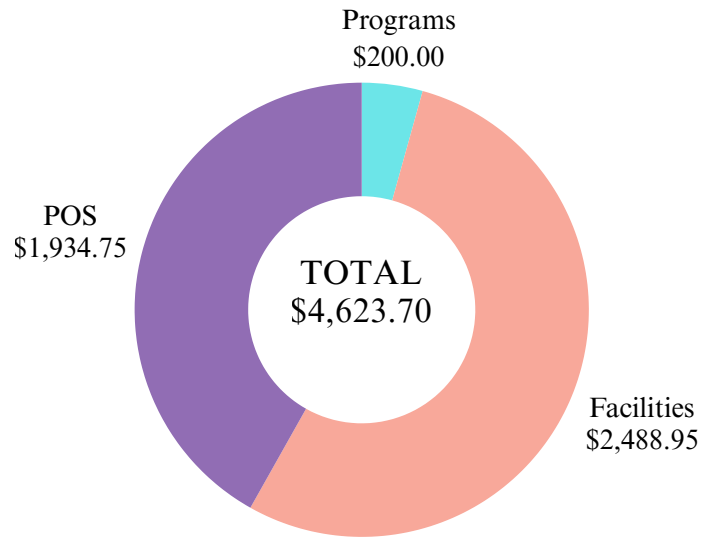
# CITY OF CROSSVILLE

## LEISURE SERVICES - PARKS

### AUGUST REPORT

#### RECIEVABLES TOTAL BY CATEGORY

<b>Programs</b>			
Activities	\$120.00	3	
Recreational Soccer	\$80.00	44	
<b>TOTAL</b>	<b>\$200.00</b>	<b>47</b>	
<b>Facilities</b>			
Centennial Park Shelter 2	\$65.88	2	
Centennial Park Shelter 3	\$50.00	2	
Crossville Depot Meeting Room	\$1,357.95	11	
Meadow Park Lake Shelter 1	\$0.00	0	
Meadow Park Lake Shelter 2 (Next to Playground)	\$207.00	4	
Pickleball Court 1	\$37.26	9	
Pickleball Court 2	\$59.61	15	
Pickleball Court 3	\$69.96	17	
Pickleball court 4	\$69.96	17	
Pickleball Court 5	\$111.78	42	
Pickleball Court 6	\$101.43	43	
Pickleball Court 7	\$91.08	37	
Pickleball Court 8	\$111.78	41	
Warner Field 1	\$0.00	0	
Duer Field 12 (State)	\$155.26	2	
<b>TOTAL</b>	<b>\$2,488.95</b>	<b>242</b>	
<b>POS</b>			
Palace	\$1,934.75	237	
<b>TOTAL</b>	<b>\$1,934.75</b>	<b>237</b>	
<b>MPL</b>			
Ramp		136	
Camp		23	
Boat Rental		56	



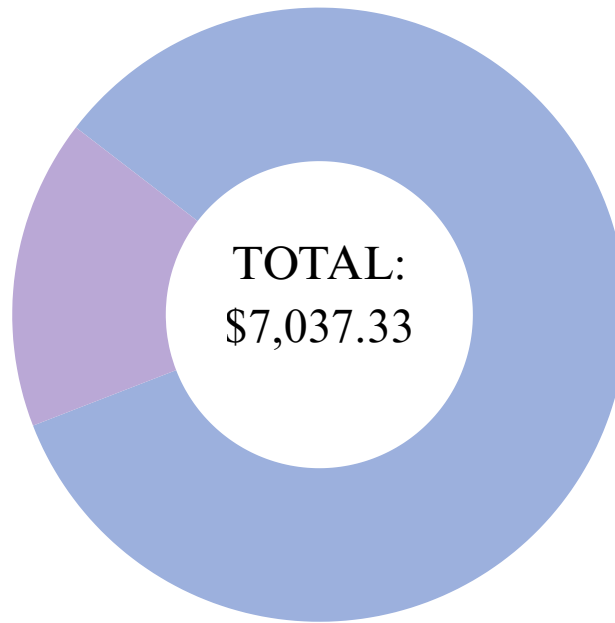
# CITY OF CROSSVILLE

## LEISURE SERVICES - PALACE THEATRE

### AUGUST REPORT

#### Event Revenue

Rentals:  
\$725.35



Palace Produced:  
\$3,719.54

PALACE-PRODUCED EVENTS	Event Date	Artist Fee	# Tickets	Ticket Revenue	ACTUAL Ticket	Concessions Revenue	Light/Sound Tech	NET P/L
MOVIE: Despicable Me 4	45874	-\$205.00	32	\$160.00	\$160.00	\$106.00		\$61.00
MOVIE: Mufasa	August 6	-\$205.00	14	\$70.00	\$70.00	\$42.00		-\$93.00
MOVIE: Sonic the Hedgehog	August 7	-\$205.00	4	\$20.00	\$20.00	\$15.00		-\$170.00
Analog FM*	August 9	-\$3,361.40	250	\$5,620.00	\$5,487.24	\$410.00	-\$400.00	\$2,135.84
MOVIE: Kung Fu Panda 4	August 12	-\$205.00	5	\$25.00	\$25.00	\$20.00		-\$160.00
MOVIE: Wild Hogs	August 14	-\$205.00	14	\$70.00	\$70.00	\$49.00		-\$86.00
MOVIE: Wild Robot	August 19	-\$205.00	7	\$35.00	\$35.00	\$20.00		-\$150.00
Shake, Rattle, & Roll*	August 23	-\$3,517.50	248	\$5,900.00	\$5,613.20	\$303.00	-\$375.00	\$2,023.70
MOVIE: How to Train Your Dragon	August 28	-\$205.00	39	\$195.00	\$195.00	\$168.00		\$158.00
<b>TOTALS:</b>		<b>-\$8,313.90</b>	<b>613</b>	<b>\$12,095.00</b>	<b>\$11,675.44</b>	<b>\$1,133.00</b>	<b>-\$775.00</b>	<b>\$3,719.54</b>
* = Ticket splits								
RENTALS	EVENT DATE	RENT	# Tickets	Ticket Revenue	OUR FEES	Concessions Revenue	Sound Tech	NET P/L
Bryan Symphony Orchestra	August 16	\$225.00	20	\$100.00		\$58.00	-\$205.00	\$78.00
Private Event	45891	\$250.00						\$250.00
Rafael R. Soriano	45896	\$575.00	12	\$120.00	\$12.00	\$37.00	-\$226.65	\$397.35
<b>TOTALS:</b>		<b>\$1,050.00</b>	<b>32</b>		<b>\$12.00</b>	<b>\$95.00</b>	<b>-\$431.65</b>	<b>\$725.35</b>
OTHER	EVENT DATE	RENT/License	# Tickets	Ticket Revenue	NET TICKET REVENUE	Concessions Revenue	Sound Tech	NET P/L
Youth Open Mic Night	August 26		63			\$85.00	-\$200.00	-\$115.00
Fire/EMS Training	August 27							
<b>TOTALS:</b>			<b>63</b>			<b>\$85.00</b>	<b>-\$200.00</b>	<b>-\$115.00</b>
<b>TOTAL August: 14 Events</b>		<b>-\$7,263.90</b>	<b>708</b>	<b>\$12,095.00</b>	<b>\$11,687.44</b>	<b>\$1,313.00</b>	<b>-\$1,406.65</b>	<b>\$4,329.89</b>



# CITY OF CROSSVILLE

## LEISURE SERVICES - TOURNAMENTS

### AUGUST REPORT

---

#### WSL - Buffalo Trace

- Dates: August 9<sup>th</sup>
- Sport: WSL Softball
- Scale: 26 teams
- Economic Impact: 51 hotel rooms
- Participating States/Cities/Counties: Tennessee, Georgia, Kentucky, and North Carolina

#### WSL - Co-Ed Buffalo Trace

- Date: August 10<sup>th</sup>
- Sport: WSL Co-Ed Softball
- Scale: 12 teams
- Participating States/Cities/Counties: Tennessee and Georgia

#### Disc Golf Tournament at Meadow Park Lake

- Dates: August 16<sup>th</sup>
- Sport: Disc Golf
- Scale: 52 players

#### WSL - State Tournament

- Date: August 23<sup>rd</sup> - 24<sup>th</sup>
- Sport: WSL Softball
- Scale: 48 teams
- Economic Impact: 117 hotel rooms
- Participating States/Cities/Counties: Tennessee, Georgia, Kentucky, North Carolina, South Carolina, Alabama, and Ohio

#### WSL - State Tournament

- Date: August 30<sup>th</sup> - September 1<sup>st</sup>
- Sport: WSL Softball
- Scale: 36 teams
- Economic Impact: 59 hotel rooms
- Participating States/Cities/Counties: Tennessee, Georgia, Kentucky, North Carolina, and Alabama

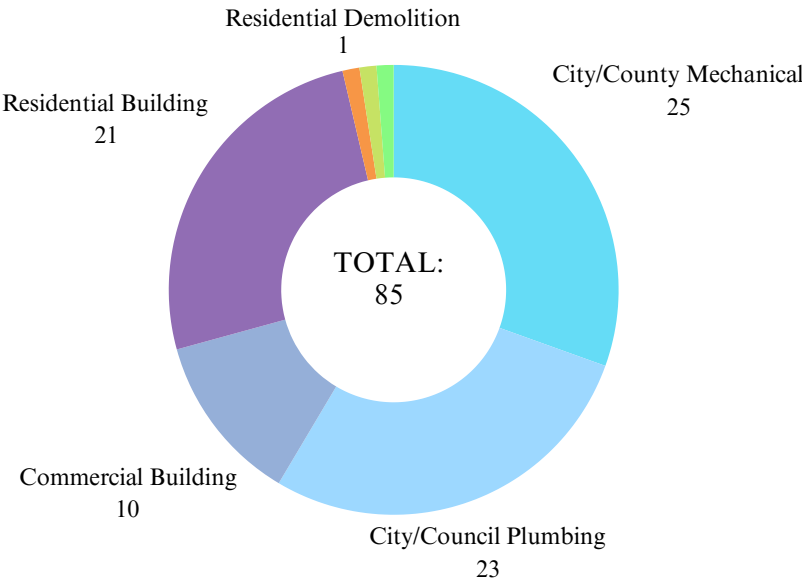


# CITY OF CROSSVILLE

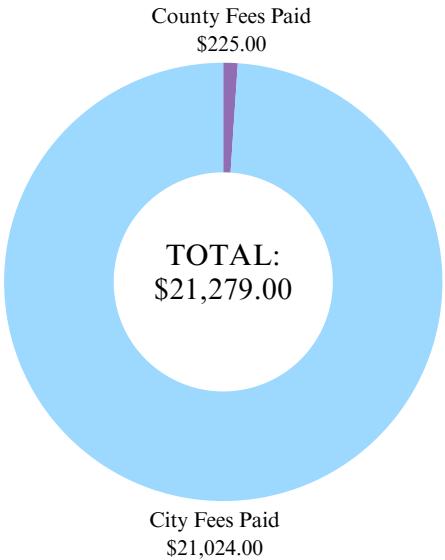
## CODES DEPARTMENT

### AUGUST REPORT

PERMITS  
ISSUED



FEES  
PAID



	City & County Mechanical	City & County Plumbing	City Commercial Building	City Residential Building	City Residential Demolition	Land Disturbance Permits	Sign	Total Permits	County Fees Paid	City Fees Paid	Total Fees Paid
July 2025	9	7	6	5	0	1	0	28	\$135.00	\$6,971.00	\$7,106.00
August 2025	16	16	4	15	1	3	1	56	\$120.00	\$13,761.00	\$13,881.00
September 2025	0	0	0	1	0	0	0	1	\$0.00	\$292.00	\$292.00
Total	25	23	10	21	1	4	1	85	\$255.00	\$21,024.00	\$21,279.00





CITY OF CROSSVILLE  
ENGINEERING DEPARTMENT  
AUGUST REPORT

Project	Current Status	Dates
TDOT 127 North Utility Relocation Section 1	All of the City's utilities are complete and functioning. A final punch list will be created after more of the road construction has been completed.	Completion Date Fall 2026
TDOT 127 North Utility Relocation Section 4 (Fentress Cumberland County Line)	The portion of this project that is the City's water utility relocation is complete and a final punch list will be created after the road work is completed.	Target Completion Date August 31, 2026
TDOT 127 North Utility Relocation Section 2	This project is tentatively scheduled to be bid June 2026. The City is acquiring easements for the water relocation.	Bid Date June 2026
TDOT 127 North Utility Relocation Section 3	This project is tentatively scheduled to be bid June 2026. The City is acquiring easements for the water relocation.	Bid Date June 2026
Northwest Connector Phase 3	The utilities for this project are complete. The Contractor is completing TDOT punch list items. The City has created a punch list of items pertaining to the sidewalk and traffic signals.	Total Completion Date July 21, 2023 Finish from Genesis To Stout May 31, 2022
Northwest Connector Phase 2	All acquisition has been completed by the City. TDOT has certified the ROW and we are now waiting for TDOT to program the construction in the TDOT budget. This project is not in TDOT's three year plan. The project has been entered into a application of the Statewide Partnership Program.	
Interstate Drive Extension West of Genesis Road	The ROW plans have been reviewed by TDOT and the Engineer has updated the plans and the acquisition has started.	
Downtown Sidewalks	The contractor has installed all sidewalks. Almost all of the signs have been installed. The contractor is in the process of painting the stop bars and the crosswalks.	Completion Date May 1st 2025
Old Lantana Road, County Seat and Southbend Waterline Replacement	The City has reviewed the plans and the Engineer is revising the plans. A construction start date will be established once the easements are acquired.	
Fourth Street and West Avenue Traffic Signal Replacement	The ROW plans have been approved by TDOT and the design certification has been returned to TDOT. This project has low priorities because the City will not have STP funds to fund construction for three to five years.	
Meadow Park Water Filtration Plant Sewer Project	The Engineer has created the exhibits for the easements. The City is in the process of acquiring the easements.	Schedule will be forthcoming
Raw Water Study (Meadow Park Lake Expansion)	The City is advertising for a full-delivery mitigation contractor.	
Underwood Street Sidewalk	Acquisition documents will be turned over to the City Attorney so that City Staff can negotiate the acquisitions.	
TDOT SR 24 Highway 70 North Bridge Replacement Utility Relocation	The City has received revised plans from TDOT and the original water and sewer design has been changed for the new design. This project will be bid late fall, winter of 2025 and will include a road closure. The Contractor for the master meter relocation will start near the end of September.	Bid Letting Winter of 2025
Little Obed Pedestrian Bridge and Greenway	The bridge has been ordered and the City is acquiring easements. Only one easement is remaining and should be received in the next few weeks. The City has received draft plans on the greenway.	
Truck Route	We received 641 responses from the survey. The Engineers have started to process the survey data. The next step will be to notify the local trucking companies and get feedback from them.	
ARPA Sewer I&I Project.	All work, other than final clean up, is complete.	Completion Date January 12th 2025
Creston Road ARPA Waterline Project	The Contractor lacks about 1800 feet of six inch water line on Maynard Road.	
Peavine Sewer Expansion	The contracts are complete and the contractor will start construction September 26th.	Start date September 29,2025
Genesis Road and 127 Sewer Expansion	This project is on the agenda for contract award.	
Little Obed Pump Station and Jail Bar Screen Installation	This project is complete and will be removed from this list.	
New Fire Station 2	All metal work should be complete in the next 10 working days. The City has started the installation of the sidewalk on Cotton Patch Drive and is in the process of scheduling the binder asphalt for the parking areas. The Contracts current schedule shows completion by the end of January. The fire station will probably open without the top coat of asphalt, which will be installed in early spring. Half of the electrical and HVAC rough in has been completed.	
TDOT I-40 Bridge Widening over 70 North	The City has installed two valves to turn the water off under the bridge. The City's portion of the project is complete and this project will be removed from this list.	
Indian Woods Village Sewer Water Filtration Plant Upgrade	The fees have been paid and we are waiting on plan submission. The switch gear for the pump building will not be delivered until May of 2026. All other work has been completed.	
First and Fourth Street Traffic Signal Replacement	The Engineer has provided the City with options on pole locations and has incorporated conduits under Main Street in the current project. The Engineer has coordinated the moving of the overhead lines to accommodate the traffic signal poles.	
Water Filtration SCADA	The SCADA system is functioning at both plants. The Contractor is finalizing the switch over from the old to the new.	
Miller Avenue Pump Station (Crab Orchard UD)	The contracts have been completed. A physical construction start date will be forth coming.	
Miller Avenue Water Line (Crab Orchard UD)	The contracts have been completed. A physical construction start date will be forth coming.	
Sparta Drive Water Line Replacement	Staff has reviewed the plans and we are making adjustments and will soon be acquiring easements.	
Livingston Road Realignment	We are waiting on the deed for the right of way closure. Once the deed is received, it will be recorded along with the new plat for the dedicated right of way.	
Interchange Drive Spec Building	The Contractor is completing the contract documents. A physical construction start date will be forth coming.	
Woodmere Tank Valve Pit Replacement Gateway Signs	The plans will be submitted to TDEC next week.  The Engineering Department is developing plans for a TDOT application for a gateway sign on the 317 exit and the Peavine exit.	
Private Developments		
The Gardens Phase 8 Plat 3	The City is holding a financial guarantee for a temporary Cul-de-sac or the next phase to start.	
The Gardens Phase 8 Plat 4A	The City is holding a financial guarantee for a temporary Cul-de-sac or the next phase to start.	
Sky View Meadow Subdivision Phase 2 & 3	This development is complete and will be removed from this report.	
The Grove	The City is holding a financial guarantee for a temporary Cul-de-sac or the next phase to start.	
Homestead Junction	The City is holding a financial guarantee for road construction that has not started.	





# CITY OF CROSSVILLE

## AIRPORT FBO

### AUGUST REPORT

---

#### Airport Traffic Summary

Total Aircraft Movements (Takeoffs and landings combined):

- August 2025: 1,050
- August 2024: 1,308

#### Fuel Flow

- August 2025: Total gallons: 13,038.76 gal
  - Jet A: 10,082.70 gal | 100LL: 2,956.00 gal
- August 2024: Total gallons: 11,460.67 gal
  - Jet A: 7,773.00 gal | 100LL: 3,687.67 gal

#### Operational Highlights & Notes

Fuel flow remained strong again this month, way above last Augusts volume. Were noticing that the traffic wasn't above last Augusts numbers but its more of the increase of jet traffic that is coming in that pushing those fuel sale numbers over and above last years.

On Thursday the 4th we had a suspicious suitcase left outside the building which raised alarms so the correct agencies were alerted and they all did an outstanding job with the situation at hand, it was incredible to watch each agency work and take control of the entire situation to keep each one of us safe throughout the whole process, and once agin it was another learning experience!



# CITY OF CROSSVILLE

## FINANCE - BONDS

### AUGUST REPORT

6 Months interest in  
November and May  
Principal payment in May

Principal payment in May					6/30/2025	Due		6/30/2026	
			PAY	INT	LOAN	May	INTEREST	LOAN	
			OUT	RATE	BALANCE	PRINCIPLE	PAYMENT	BALANCE	
General Fund									
	2020 Series A1								
	Bonds	2021	2037	4.00%	\$ 3,725,000	\$ 65,000	\$ 80,050	\$ 3,660,000	
	2020 Series B								
	Bonds	2021	2028	4.27%	\$ 840,000	\$ 275,000	\$ 12,584	\$ 565,000	
	2020 Series A2								
	Bonds	2021	2037	3.00%	\$ 915,000	\$ 70,000	\$ 18,300	\$ 845,000	
					\$ -	\$ -	\$ -	\$ -	
					\$ 5,480,000	\$ 410,000	\$110,934	\$ 5,070,000	
Water & Sewer Fund									
	2020 Series C								
	Bonds	0.80534	2050	4.00%	\$27,605,000	\$ 630,000	\$611,766	\$ 26,975,000	
	Catoosa's Share	0.19466			\$ 5,368,740	\$ 122,636	\$119,086	\$ 5,246,104	
					\$22,236,260	\$ 507,364	\$492,680	\$ 21,728,896	
	2020 Sries D Bonds		2027	4.19%	\$ 410,000	\$ 205,000	\$ 5,776	\$ 205,000	
					\$22,646,260	\$ 712,364	\$498,456	\$ 21,933,896	
Catoosa									
	2020 Series C								
	Bonds		2050	4.00%	\$ 5,368,740	\$ 122,636	\$119,086	\$ 5,246,104	
5/20/2021	RUD Plateau tank	40 yrs	2021	2061	1.75	\$ 840,975	\$ 16,670	\$114,302	\$ 824,305
4/11/2022	RUD Plateau tank	40	2061	1.5	\$ 295,900	\$ 5,986	\$ 4,310	\$ 289,914	
					\$ 6,209,715	\$ 139,306	\$233,388	\$ 6,070,409	
	<u>TOTALS (WATER &amp; SEWER FUND)</u>				\$28,855,975	\$ 851,670	\$731,844	\$ 28,004,305	
	TOTAL ALL FUNDS				\$34,335,975	\$ 1,261,670	\$842,778	\$ 33,074,305	



# CITY OF CROSSVILLE

## FINANCE - GRANTS

### AUGUST REPORT

Grant Agency	Project	Amount			Money Spent	Money Received	To Be Received
		Grant	Local	Total			
AWARDED:							
TDOT-TAP	Downtown Sidewalks/Lights	\$ 2,393,388.00	\$ 757,508.00	\$ 3,150,896.00	\$ 3,060,363.96	\$ 888,484.20	\$ 680,843.42
TDOT-Aeronautics	Terminal Renovations	\$ 1,062,293.00	\$ 49,723.00	\$ 1,112,016.00	\$ 1,139,783.87	\$ 1,002,731.23	\$ 59,561.77
TDOT-Aeronautics	Airport Maintenance 25-26	\$ 20,000.00	\$ -	\$ 20,000.00			
TNECD	Spec Building FY24-25	\$ 4,523,950.35	\$ 238,102.65	\$ 4,762,053.00	\$ 212,162.01	\$ -	\$ -
ARPA	Multiple	\$ 3,549,752.35	\$ 550,247.65	\$ 4,100,000.00	\$ 6,696,301.35	\$ 2,354,076.45	
TDEC ARPA	Crab Orchard Utility District	\$ 8,170,000.00		\$ 8,170,000.00	\$ 408,096.99	\$ 382,793.56	
Applied for	Cyber Security	\$ 6,157.04		\$ 6,157.04			
Applied for	Downtown Strategies			\$ -			
Applied for	Urban Forester	\$150,000		\$ 150,000.00			
Applied for	LPRF	\$ 359,000.00		\$ 359,000.00			
Applied for	Project Diabetes Grant	\$ 261,950.00		\$ 261,950.00			
TOTALS		\$ 20,496,490.74	\$ 1,595,581.30	\$ 22,092,072.04	\$ 11,516,708.18	\$ 4,628,085.44	\$ 740,405.19



CITY OF CROSSVILLE  
FINANCE  
BIDS UNDER BUDGET  
AUGUST REPORT

---

**Bid Name**

**Opening Date**

CRO #1671 Water Treatment Plant Building Construction

07/22/2025 2:00 pm

CRO #1672 Water Treatment Plant Fencing and Gate

07/22/2025 2:00 pm

