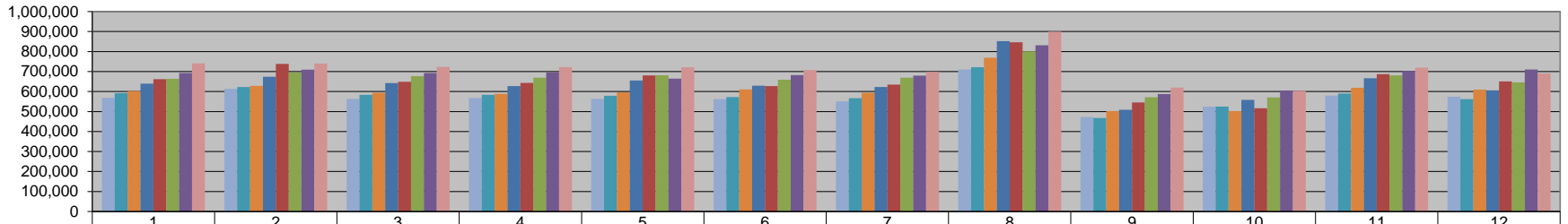


### Sales Tax



	1	2	3	4	5	6	7	8	9	10	11	12
FY 12/13	568,911	613,425	563,223	567,870	563,266	562,049	550,910	710,120	472,502	523,568	579,342	574,079
FY 13/14	592,201	622,250	583,383	583,302	578,810	571,889	566,907	720,995	468,129	524,484	590,302	562,391
FY 14/15	601,996	627,721	593,548	587,893	595,353	610,479	594,131	768,882	502,422	502,612	618,980	609,073
FY 15/16	639,340	673,495	642,074	627,579	655,121	629,502	622,916	851,452	508,499	558,191	666,159	606,228
FY 16/17	661,460	738,232	648,935	643,501	680,608	627,480	634,569	846,643	545,448	516,060	687,242	650,129
FY 17/18	663,772	694,952	676,225	669,557	681,142	658,565	668,878	801,559	571,706	570,424	680,699	646,303
FY 18/19	692,809	709,042	692,879	695,206	664,966	682,080	679,316	831,568	587,316	604,434	702,485	710,634
FY 19/20	740,901	740,146	723,535	722,744	721,710	707,618	698,096	899,003	619,518	602,654	719,818	690,306

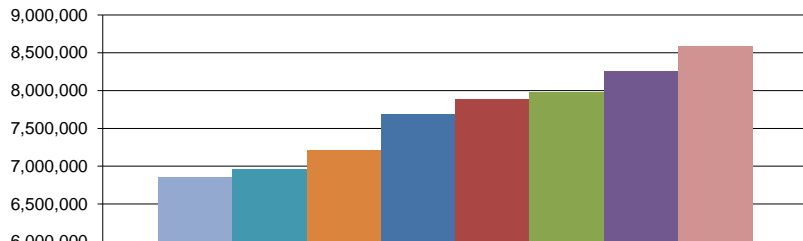
*COLLECTIONS IN THE CITY OF CROSSVILLE	\$	1,410,425.66
State of TN Cost of Administration	1.125%	\$ 15,867.29
Net Collections (sent to Trustee's office)	\$	1,394,558.37

Trustee of Cumberland County	1%	\$ 13,945.58
Net To Be Distributed	\$	1,380,612.79

CITY OF CROSSVILLE SPLIT		
Check to City of Crossville	\$	690,306.39
Check to Cumberland County Board of Education	\$	690,306.39

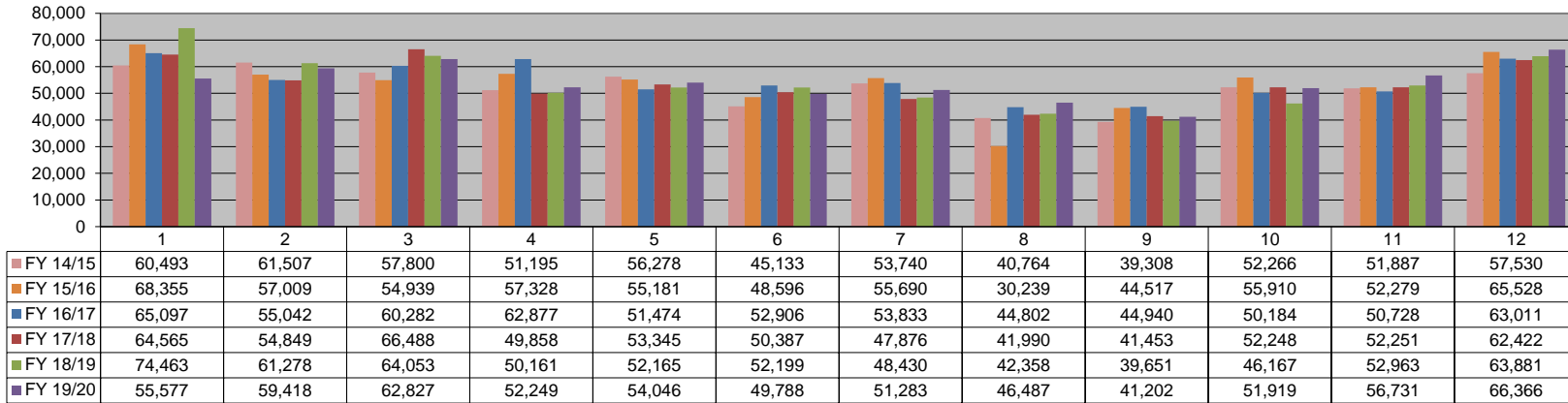
\*Totals reported in June, but actually collected in April

### Sales Tax Revenue Year-to-Date

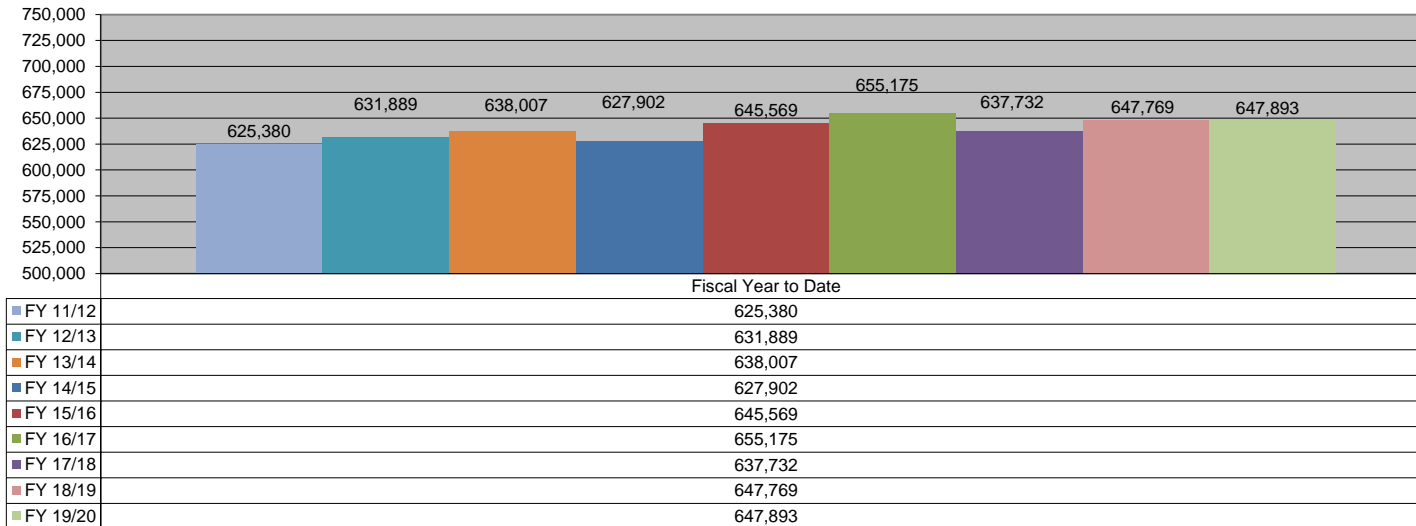


	FY YTD
FY 12/13	6,849,266
FY 13/14	6,965,044
FY 14/15	7,213,092
FY 15/16	7,680,555
FY 16/17	7,880,307
FY 17/18	7,983,782
FY 18/19	8,252,736
FY 19/20	8,586,049

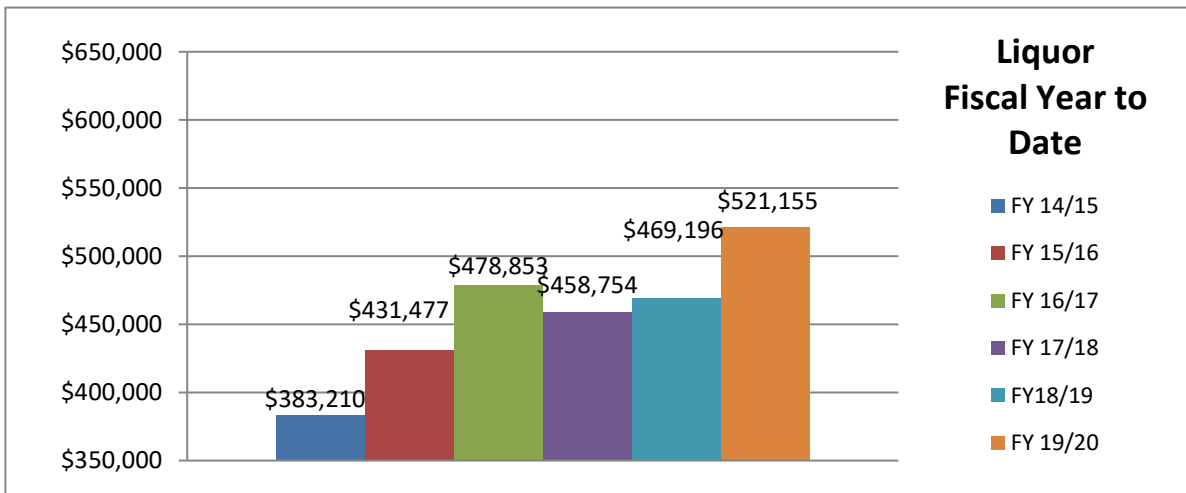
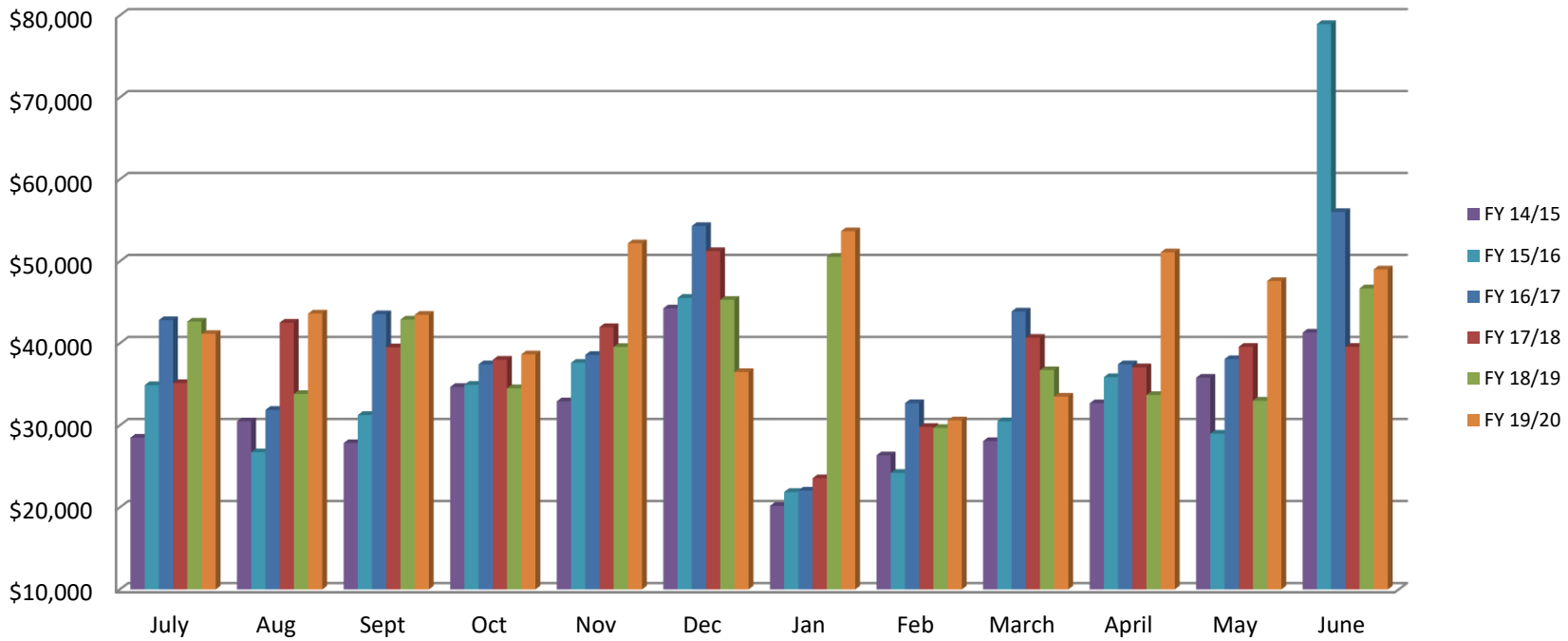
### Wholesale Beer Tax



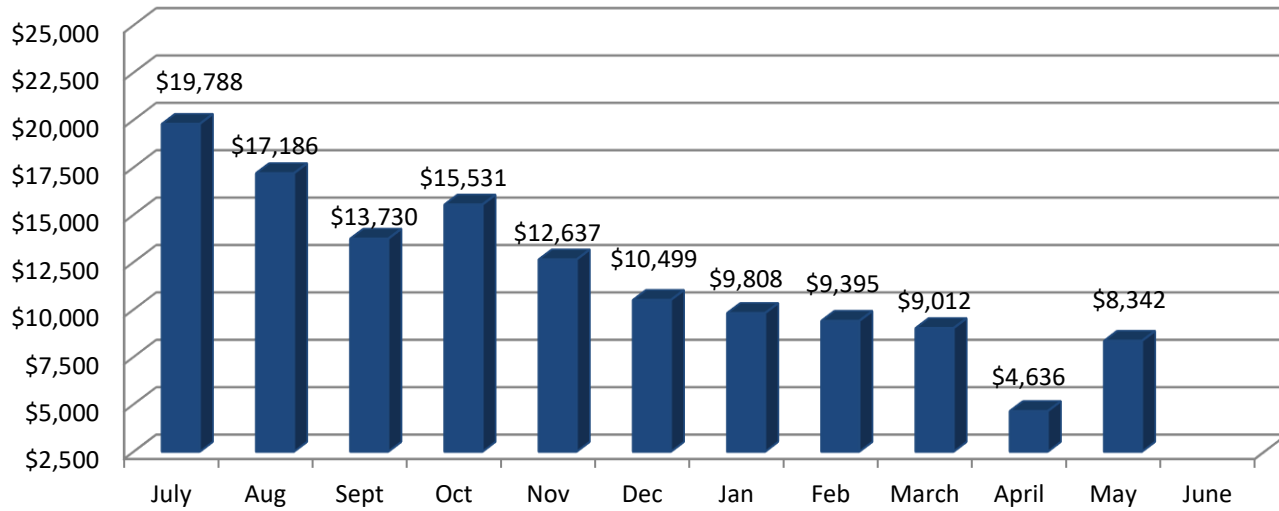
### Wholesale Beer Tax Revenue Year To Date



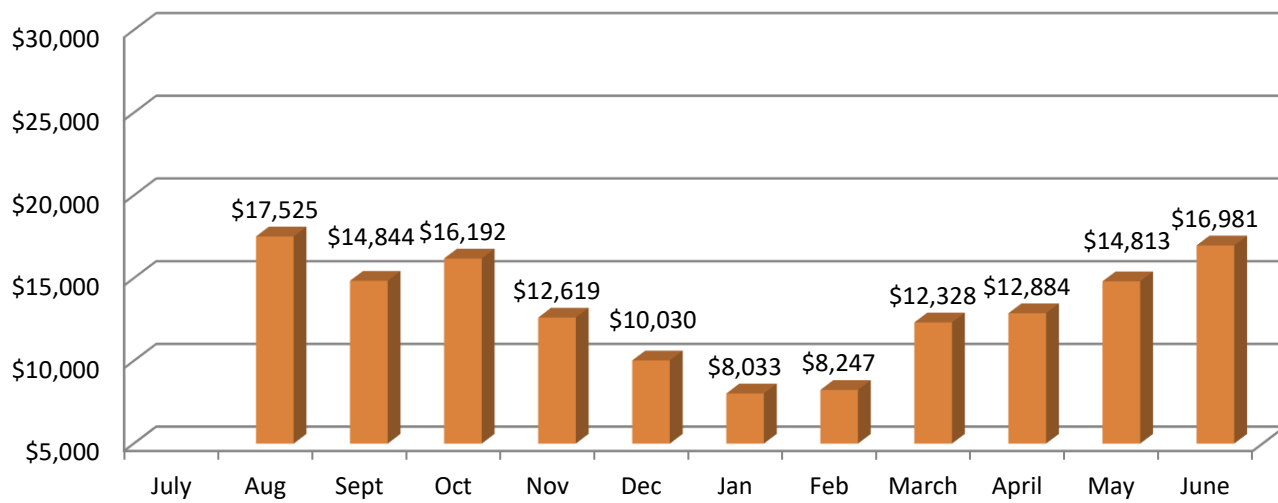
# Liquor Income



### Hotel Occupancy Tax FY19-20



### Hotel Occupancy Tax FY18-19





# CROSSVILLE POLICE DEPARTMENT

## STAT COMPARISONS

**JUNE 2020 TOTAL CALLS - 5309**

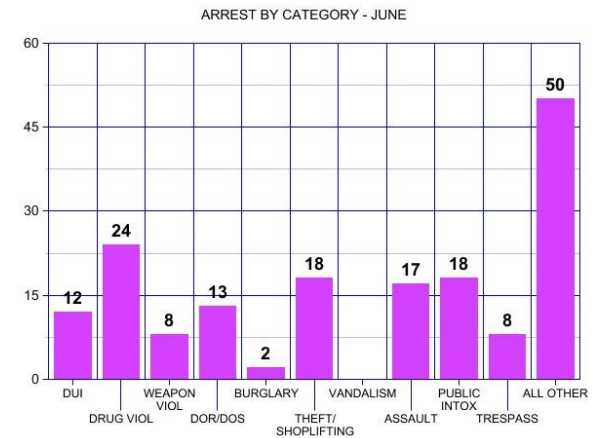
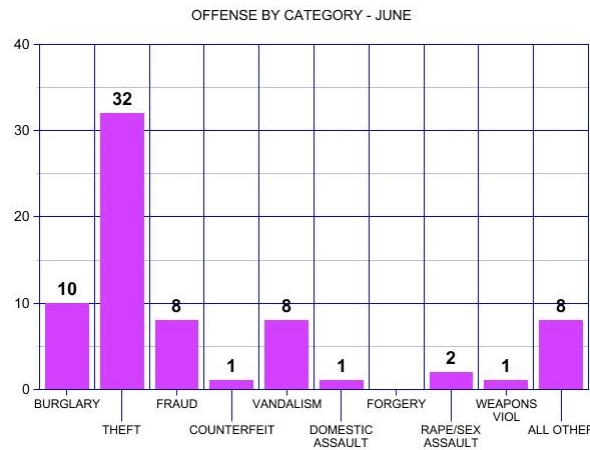
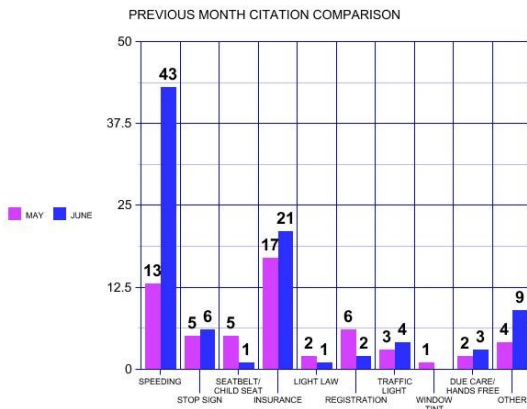
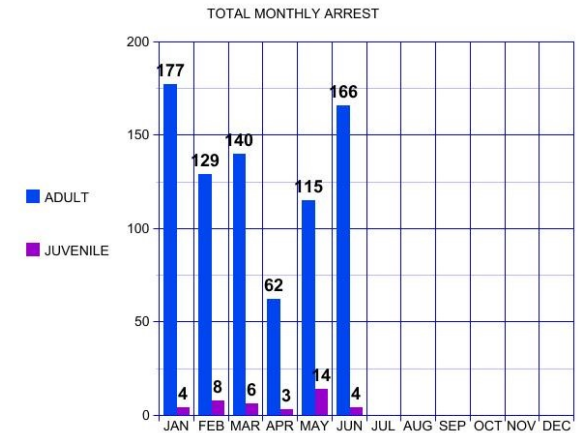
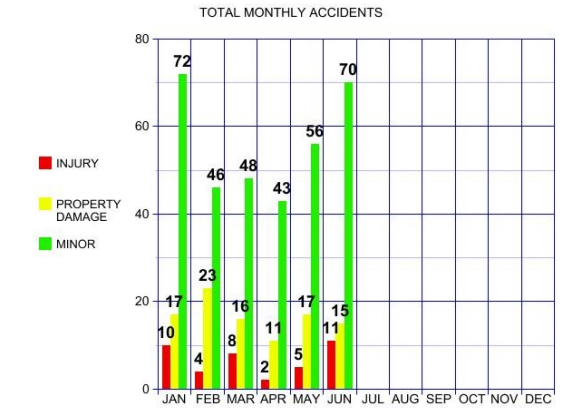
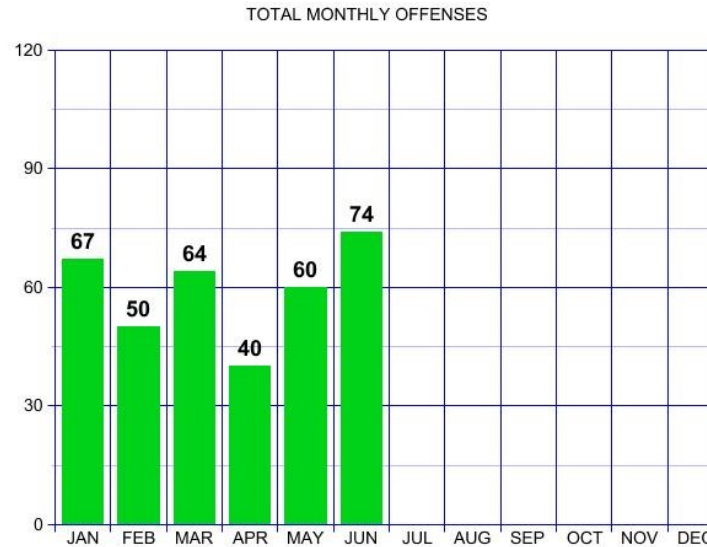
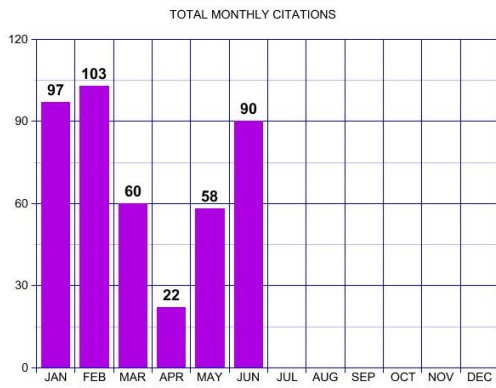
**MAY - 3091 YEAR TO DATE - 17735**

### SPECIAL EVENTS

PROTEST X 2

SWAT DEMO X 2

CAR SHOW



Monthly Stats						
TOTAL		TOTAL		TOTAL		
CITATIONS		OFFENSES		ARRESTS		
Ran Stop Sign	6	Burglary	10	Burglary	1	
Speeding	39	Theft from Building	4	Theft from Building	2	J
Child Restraint Viol.	1	Theft of Vehicle Parts	3	Theft from Vehicle	2	U
Ran Traffic Light	4	Theft of Vehicle Parts	7	Shoplifting	13	N
Registration Violation	3	Theft All Other	2	Fraud	3	E
Unregistered Vehicle	2	Vehicle Theft	5	Forgery	1	
Viol. Open Container	2	Shoplifting	7	Counterfeit	1	
Light Law Violation	1	Fraud	8	Public Intoxication	18	
Wrong way on one	1	Counterfeit	1	Viol. Bond Cond./OP	3	
way street		Vandalism	8	Assault	5	2
Insurance Violation	19	Violation of OP	1	Domestic Assault	7	0
Improper use of lane	2	Simple Assault	2	Drug Violation	17	2
No DL	1	Domestic Assault	1	Drug Equipment	7	0
Texting while driving	3	Weapons Law Viol.	1	Weapons Law Violation	8	
		Lost Property	1	DUI	12	
		Rape	2	Disorderly Conduct	2	
		Death	4	Impersonation	3	
		Coin Operated Theft	3	Criminal Trespassing	8	
		Trespassing	1	DOR/DOS/ No DL	12	
		Hit & Run	1	Sex Offender Violation	1	
TOTAL	84	Embezzlement	1	Assault on Officer	4	
SPEED WARNINGS	3	Arson	1	Warrant	36	
WARNINGS	0	TOTAL	74	TOTAL	166	
JUVENILE CITATIONS		JUVENILE ARRESTS		Total Calls	5309	
Speeding	4	Shoplifting	1	Animal Control Calls	94	
Insurance Violation	2	Burglary	1	Special Event Totals	5	
		Assault	1	ACCIDENTS		
		No DL	1	With Injury	11	
				Without Injury	15	
				Minor	70	
TOTAL	6	TOTAL	4	TOTAL	96	

\* Provided security and crowd control for protests on June 1st and June 7th.  
 \* SWAT Team participated in events at Workout Anytime and Cumberland Fellowship.  
 \* Provided security and road closures for Cruise In on June 27th.  
 \* Inservice days were held for police officers as well as range days for qualification for new duty weapons.

# Crossville Fire Dept.

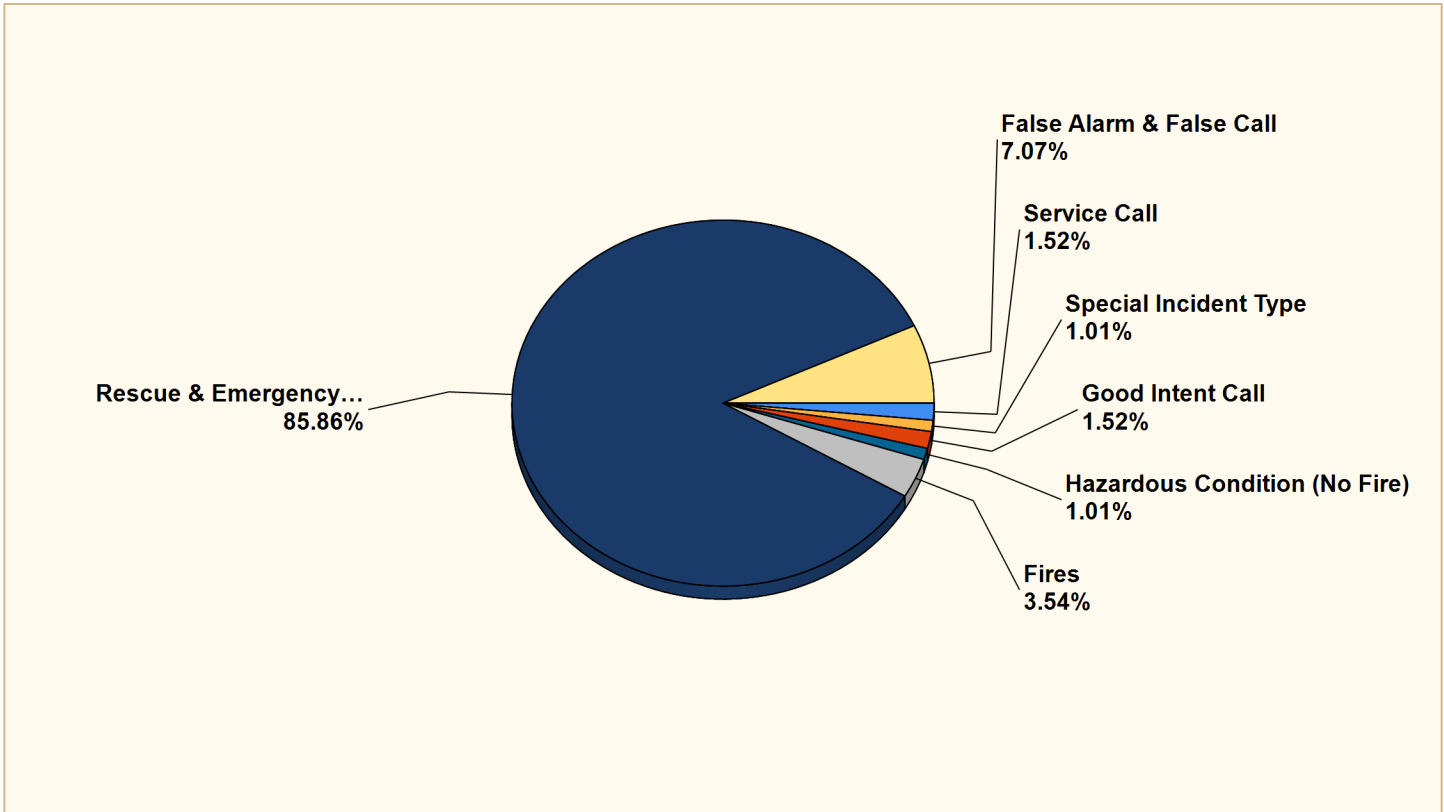
Crossville, TN

This report was generated on 7/1/2020 9:05:44 AM



## Breakdown by Major Incident Types for Date Range

Zone(s): All Zones | Start Date: 06/01/2020 | End Date: 06/30/2020



MAJOR INCIDENT TYPE	# INCIDENTS	% of TOTAL
Fires	7	3.54%
Rescue & Emergency Medical Service	170	85.86%
Hazardous Condition (No Fire)	2	1.01%
Service Call	3	1.52%
Good Intent Call	3	1.52%
False Alarm & False Call	14	7.07%
Special Incident Type	2	1.01%
<b>TOTAL</b>	<b>201</b>	<b>101.53%</b>

**Issued 238 burn permits**

Only REVIEWED and/or LOCKED IMPORTED incidents are included. Summary results for a major incident type are not displayed if the count is zero.

### Detailed Breakdown by Incident Type

INCIDENT TYPE	# INCIDENTS	% of TOTAL
111 - Building fire	4	1.99%
140 - Natural vegetation fire, other	1	0.50%
141 - Forest, woods or wildland fire	1	0.50%
154 - Dumpster or other outside trash receptacle fire	1	0.50%
320 - Emergency medical service, other	1	0.50%
321 - EMS call, excluding vehicle accident with injury	146	72.64%
322 - Motor vehicle accident with injuries	19	9.45%
324 - Motor vehicle accident with no injuries.	4	1.99%
424 - Carbon monoxide incident	1	0.50%
463 - Vehicle accident, general cleanup	1	0.50%
500 - Service Call, other	1	0.50%
541 - Animal problem	1	0.50%
553 - Public service	1	0.50%
611 - Dispatched & cancelled en route	2	1.00%
631 - Authorized controlled burning	1	0.50%
731 - Sprinkler activation due to malfunction	1	0.50%
735 - Alarm system sounded due to malfunction	1	0.50%
740 - Unintentional transmission of alarm, other	4	1.99%
741 - Sprinkler activation, no fire - unintentional	1	0.50%
743 - Smoke detector activation, no fire - unintentional	2	1.00%
745 - Alarm system activation, no fire - unintentional	5	2.49%
900 - Special type of incident, other	2	1.00%
<b>TOTAL INCIDENTS:</b>	<b>201</b>	<b>100.05%</b>

Only REVIEWED and/or LOCKED IMPORTED incidents are included. Summary results for a major incident type are not displayed if the count is zero.



# Crossville Fire Dept.

Crossville, TN

This report was generated on 7/1/2020 9:08:22 AM



## Events per Category for Date Range (Landscape)

Start Date: 06/01/2020 | End Date: 06/30/2020

CATEGORY	DATE	EVENT TYPE	EVENT	LOCATION	HOURS	NARRATIVE
<b>Administration</b>						
	06/01/2020	Fire Inspection	Colinx fire inspection	139 Cox Ave, Crossville, TN 38555	2	Description:Reinspection of Riser #5
	06/03/2020	Meeting	EMA MEETING 3PM AT EMA(541	42 SOUTHBEND DR	1.5	
	06/11/2020	Meeting	LEPC MEETING COUNTY FIRE (541)	1391 Livingston Rd 1391 Livingston Rd, Crossville, TN 38571, USA	1	
<b>Fire Inspections</b>						
	06/02/2020	Fire Inspection	FAIR PARK SENIOR CENTER INSPECTION	1433 LIVINGSTON RD	1	Description:PER 543 HAVE CASEY WORSHAM RE INSPECT THIS : CONTACT ANGELA SHADDEN :248- 0862  CENTER IS CLOSED BUT WANTS TO MEET WITH INSPECTOR ON THIS DAY 10 AM
<b>Public Relations / Education</b>						
	06/08/2020	Safety Standby	Police Testing STANDBY	OUTDOOR TRAINING CAMPUS	2	
	06/15/2020	Safety Standby	CMSP( RANGER CAMP)	RANGER CAMP	3	

Includes Locked / Authorized Events.

CATEGORY	DATE	EVENT TYPE	EVENT	LOCATION	HOURS	NARRATIVE
<b>Training and Education</b>						
	06/08/2020	Fire Training	TRAINING DRILL	141 HENRY ST	8	
	06/09/2020	Fire Training	TRAINING DRILL	141 HENRY ST	8	
	06/10/2020	Fire Training	TRAINING DRILL	141 HENRY ST	8	
	06/22/2020	EMS Training	MEDICAL INSERVICE	PALACE	7	
	06/23/2020	EMS Training	MEDICAL INSERVICE	PALACE	7	

Includes Locked / Authorized Events.

# Crossville Fire Dept.

Crossville, TN

This report was generated on 7/1/2020 9:09:03 AM



## Incidents for Personnel for Date Range

Personnel: Fox, Mark A | Start Time: 00:00 | End Time: 23:00 | Incident Type(s): All Incident Types | Sort By: Incident Date | Station: All Stations | Start Date: 06/01/2020 | End Date: 06/30/2020

Fox, Mark A			
INCIDENT DATE	INCIDENT #	ADDRESS	INCIDENT TYPE
06/01/2020	2020-0002064	365 VILLAGE LN 1	111 - Building fire
06/05/2020	2020-0002116	115 Rose St ST	111 - Building fire
06/06/2020	2020-0002139	15 ATLANTIC AVE	111 - Building fire
06/10/2020	2020-0002203	421 S Main ST	741 - Sprinkler activation, no fire - unintentional
06/16/2020	2020-0002295	169 N MAIN ST	321 - EMS call, excluding vehicle accident with injury
06/17/2020	2020-0002308	383 N MAIN ST	322 - Motor vehicle accident with injuries
06/18/2020	2020-0002332	456 WAYNE AVE	745 - Alarm system activation, no fire - unintentional
06/24/2020	2020-0002427	TRACTOR SUPPLY PARK	500 - Service Call, other
06/29/2020	2020-0002516	196 MYRTLE AVE	111 - Building fire
06/28/2020	2020-11872	9181 LANTANA RD	321 - EMS call, excluding vehicle accident with injury
<b>TOTAL CALLS: 10</b>			

**TOTAL CALLS FOR ALL PERSONNEL: 10**

Only REVIEWED incidents included. The Start and End Time selectors represent the hours selected. Example: Selecting 07:00-13:00 will return calls that occurred between 07:00 and 13:59:59. They default to the entire day.

## Water Loss Report

	<b>Consumption</b>	Water loss - flushing	Water loss - leaks	Water loss-fire fighting	<b>Total Internal Use</b>	<b>Unaccounted-for Water</b>	<b>Pumped Water</b>	<b>LOSS %</b>
2018								
January	88,114,500	1,978,358	1,272,890	60,000	3,311,248	40,696,952	132,122,700	31%
February	92,164,600	5,904	3,749,588	65,000	3,820,492	9,054,908	105,040,000	9%
March	80,217,300	34,375	1,929,024	145,000	2,108,399	29,884,501	112,210,200	27%
April	80,489,000	86,729	1,233,996	2,000	1,322,425	26,231,575	108,043,000	24%
May	83,464,600	681,483	429,676		1,111,159	33,736,841	118,312,600	29%
June	93,994,400	152,880	2,693,928		2,846,808	16,951,792	113,793,000	15%
July	92,933,800	461,753	1,124,995		1,586,748	27,013,152	121,533,700	22%
August	94,724,300	47,115	11,949,329	2,000	11,998,444	23,857,600	118,581,900	20%
September	103,519,000	423,299	1,487,856	5,100	1,916,255	5,352,745	110,788,000	5%
October	87,432,600	541,673	2,244,551	2,600	2,788,824	23,625,476	113,846,900	21%
November	90,719,700	58,772	2,161,156		2,219,928	16,188,372	109,128,000	15%
December	85,827,100	141,659	2,230,374	4,500	2,376,533	26,819,267	115,022,900	23%
2019								
January	78,615,200	45,193	1,231,332		1,276,525	37,433,475	117,325,200	32%
February	83,850,700	120,407	3,630,186		3,750,593	25,387,707	112,989,000	22%
March	79,635,900	117,534	2,566,872		2,684,226	40,751,574	123,071,700	33%
April	84,372,600	240,891	2,674,092	7,100	2,922,083	31,045,317	118,340,000	26%
May	85,946,000	163,822	4,683,636	109,500	4,956,958	45,210,942	136,113,900	33%
June	96,622,200	98,995	7,626,119	30,000	7,755,114	17,662,086	122,039,400	14%
July	104,717,400	117,626	2,750,076	4,400	2,867,702	19,618,398	127,203,500	15%
August	101,985,200	263,684	4,797,924	20,100	5,081,708	22,690,792	129,757,700	17%
September	104,149,900	222,064	3,880,278	7,300	4,109,642	16,773,458	125,033,000	13%
October	107,018,600	460,042	9,481,866	4,600	9,946,508	10,778,662	127,743,770	8%
November	102,271,900	391,315	4,385,586	9,300	4,786,201	14,637,899	121,696,000	12%
December	96,686,300	5,058	2,837,604	950	2,843,612	25,236,088	124,766,000	20%
2020								
January	95,899,500	6,628	823,986	2,450	833,064	29,235,836	125,968,400	23%
February	90,749,900	551,076	604,800		1,155,876	32,725,224	124,631,000	26%
March	84,635,300	60,841	1,827,840	300	1,888,981	47,772,019	134,296,300	36%
April	92,557,600	133,183	2,583,380	11,800	2,728,363	32,148,037	127,434,000	25%
May	92,340,000	212,101	385,560	17,665	615,326	44,614,374	137,569,700	32%
June	85,846,200	74,274	10,704,500	25,100	10,803,874	68,372,926	165,023,000	41%
July								
August								
September								
October								
November								
December								
TOTAL:								
6 mos	542,028,500	1,038,103	1,038,103	57,315	18,025,484	254,868,416	814,922,400	31%
12 mos	1,158,857,800	2,497,892	45,063,400	103,965	47,660,857	364,603,713	1,571,122,370	23%

## 2019-2020 Building Permits

	County	County	City	City	City & County	City & County	Land Disturbance		Plan	House		
	Residential	Commercial	Residential	Commmercial	Plumbing	Mechanical	Permits	Sign	Review	Moving	County Fees Paid	City Fees Paid
July	20	0	18	2	35	32	7	0	1	0	\$18,669.00	\$12,196.50
August	21	2	6	6	27	21	8	0	0	0	\$38,862.50	\$14,797.50
September	26	0	19	4	42	21	6	0	1	0	\$14,945.00	\$23,936.50
October	26	2	19	4	45	25	2	0	0	0	\$28,064.00	\$16,054.00
November	17	1	12	1	30	28	5	0	0	0	\$16,458.00	\$9,405.00
December	17	1	8	4	22	44	1	0	1	0	\$16,902.50	\$6,356.00
January	33	2	5	4	40	49	4	0	0	0	\$32,040.00	\$7,890.00
February	15	0	10	1	24	15	3	0	1	0	\$15,472.00	\$8,255.00
March	22	2	6	7	29	25	5	0	0	1	\$22,190.50	\$10,252.50
April	18	0	17	3	29	39	0	0	0	0	\$18,852.50	\$10,840.00
May	21	0	11	1	30	20	0	1	0	0	\$19,047.00	\$6,650.00
June	28	1	11	1	34	28	3	1	0	0	\$26,907.50	\$8,093.50
<b>Total</b>	<b>264</b>	<b>11</b>	<b>142</b>	<b>38</b>	<b>387</b>	<b>347</b>	<b>44</b>	<b>2</b>	<b>4</b>	<b>1</b>	<b>\$268,410.50</b>	<b>\$134,726.50</b>

**Engineering Projects Report July 8, 2020**

Project	Current Status	Dates
<b>TDOT 127 South Utility Relocation</b>	The Mayor and Director of Engineering met with Paul Degges, Deputy Commissioner of TDOT, and Mr. Degges is checking into releasing the City's funds deposited for utility relocation.	
<b>TDOT 127 North Utility Relocation Section 1</b>	The Engineer is adjusting plans daily because of TDOT revisions. The plans have been adjusted from previous de-confliction meetings.	Bid Letting October 2020
<b>TDOT 127 North Utility Relocation Section 4 (Fentress Cumberland County Line)</b>	The Engineers have submitted the rainbow set of drawings and are awaiting changes from TDOT.	Bid Letting February 2021
<b>Northwest Connector Phase 3</b>	The City has received revisions to the previously approved acquisitions and the City Attorney and staff are developing a plan to address the revisions. The bid letting date is set for August 13, 2021. A utility de-conflict meeting was held this week and the Engineer is working on conflicts with natural gas and overhead utility poles.	Bid Letting August 2021
<b>Northwest Connector Phase 2</b>	The City Attorney has started the title searches and City Staff has started coordinating the appraisals. The utility engineers are developing the easements. The plans have been approved by TDOT to move forward with the appraisals.	Bid Letting is not in TDOT's 3 year plan
<b>Downtown Sidewalks</b>	The plans have been submitted to TDOT for review. Many of the comments have been received from the different TDOT Departments and we are on schedule for the bid letting.	Award Bid February 2021
<b>Brookhaven Subdivision and Highland Lane Waterline Upgrade</b>	The Contractor started January 8th. The Contractor only has cleanup items left on the original contract. The Contractor has started on the mainline installation on Glenwood Circle.	Completion Extended to Late August or Early September.
<b>Old Lantana Road, County Seat and Southbend Waterline Replacement</b>	The City has reviewed the plans and the Engineer is revising the plans. A construction start date will be established once the easements are acquired.	
<b>Bridges for Trails at Meadow Park</b>	The foundations are in place and the Street Department will start the abutments when they get caught up on other work. It is believed that the work will commence again in August.	
<b>Quail Hollow Court</b>	The Exhibit "A" document required for the sale of the property will be updated when the Airport Layout Plan is updated during this year.	
<b>Main Street and Lantana Traffic Signal Replacement</b>	This project will be bid late summer.	
<b>Fourth Street and West Avenue Traffic Signal Replacement</b>	The Engineer is addressing the comments from the TDOT review. A utility coordination meeting is forthcoming. This project has low priorities because the City will not have STP funds to fund construction for three to five years.	
<b>Meadow Park Water Filtration Plant Sewer Project</b>	The Engineer and City Staff are coordinating the TDOT permit for the installation along Lantana Road. The City and the Engineer will start developing easements in the coming months. The Engineer has completed the update to the water facility plan and it has been submitted for review.	Schedule will be forthcoming
<b>Raw Water Study</b>	The Contracts for the environmental phase and the archeological study have been executed. A meeting for the kick off of the environmental phase is set up with the Army Corp and the City's Contractors for late July.	
<b>Airport Obstruction Removal</b>	The contract for the tree clearing on Albert Frye Road and the west end of the runway is complete. City Engineering Staff is working on easements for the tree topping portion of this project.	
<b>Catoosa 127 North Water Tank</b>	A preconstruction meeting will be held very soon and a schedule will be developed.	
<b>Underwood Street Sidewalk</b>	Acquisition documents have been turned over to the City Attorney so that City Staff can negotiate the acquisitions.	
<b>Tulip Drive Sewer Installation</b>	The plans are complete and the City is awaiting the payment of the fees.	
<b>Airport ALP</b>	The Engineer has started on the Exhibit "A". Obstruction removal plays a part in this schedule. City Staff is researching funding for all past acquisitions for the airport.	
<b>Airport Maintenance Hangar Rehab</b>	The hangar does not leak. The contractor has completed the roof coating system. The insulation repair and the gutter replacement are all that remain.	
<b>Meadow Park Water Filtration Master Meters</b>	The Engineering Department has started developing a master meter design to measure the water leaving the Meadow Park plant. This project will be inserted in the budget when funds are available.	
<b>Meadow Park Sludge Collection Rebuild</b>	The Contractor has completed the equipment replacement in basin one and has almost completed the installation in basin two.	
<b>Industrial Blvd and Highway 127 Intersection Waterline Rehab</b>	The Chamber has helped gather information from local industries that this project will benefit. All information has been turned over to Community Development Partners, LLC. The City Council will be voting on the grant administrator at the regular meeting this month.	
<b>Miller Avenue Sewer Force main Replacement</b>	The Contractor has cleared half of the easement and has not installed any pipe.	
<b>Cook Road Sewer Extension</b>	The Utilities Maintenance Department has the project in their queue.	
<b>Bee Hive Lane Water Extension</b>	The waterline has been installed and testing is all that remains.	
<b>Airport Rotating Beacon Light</b>	The City Maintenance Department installed the beacon. This project will be removed from the list.	
<b>Deer Creek Sewer</b>	City staff has developed a plan and is discussing options with TDEC and the HOA.	
<b>Tansi Sewer</b>	The HOA is delivering signed contracts as they receive them. Their Engineer is working on their sewer plan. The City will start the design of the City's portion when their plans are complete.	
<b>Palace Theater Masonry Renovations</b>	The contractor has completed all work. Some of the sealer overspray came in contact with the window glass and the Contractor is working on removing the sealer from the glass.	
<b>Genesis North Sewer Pump Station</b>	This project is out for bid.	
<b>TDOT SR 1 Highway 70 (Sparta Highway) Utility Relocation</b>	The contract is on the meeting agenda for engineering. Water, gravity sewer and low-pressure sewer will be relocated. This project will have complete road closure.	
<b>TDOT SR 24 Highway 70 North Utility Relocation</b>	TDOT is developing the plans and the City has not been notified to start the utility relocation process. This project will have complete road closure.	
<b>TDOT SR 282 Dunbar Culvert Replacements Utility Relocation</b>	TDOT is developing plans to replace two culverts on Dunbar Road with large concrete box culverts. The City may need to relocate the sewer line in the area of the headwalls. The City Engineering Staff will develop the plans and City crews will perform the line relocation if required.	
<b>CoLinx Fire Pump and Tank System</b>	The City started paying the utilities for the tank and fire system in June. We believe that the fire system will be upgraded by December. When the upgrades have been completed the City will demolish the pump building and contract out the demolition of the tank.	
<b>Private Developments</b>		
<b>Waverley Place and Tree House Plantations Subdivision</b>	(No Change) The Developer is looking at different development options. This development may change in type, shape and name. Water and sewer plans have been submitted to TDEC and the TDEC approval has expired. This development will be removed from this list until it becomes active again.	
<b>Crossroad Village Subdivision Phase 3</b>	This phase is complete and will be removed from this list.	
<b>Crossroad Village Subdivision Phase 5</b>	Ninety percent of the water and sewer has been installed. Currently the road is being rough graded.	

**CITY OF CROSSVILLE  
DEBT**

	<u>END</u>	<u>INT</u>	<u>6/30/2020</u>	<u>20-21</u>	<u>20-21</u>	
	<u>DATE</u>	<u>RATE</u>	<u>LOAN</u>	<u>PRINCIPAL</u>	<u>INTEREST</u>	
			<u>BALANCE</u>	<u>PAYMENT</u>	<u>PAYMENT</u>	
<b>GENERAL FUND</b>						
E-911	2024	Variable	\$ 254,000	\$ 59,000	\$ 5,000	Variable
Series A Bonds 25 Yrs	2037	3.18%	\$ 3,995,000	\$ 20,000	\$ 122,413	
Series B Bonds 16 Yrs	2028	2.67%	\$ 2,095,000	\$ 220,000	\$ 63,731	
			\$ -			
			<u>\$ 6,344,000</u>	<u>\$ 299,000</u>	<u>\$ 191,144</u>	
<b>Water &amp; Sewer Fund</b>						
23008 TMBF Refund 3 RUD Loans 2014	2034	Variable	\$ 3,006,328	\$ 180,420	\$ 48,072	Variable
23009 SRF 12-116 Downtown Waterline	2035	1.87%	\$ 972,271	\$ 248,328	\$ 25,332	
23010 SRF 2015 I/I (CW1 15-346)	2038	1.61%	\$ 1,501,252	\$ 76,164	\$ 24,840	
23116 SRF 00-020 MPL Plant (water)	2028	1.77%	\$ 1,097,453	\$ 325,344	\$ 22,560	
23118 SRF 2010 - WWTP CWA 2009-225	2028	2.88%	\$ 918,756	\$ 305,268	\$ 46,488	
23119 SRF 2010 WTR Harvesting 2009-087 (Tansi)	2028	2.83%	\$ 1,034,125	\$ 338,160	\$ 51,000	
23245 2012 Series C Bonds	2032	2.95%	\$ 7,980,000	\$ 145,000	\$ 237,994	
			<u>\$ 16,510,185</u>	<u>\$ 1,618,684</u>	<u>\$ 456,286</u>	
<b>CATOOSA</b>						
23007 TMBF/Refund '05 Bonds	2028	Variable	\$ 2,400,000	\$ 245,000	\$ 50,000	Variable
23008 TMBF Refund 3 RUD Loans 2014	2034	Variable	\$ 1,871,672	\$ 110,580	\$ 35,000	Variable
			<u>\$ 4,271,672</u>	<u>\$ 355,580</u>	<u>\$ 85,000</u>	
			<u><b>\$ 20,781,857</b></u>	<u><b>\$ 1,974,264</b></u>	<u><b>\$ 541,286</b></u>	
			<u>\$ 27,125,857</u>			

The City carries debt for E-911.

Grant Agency	Project	ARRA	Amount				%				Money Spent	Money Received	To Be Received	Budget
			Grant	Local	Total									
<b>AWARDED:</b>														
Dept. of Justice	bulletproof vests	No	\$ 36,781.44	\$ 36,781.44	\$ 73,562.88	50/50		on-going/Federal Funds 100%		\$ 63,732.12	\$ 32,893.78	\$1,625.00		
THSO Alcohol Saturation/Checkpoint Grant	Alcohol Saturation-2019	No	\$ 25,000.00	\$ -	\$ 25,000.00	100%		\$25,000 Federal Funds						
HIDTA	Drug Task Force Overtime		\$ 18,000.00	\$ -	\$ 18,000.00			\$18,000 Federal Funds						
TDEC-LPRF	Garrison Park Redevelopment		\$ 500,000.00	\$ 500,000.00	\$ 1,000,000.00	50/50		\$500,000 State Funds		\$ 748,421.49	\$ 500,000.00			
TDOT-Aeronautics	Airport Maintenance 19/20		\$ 15,000.00	\$ -	\$ -	95/5		100% State Funds		\$ 15,900.59	\$ 14,999.30			
TDOT-Aeronautics	Airport Layout Plan		\$ 190,000.00	\$ 10,000.00	\$ 200,000.00	95/5		Federal Funds \$180,000/State \$10,000/Local \$10,000		\$ 10,000.00				
TDOT-Aeronautics	Maintenance Hangar Rehab		\$ 209,782.00	\$ 24,682.00	\$ 234,554.00	89/11		Federal Funds \$198,144/State \$11,728/Local \$24,682		\$ 103,755.00	\$ 82,254.00			
TDOT-TAP	Downtown Sidewalks/Lights		\$1,299,651	\$ 324,912.84	\$1,624,564	80%		\$1,299,651 Federal Funds/\$342,912.84 Local						
TDOT-Surface Trans	Northwest Connector 3		\$ 715,799.00	\$ -	\$ 715,799.00			Federal Funds \$715,799		\$ 1,313,415.21	\$ 712,356.17			
TDOT-Surface Trans	Northwest Connector 2		\$ 219,940.00	\$ 54,985.00	\$ 274,925.00	80/20		Federal Funds \$219,940		\$ 7,800.00	\$ 6,240.00			
TNECD	Three Star 19-20		\$40,000	\$ -	\$40,000	100%				\$ 4,042.50	\$ 4,042.50			
<b>TOTALS</b>			<b>\$ 3,269,953.80</b>	<b>\$ 951,361.28</b>	<b>\$ 4,206,405.08</b>									



	Grant Agency	Project	ARRA	Amount			%		Money	Money	To Be
				AWARDED:	Grant	Local			Total	Spent	Received
1	TDOT	Lantana Rd. Utility Reloc	No					\$ 806,354	\$ 805,594.85	\$ 758	
2	TDOT	127S Utility Reloc	No					\$ 238,369	\$ 20,437.69	\$ 217,932	
3	TDOT	Livingston/Miller	No					\$ 169,950			
7	Rural Development	Catoosa water tank - Hwy. 127N		\$ 160,500.00	\$ 890,000.00	\$ 1,050,500.00		160,500 Federal Funds			
8	CDBG-2018	Sewer Rehabilitation	No	\$525,000	\$ 299,329.00	\$ 824,329.00		\$525,000 Federal Funds	905,599.90	525,000.00	
	<b>TOTALS</b>			<b>\$ 685,500.00</b>	<b>\$ 1,189,329.00</b>	<b>\$ 1,874,829.00</b>					