



CITY OF
CROSSVILLE
TENNESSEE

CITY MANAGER'S MONTHLY REPORT



**NOVEMBER
2025**

Prepared by
**City Clerk's
Office**

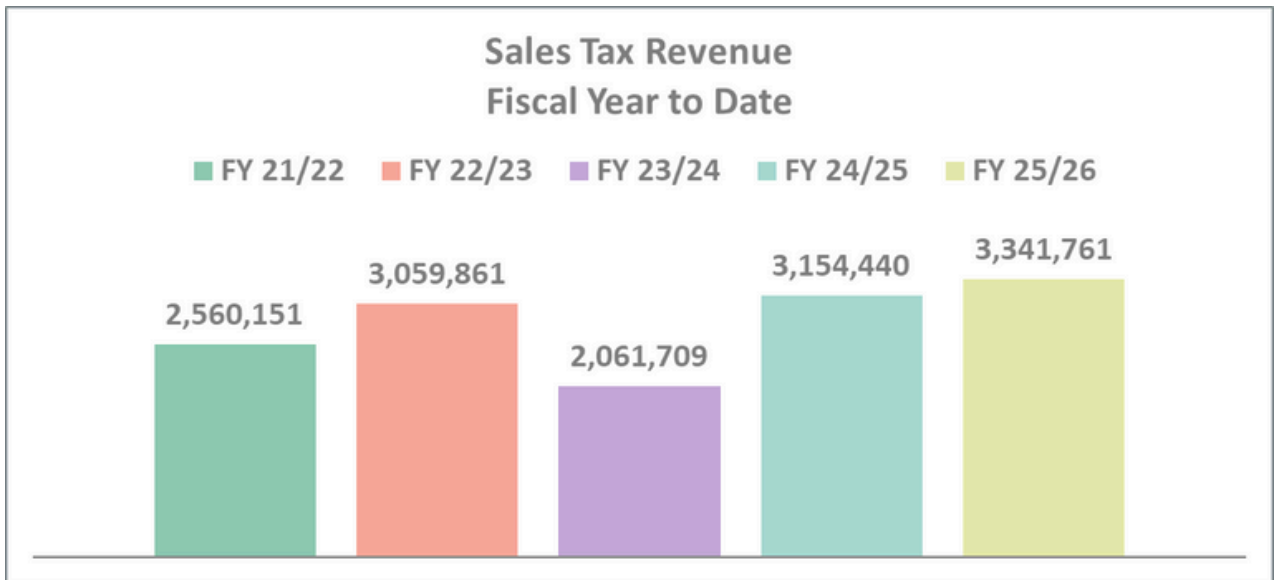
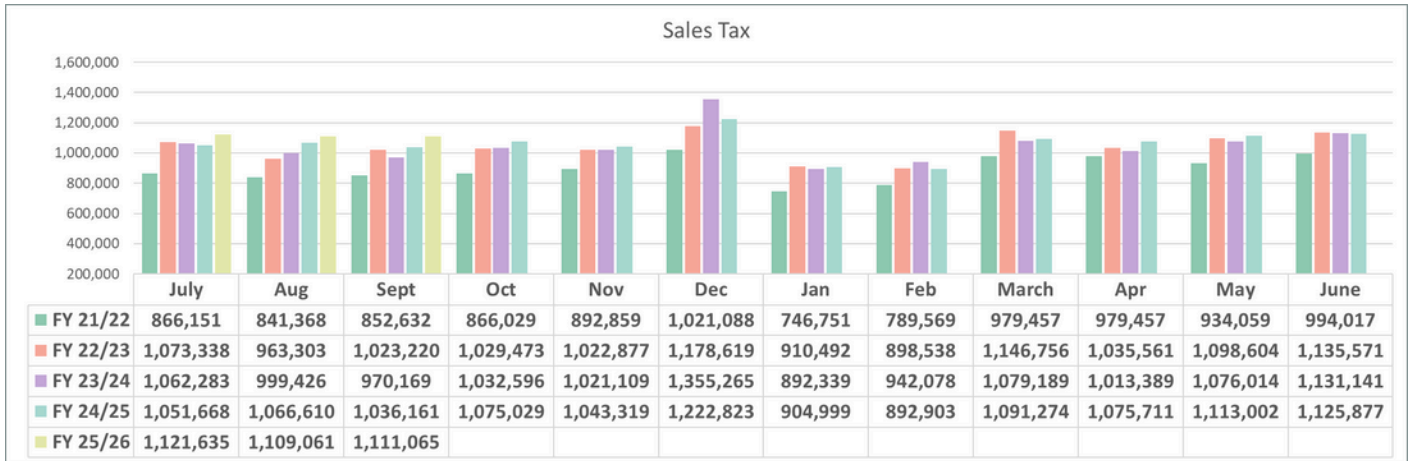
Table of Contents

<u>Sales Tax</u>	01
<u>Wholesale Beer Tax</u>	02
<u>Liquor Tax</u>	03
<u>Hotel Occupancy Tax</u>	04
<u>Human Resources Report</u>	05
<u>Police Dept. - Stats</u>	06
<u>Police Dept. - Year To Year</u>	07
<u>Police Dept. - SRO Report</u>	08
<u>Fire Dept. - Incident Report</u>	09
<u>Water Loss Report</u>	10
<u>Street Dept. Report</u>	11
<u>Maintenance Dept. Report</u>	12
<u>Water Treatment Plant Report</u>	13
<u>Utility Maintenance Report</u>	14
<u>Catoosa Dept. Report</u>	15
<u>Leisure Services Dept. - Parks Report</u>	16
<u>Leisure Services Dept. - Palace Report</u>	17
<u>Leisure Services Dept. - Events Report</u>	18
<u>Codes Dept. Report</u>	19
<u>Engineering Dept. Report</u>	20
<u>Airport FBO Report</u>	21
<u>Finance Dept. - Bonds Report</u>	22
<u>Finance Dept. - Grants Report</u>	23
<u>Bids under Budget</u>	24

CITY OF CROSSVILLE

SALES TAX

NOVEMBER 2025



*COLLECTIONS IN THE CITY OF CROSSVILLE

State of TN Cost of Administration

Net Collections (sent to Trustee's office)

2,253,341.04
 1.125% \$ 16,900.06
 \$ 2,236,440.98

Local Option Out of State Distribution

\$ 8,053.32

Trustee of Cumberland County

Net To Be Distributed

1% \$ 22,364.41
 \$ 2,222,129.89

CITY OF CROSSVILLE SPLIT

Check to City of Crossville

Check to Cumberland County Board of Education

\$ 1,111,064.95
 \$ 1,111,064.95

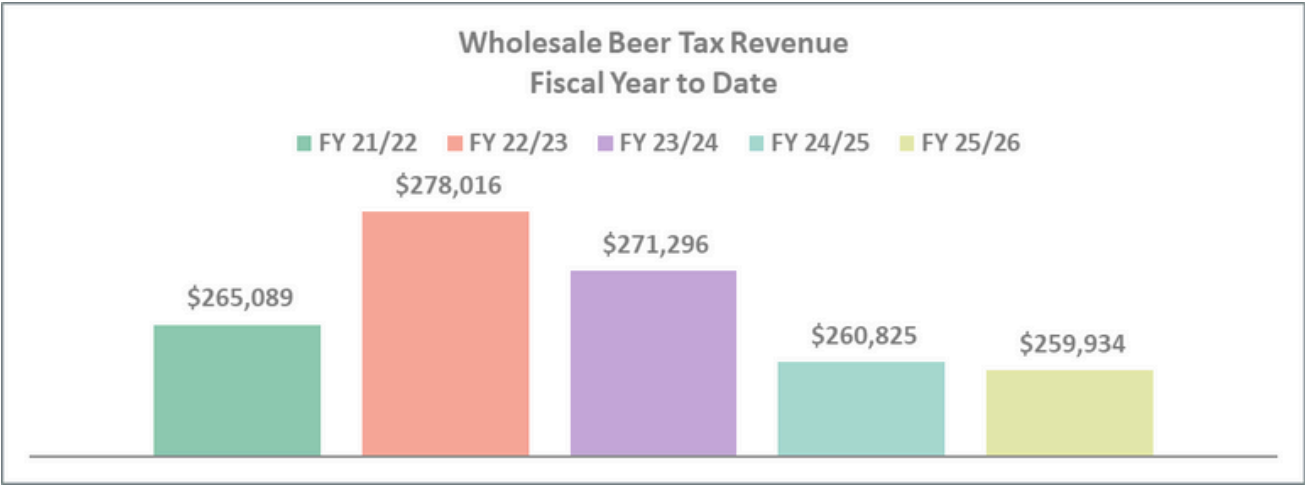
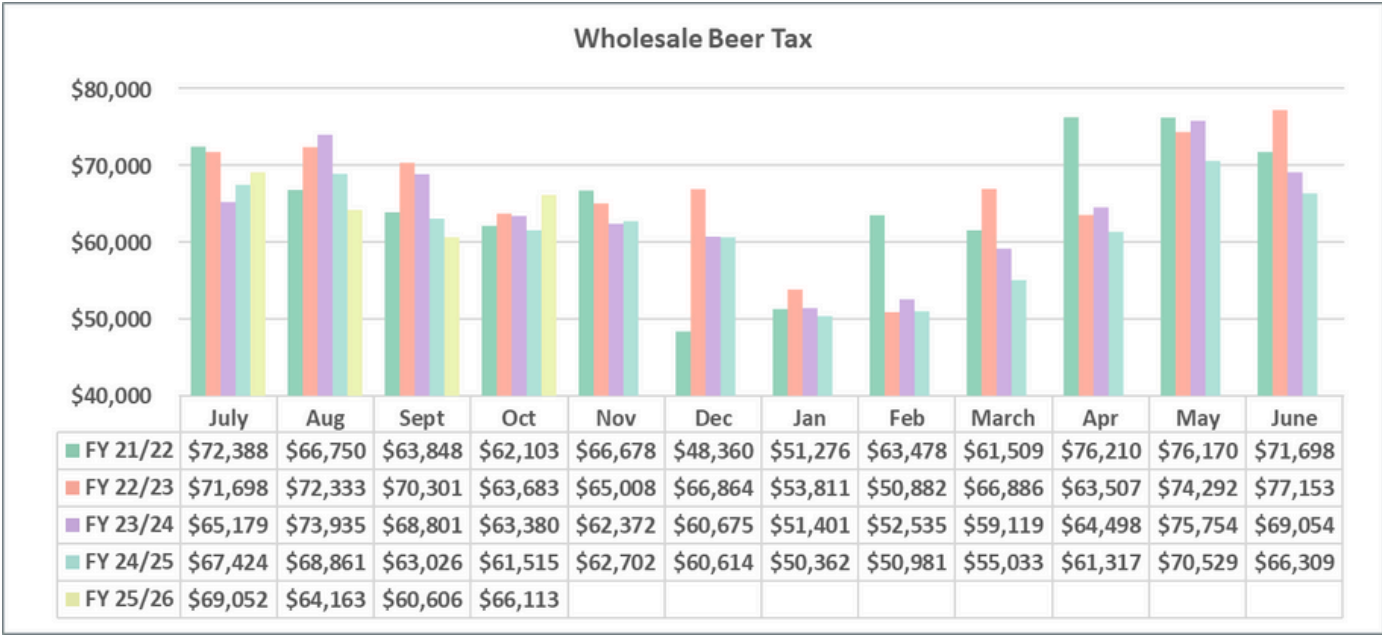
*Totals reported in November but actually collected in September



CITY OF CROSSVILLE

WHOLESALE BEER TAX

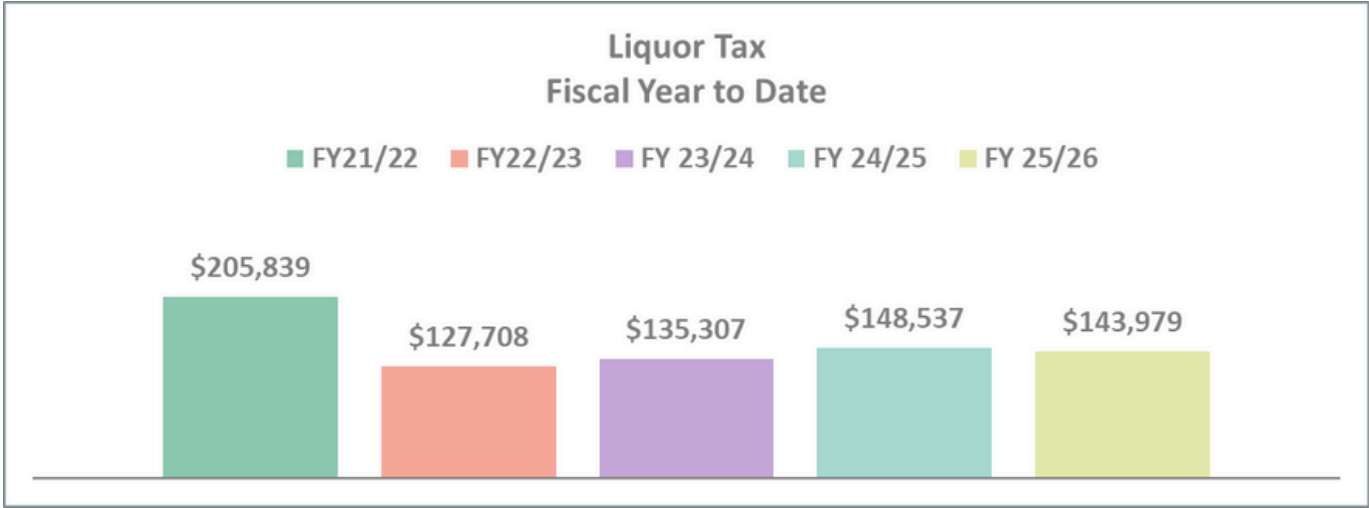
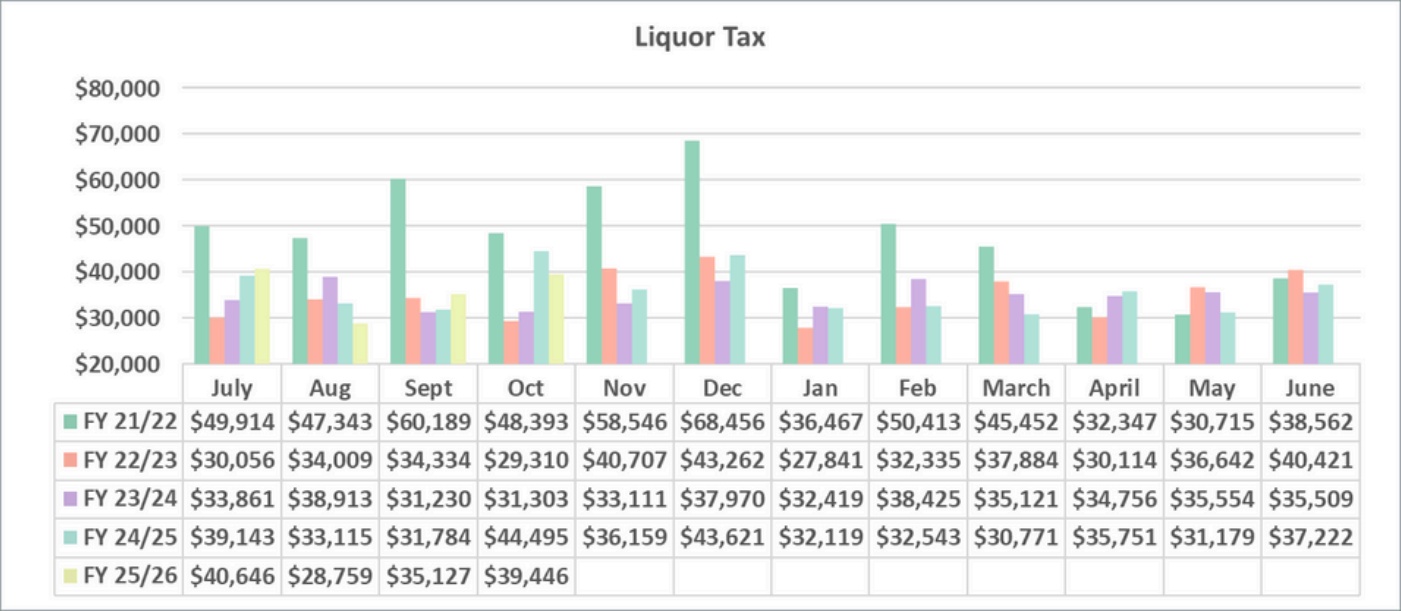
NOVEMBER 2025



CITY OF CROSSVILLE

LIQUOR TAX

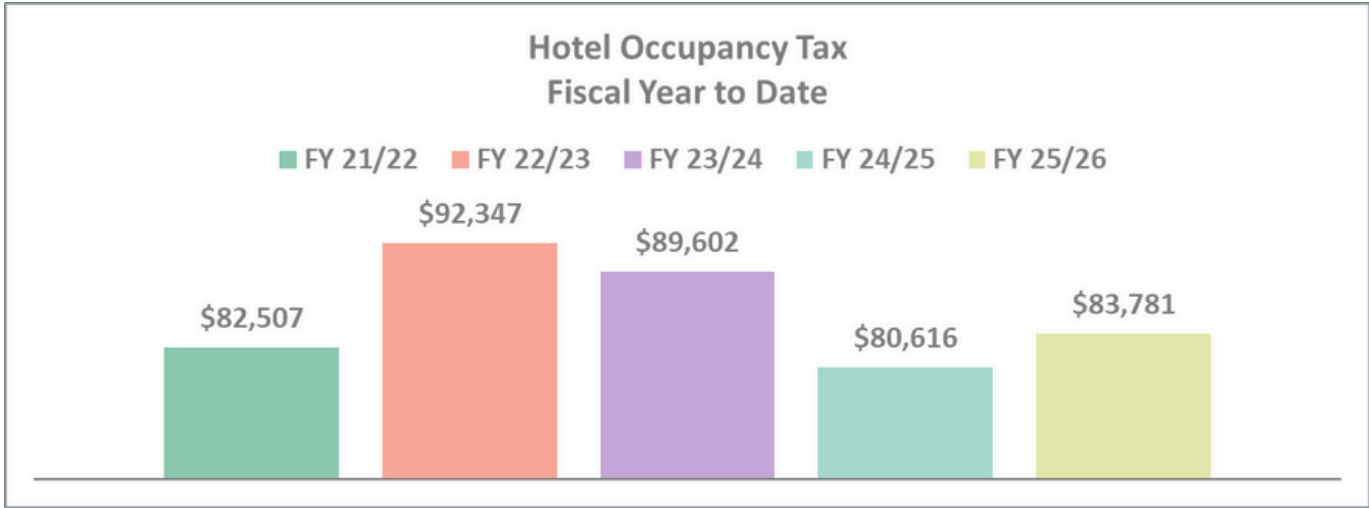
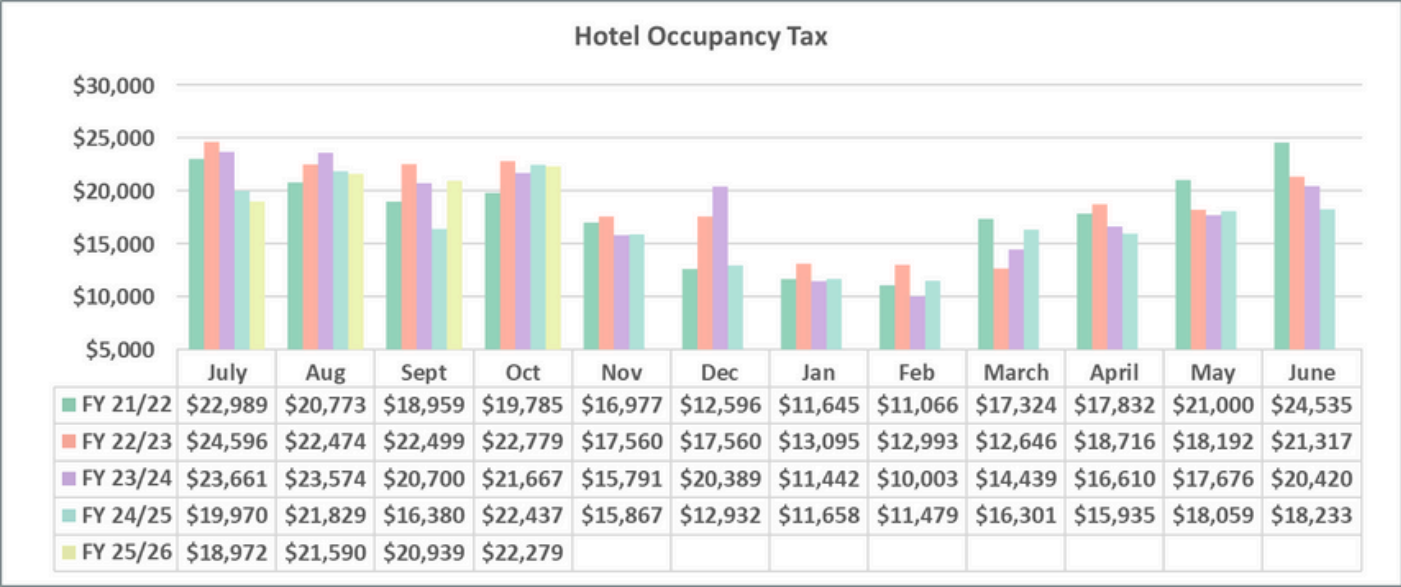
NOVEMBER 2025



CITY OF CROSSVILLE

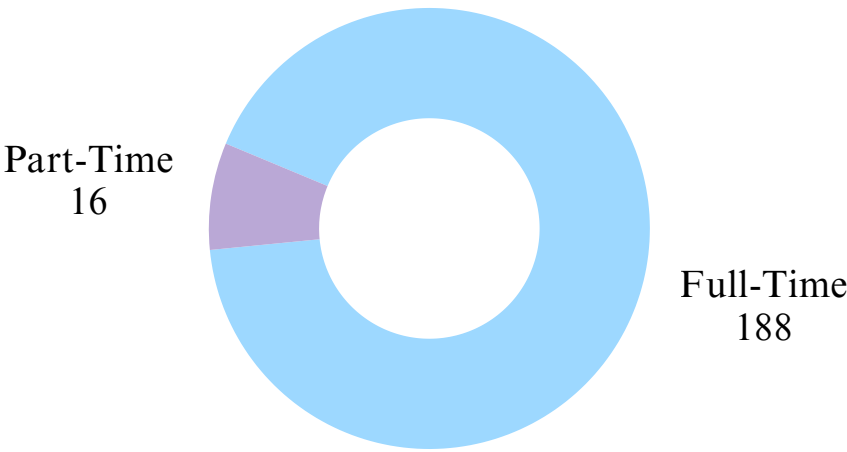
HOTEL OCCUPANCY TAX

NOVEMBER 2025



CITY OF CROSSVILLE
HUMAN RESOURCES
NOVEMBER REPORT

Employees



YEARS OF SERVICE

Suzanne Boyer	25
Dustin Lester	16
Charlene Adkins	8
Billy Smith	7
William Phillips, Jr.	7
Trent Hancock	6
Dustin Pelfrey	6
Richard Tinch	5
Tyler Miller	4
Tristan Wright	1
Ryan Ondap	1
Christopher Stavros	1



Lt. Tony Davis
&
Raymond Smith

**EMPLOYEE OF THE
1ST QUARTER**

Kyle Sherrill

**EMPLOYEE OF THE
2ND QUARTER**

Justin Troglin

**EMPLOYEE OF THE
3RD QUARTER**

Sergeant Keith Sadula

JOB VACANCIES

- Utility Maintenance

NEW HIRES

- none



CROSSVILLE POLICE DEPARTMENT

MONTHLY STATS REPORT

NOVEMBER 2025

CITATIONS		OFFENSES		ARRESTS	
Change of Address	2	Burglary	3	Theft All Other	1
Speeding	6	Viol. OP/Bond Condit.	2	Weapons Law Violation	1
Seatbelt Violation	4	Theft from Vehicle	1	Kidnapping	1
Texting while Driving	7	Theft All Other	1	Assault	2
Slow Poke Law	1	Dog Bite	1	Fraud	1
Insurance Violation	10	Fraud	4	Hit & Run	1
Registration Violation	12	Domestic Assault	2	Resist/Evading Arrest	2
Light Law Violation	7	Shoplifting	5	Drug Violation	11
Animals at Large	1	Embezzlement	1	Drug Equipment	9
Bumper Law Violation	1	Death	1	DUI	1
Ran Traffic Light	3	Vandalism	2	Vandalism	1
Ran Stop Sign	3	Forcible Fondling	2	DOR/DOS/No DL	3
Window Tint Violation	2	Drug Violation	1	Shoplifting	1
Muffler Law Violation	1	Lost Property	3	Public Intoxication	10
Improper Use of Lane	1	APS Referral	5	Traffic Violations	1
		Drug Equipment	1	Criminal Trespass	10
		Counterfeit	1	Warrant	10
		ICAC Cases	1	Indecent Exposure	1
		Runaway	1	Domestic Assault	2
		Verbal Domestic	1	Viol. OP/Bond Conditions	4
		Property Damage	2	Underage Consumption	1
		Contribitng to Minor	1	Criminal Impersonation	3
		Soliciation of Minor	1	Tampering with Evidence	1
				Contraband into Jail	1
TOTAL	61	TOTAL	43		
SPEED WARNINGS	3	JUVENILE ARRESTS			
WARNINGS	1	Runaway	2		
Accidents		Shoplifting	5		
Fatality	0	Vaping Violation	31	TOTAL	79
With Injury	10	Assault	11	ROAD CALLS	2128
Without Injury	26	Vandalism	4	SCHOOL CALLS	1285
Minor	71	Vehicle Theft	1	ANIMAL CONTROL CALLS	38
TOTAL	107	TOTAL	54	TOTAL CALLS	3451

* November 8th - Veteran's Day Parade - Provided traffic and crowd control

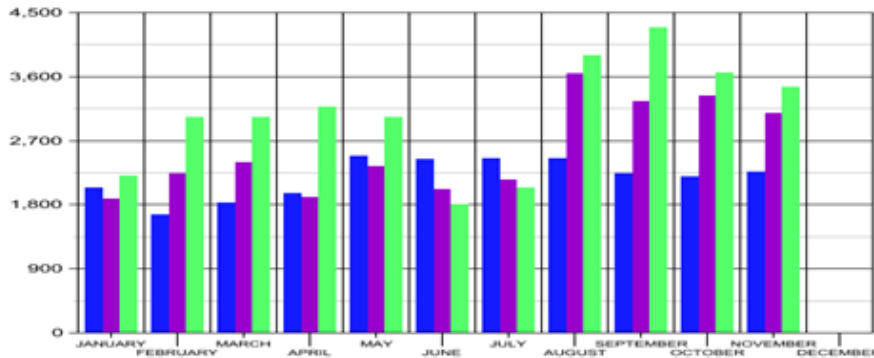


CROSSVILLE POLICE DEPARTMENT

STAT COMPARISONS

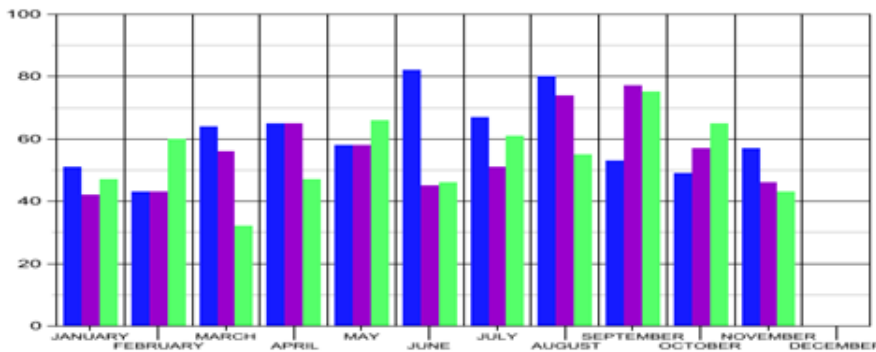
YEAR TO YEAR

2023 2024 2025



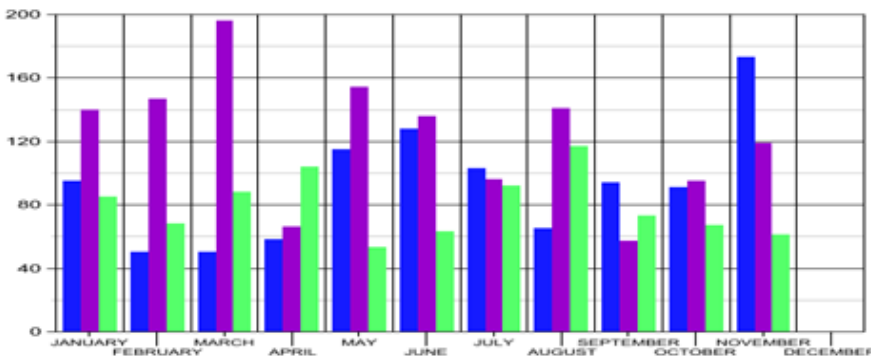
CALLS

2023 — 24,013
2024 — 28,248
2025 — 33,642



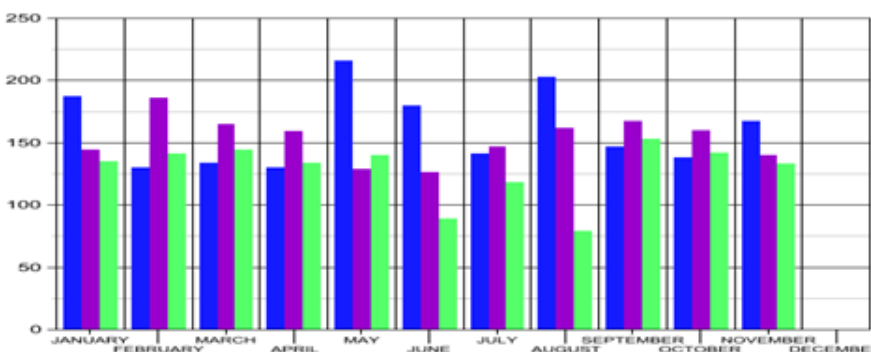
OFFENSES

2023—669
2024—735
2025—597



CITATIONS

2023 — 1,022
2024 — 1,347
2025 — 871



ARRESTS

2023 — 1,773
2024 — 1,682
2025 — 1,408



CROSSVILLE POLICE DEPARTMENT

SRO REPORT

NOVEMBER 2025

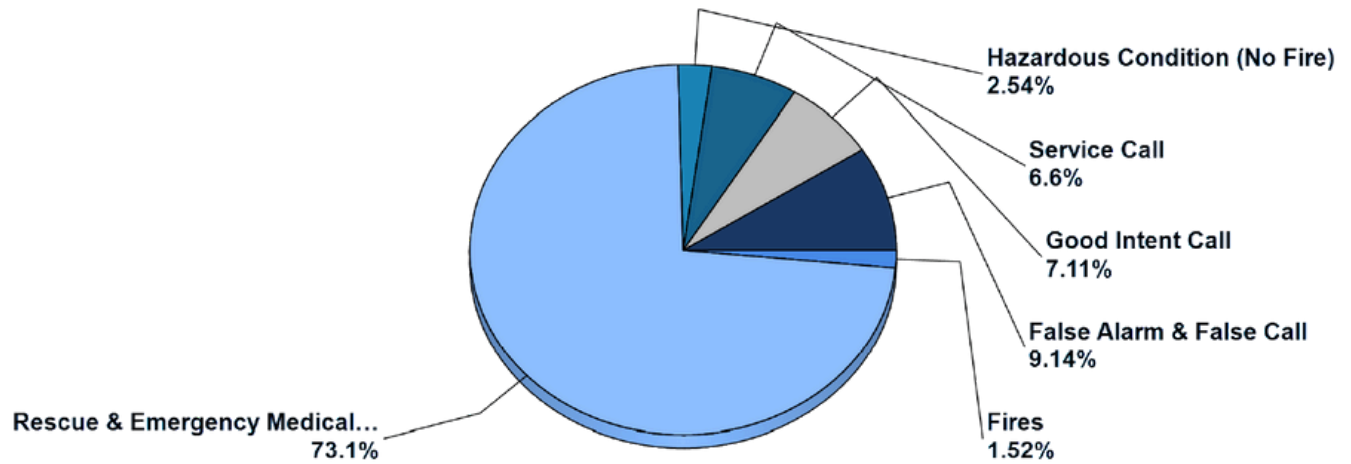
Activity / Event	Count	As Substitute	Total Count	% To Total
Accidents	1	0	1	0.08
Alcohol - Possession	0	0	0	0.00
Alcohol - Under Influence	0	0	0	0.00
Arrests/Citations Issued	44	0	44	3.42
Assault Aggravated	0	0	0	0.00
Assist. - Other Agency	7	0	7	0.54
Assist. - School Admin	280	0	280	21.79
Athletic Events	7	0	7	0.54
Campus Foot Patrol	290	0	290	22.57
Classroom Activity	27	0	27	2.10
Consultation - Parents	88	0	88	6.85
Consultation - Students	439	0	439	34.16
Court Appearances	0	0	0	0.00
Disorderly Conduct	2	0	2	0.16
Drug Arrest	0	0	0	0.00
Incident Report	18	0	18	1.40
Meetings - Other	4	0	4	0.31
Meetings - School	17	0	17	1.32
Meetings - SRO Divisional	1	0	1	0.08
Non-THC Vape	29	0	29	2.26
Simple Assault	10	0	10	0.78
Special Events - Non Athletic	5	0	5	0.39
THC Vape	4	0	4	0.31
Theft	0	0	0	0.00
Theft Related	0	0	0	0.00
Traffic Accident	1	0	1	0.08
Training	1	0	1	0.08
Unsecure Doors	5	0	5	0.39
Vandalism	5	0	5	0.39
Vehicle/Equipment Inspection/Maintenance	0	0	0	0.00
Weapon Related	0	0	0	0.00
Total Activity / Events: 1285		0	1285	



CROSSVILLE FIRE DEPARTMENT

MAJOR INCIDENTS

NOVEMBER REPORT



MAJOR INCIDENT TYPE	# INCIDENTS	% of TOTAL
Fires	3	1.52%
Rescue & Emergency Medical Service	144	73.1%
Hazardous Condition (No Fire)	5	2.54%
Service Call	13	6.6%
Good Intent Call	14	7.11%
False Alarm & False Call	18	9.14%
TOTAL	197	100%

Detailed Breakdown by Incident Type		
INCIDENT TYPE	# INCIDENTS	% of TOTAL
113 - Cooking fire, confined to container	1	0.51%
140 - Natural vegetation fire, other	1	0.51%
141 - Forest, woods or wildland fire	1	0.51%
321 - EMS call, excluding vehicle accident with injury	125	63.45%
322 - Motor vehicle accident with injuries	15	7.61%
324 - Motor vehicle accident with no injuries.	4	2.03%
400 - Hazardous condition, other	1	0.51%
410 - Combustible/flammable gas/liquid condition, other	1	0.51%
411 - Gasoline or other flammable liquid spill	2	1.02%
444 - Power line down	1	0.51%
500 - Service Call, other	8	4.06%
512 - Ring or jewelry removal	1	0.51%
550 - Public service assistance, other	1	0.51%
551 - Assist police or other governmental agency	1	0.51%
553 - Public service	1	0.51%
561 - Unauthorized burning	1	0.51%
600 - Good intent call, other	1	0.51%
611 - Dispatched & cancelled en route	8	4.06%
631 - Authorized controlled burning	4	2.03%
651 - Smoke scare, odor of smoke	1	0.51%
733 - Smoke detector activation due to malfunction	2	1.02%
735 - Alarm system sounded due to malfunction	2	1.02%
743 - Smoke detector activation, no fire - unintentional	3	1.52%
745 - Alarm system activation, no fire - unintentional	11	5.58%
TOTAL INCIDENTS:	197	100%



CITY OF CROSSVILLE

WATER LOSS

NOVEMBER REPORT

	Consumption	Water loss - flushing	Water loss - leaks	Water loss - fire fighting	Total Internal Use	Unaccounted - for Water	Pumped Water	LOSS %
2024								
January	88,553,100	378,481	3,495,413	0	3,873,894	39,582,706	132,009,700	30%
February	105,450,600	509,475	141,116	720	651,311	3,165,589	109,267,500	3%
March	90,362,500	293,661	382,776	25,360	701,797	19,023,803	110,088,100	17%
April	89,912,900	23,866	2,199,219	1,800	2,224,885	19,623,215	111,761,000	18%
May	95,249,300	60,692	2,820,340	6,835	2,887,867	22,702,133	120,839,300	19%
June	98,602,900	123,767	2,447,742	30,475	2,601,984	25,893,816	127,098,700	20%
July	115,335,300	238,550	3,193,598	12,180	3,444,328	15,916,372	134,696,000	12%
August	123,053,100	723,971	3,740,784	18,490	4,483,245	5,883,055	133,419,400	4%
September	113,992,200	1,244,809	2,244,280	7,735	3,496,824	3,370,977	120,860,000	3%
October	106,415,200	219,050	4,478,022	8,448	4,705,520	8,171,380	119,292,100	7%
November	100,404,600	98,871	1,509,121	3,539	1,611,531	3,160,369	105,176,500	3%
December	96,556,900	32,406	2,061,039	1,800	2,095,245	17,409,855	116,062,000	15%
2025								
January	94,545,900	346,675	2,190,268	5,825	2,542,768	25,624,232	122,712,900	21%
February	105,136,000	67,747	689,662	3,900	761,309	757,091	106,654,400	1%
March	93,026,100	310,111	4,321,812	9,840	4,641,763	9,698,437	107,366,300	9%
April	91,599,900	267,289	1,432,904	33,420	1,733,613	10,656,487	103,990,000	10%
May	96,969,500	1,298,333	1,017,709	11,915	2,327,957	14,499,643	113,797,100	13%
June	102,665,700	201,256	1,231,246	24,188	1,456,690	17,444,610	121,567,000	14%
July	105,261,000	165,528	3,107,535	44,755	3,317,818	23,579,182	132,158,000	18%
August	112,701,500	198,478	2,034,632	40,225	2,273,335	10,847,165	125,822,000	9%
September	106,954,400	862,124	2,711,100	805	3,574,029	8,624,671	119,153,100	7%
October	99,261,700	122,541	1,000,604	7,002	1,130,147	22,540,553	122,932,400	18%
November	98,924,500	74,878	2,090,374	11,575	2,176,827	16,110,073	117,211,400	14%
December								
TOTAL:								
6 mos	625,768,800	1,624,805	12,175,491	128,550	13,928,846	99,146,254	738,843,900	13%
12 mos	1,203,603,100	3,947,366	23,888,885	195,250	28,031,501	177,791,999	1,409,426,600	13%



CITY OF CROSSVILLE

STREET DEPARTMENT

NOVEMBER REPORT

Street Department Work Orders:

- Sweeper Truck
 - 96 locations
- Brush Removal
 - 7 Loads, 20 locations.
- Leaf Removal – 300 locations, 102 loads of leaves
- Culvert Install (New Residence) – 118 Stone Drive
- Install/Replace two culverts on Stoneview Drive
- Concrete pour – Sidewalk Pour for the new Fire Station #2, Depot, and French's Boot Store
- Reshape Shoulder & Ditch on Northside Drive
- Clean catch basins
 - Webb Avenue, Cleveland Street, Dayton Avenue, E. Adams Street, Thurman Avenue, Division Street, Stanley Street and My Yamaha Drive
- Deer removal
 - Hwy 70 and Lantana Road
- Paved the Depot parking lot and the Meadow Park Campground
- Painted parking spots at the Depot
- Salt bridges and treacherous areas

Sign and Electrical Maintenance Work Orders:

- Preventative maintenance of traffic signals
 - #6 127 @ Genesis Road, #33 West Avenue @ Fourth Street, #32 West Avenue @ Miller Avenue, #35 West Avenue @ Old Lantana Road, #16 127 @ I-40 WB, #15 127 @ I-40 EB, #4 127 @ E. First Street – Repair PED Pole, #29 West @ Elmore Road, and #9 127 @ Elmore Road
- Electrical Maintenance/Repairs on Street Lights
 - Repair street light pole on 127 North
- School Light Maintenance – Rebuild school lights by Stone Memorial High School
- Misc. work with bucket truck – Remove Fall decorations. Put up Christmas lights and banners
- Sign repair/Maintenance and Fabricating letters
 - Repair sign behind TCAT
 - Repair Stop sign at Cook Road/Wayne Avenue
 - Replace Stop sign at Dooley Street/Dooley Court
 - Replace Stop sign at Cook Road/E. First Street

Miscellaneous:

- Road closures:
 - Veteran's Day Parade
- Beeper Call-out:
 - Stanley Street & Miller Avenue – Red light on flash
 - Peterbilt Lane – Put Stop sign back up



CITY OF CROSSVILLE

MAINTENANCE DEPARTMENT

NOVEMBER REPORT

GENERAL MAINTENANCE WORK ORDERS

COMPLETED: 68

SPECIAL PROJECTS/WORK ORDERS:

- Remodel the kitchen at the Maintenance Shop
- Bush hog the dam at Tansi
- Replace the cat walk at the sewer plant
- Replace the windsock at the Airport

SERVICE TRUCK CALLS: 31

VEHICLE/EQUIPMENT SERVICES AND REPAIRS:

- | | |
|--|--|
| <ul style="list-style-type: none"> • CODES <ul style="list-style-type: none"> ◦ NONE • AIRPORT <ul style="list-style-type: none"> ◦ NONE • CATOOSA <ul style="list-style-type: none"> ◦ Unit 1204 – Service. ◦ Unit 1207 – Service and rotate tires. • FIRE <ul style="list-style-type: none"> ◦ Squad 1 – Install battery maintainer. Replace both batteries. • MAINTENANCE <ul style="list-style-type: none"> ◦ Unit 299 – Installed snow plow and mounts. • WATER TRANSMISSION/SEWER <ul style="list-style-type: none"> ◦ Unit 411 – Remove and replace DEF sending unit. ◦ Unit 425 – Service and rotate tires. • STREET <ul style="list-style-type: none"> ◦ Unit 639 – Repair exhaust, repair air tank bracket and replace fuel tank. ◦ Unit 609 – Remove and replace all rubber on the sweeper head. Winterize water system. • POLICE <ul style="list-style-type: none"> ◦ Unit 13 – Removed Amazon lights. Installed Whelen lights, siren, and control box. ◦ Unit 32 – Service and rotate tires. ◦ Unit 01 – Service. ◦ Unit 17 – Replace radiator. ◦ Unit 03 – Service and rotate tires. ◦ Unit 16 – Replace fuel pump driver module. ◦ Unit 21 – Service, rotate tires and new battery. ◦ Unit 12 – New battery. ◦ Unit 18 – Replace starter. ◦ Unit 4 – Service and rotate tires. ◦ Unit 77 – Replace Bank 1 sensor, O₂ sensor. ◦ Unit 7 – Service, rotate tires, replace cabin filter, replace battery. ◦ Unit 45 – Service. New tires. ◦ Unit 34 – Driver side wheel hub assembly. New tires. Sway bar links. | <ul style="list-style-type: none"> • PARKS & RECREATION <ul style="list-style-type: none"> ◦ NONE • WATER TREATMENT <ul style="list-style-type: none"> ◦ Unit 905 – Service, rotate tires and patch a tire. • IT DEPARTMENT <ul style="list-style-type: none"> ◦ NONE • EMERGENCY MANAGEMENT <ul style="list-style-type: none"> ◦ NONE • ENGINEERING <ul style="list-style-type: none"> ◦ Unit 305 – Service, rotate tires, replace engine air filter, replace windshield wipers. • CEMETERY <ul style="list-style-type: none"> ◦ NONE • STORM WATER <ul style="list-style-type: none"> ◦ NONE • VEOLIA <ul style="list-style-type: none"> ◦ NONE • CENTRAL STAFF <ul style="list-style-type: none"> ◦ NONE |
|--|--|



CITY OF CROSSVILLE WATER TREATMENT PLANT NOVEMBER REPORT

Holiday Hills

General Maintenance:

- Changed monthly water filters for machines
- Serviced Dehumidifiers
- Serviced odd number motors and pumps
- Changed caustic tubes in pumps
- Changed poly tubes in pumps
- Put gravel around new building
- Replaced phosphate pump
- Dirt work around new pad
- Turned off vents and heaters on
- Fixed drain on mini split in finished house
- Worked on #2 soft start in finished pump house

Unexpected Repairs:

- Miox machine
- Chemical Pump
- Drian on Mini split

Continuing Projects:

- Pump changeouts and plumbing for pre and post miox
- New plumbing and chemical drops in the finished water line in basement

Meadow Park Lake

General Maintenance:

- Changed monthly water filters for machines
- Serviced Dehumidifiers
- Serviced odd number motors and pumps
- Changed caustic tubes in pumps
- Turned on heaters and vents off
- Cleaned out all venturi ports
- Replaced thermostat on filter room heater
- Cleaned ports for ROF and LOH meters
- Put new signs up on fence and programmed new keypad
- Spread load of gravel
- Replaced pre miox valve in raw pit
- Replumbed the pre miox out
- Repaired main miox feed line
- Fixed main valve on pre miox pump

Unexpected Repairs:

- Valve on pre miox pump
- Feed line from miox tanks

Continuing Projects:

- New bicarb stands for raw pumphouse



CITY OF CROSSVILLE

UTILITY MAINTENANCE

NOVEMBER REPORT

14

MONTHLY REPORT 2025

CITY OF CROSSVILLE

Key Metrics:

- Locations: 211
- Backflows Tested: 30
- Grinder Pumps Sold: 3
- Preliminary Inspections: 7
- Final Inspections: 6
- Replacement Pumps: 0
- Grinder Pump Repairs: 23
- Total Water Loss: 155,063 gallons

Meter Services:

- Turn-Ons: 27
- Turn-Offs: 26
- Occupant Changes: 67
- Reinstates: 25
- Checks, Replacement, Repair: 19

Repairs and Installations:

- Water Taps: 1
- Main Line Leaks: 3
- Service Repairs: 2
- Sewer Taps: 0
- Sewer Line Repairs: 6
- Graves: 5

Pipe Installed:

- 81' of 3/4" copper
- 10' of 1" copper
- 0' of 2" copper
- 5' of 6" PVC
- 0' of 12" PVC
- 10' 2" PVC
- 6' of 4" PVC
- 0' of 3/4" PVC
- 0' of 1" PVC
- 0' of 4" HDPE
- 240' of 2" HDPE
- 0' of 6" HDPE
- 0' of 10" PVC
- 270' of 8" PVC

Monthly Summary of Activities:

- Replaced approx. 42 ¾ water meters due to meter or AMR malfunctioning
- Meters were read, service orders completed, and customer complaints addressed
- 30 backflow devices were tested
- Sewer and water leaks were fixed
- Water and sewer taps were made
- Hydrant testing has finished and maintenance started
- Started Water and Sewer Line extensions on Northside Drive

Water Leaks Repaired:

- 182 Dewey Drive
- 136 Lee Drive
- 44 Hayes Street
- 687 Waterview Drive
- 191 Crabapple Lane

Water Taps:

- 234 Hinch Mountain View Road L12

Sewer Taps:

- NONE

Sewer Line Repairs

- East First Street
- 1700 East First Street
- 35 Satsuma Drive
- 591 Spruce Loop
- 237 Satsuma Drive
- 517 Village Way

Grinder Pump Finals

- 298 Old Mail Road
- 300 Old Mail Road
- 69 Jesse Loop
- 79 Jesse Loop
- 97 Jesse Loop
- 332 Stoneview Drive

Grave Services:

- Eugene Wegman Jr.
- Marion Fray Jr.
- Donna Woods
- Mary Lou Houston
- Arthur Virgil Tollett Jr.

Next Month's Forecast:

- Replace AMR Meters and ERTs as needed
- Do water & sewer taps and graves
- Repair Grinder pumps and cleanings and maint. checks
- Test Back flows
- Hydrant Testing / Maintenance
- Finish water and sewer line ext. on Northside Drive
- Start sewer line ext. on Palmeto Drive



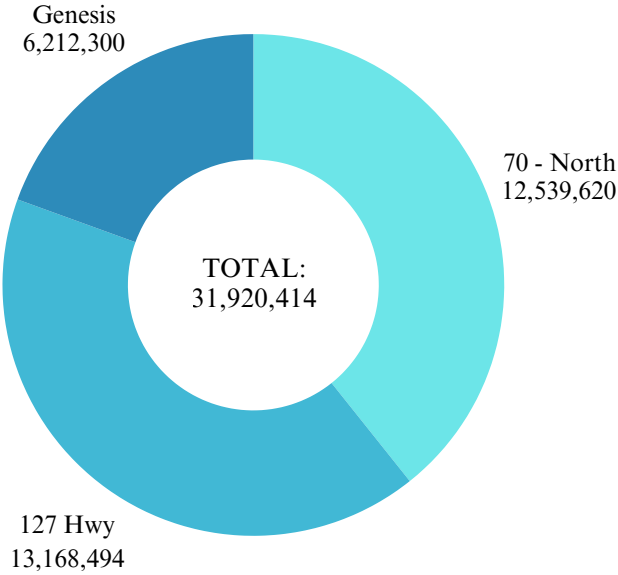
CITY OF CROSSVILLE

CATOOSA

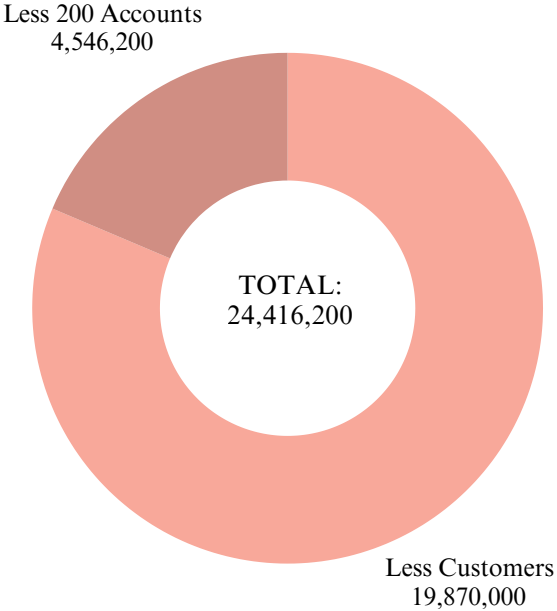
WATER LOSS

NOVEMBER REPORT

WATER
PURCHASED



WATER
SOLD



Master Pumps	Water Purchased		Water Sold
70 - North	12,539,620	Master Pumps Total	31,920,414
127 Hwy	13,168,494	Less Customers	19,870,000
Genesis	6,212,300	Less 200 Accounts	4,546,200
62 HWY	0		-7,504,214
		Percent of Loss	24%
TOTAL	31,920,414		
		Fire Department	
		Tank Cleaning and Filling	
		Metered Filling	
		Metered Flushing	21,189
		Unmetered Flushing	5,600
		Unmetered Leak	1,983,400
		Bill Adjustments	
		Metered Leaks	
		Bulk Sales	
		TOTAL	-5,494,025
		TOTAL Percent of Loss	17%



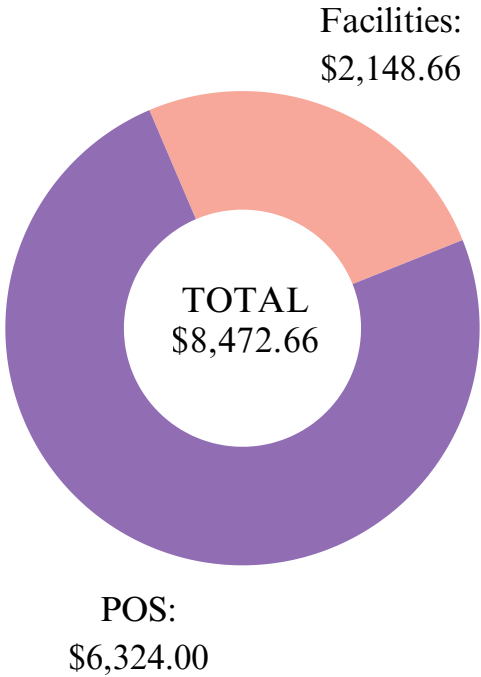
CITY OF CROSSVILLE

LEISURE SERVICES - PARKS

NOVEMBER REPORT

RECEIVABLES TOTAL BY CATEGORY

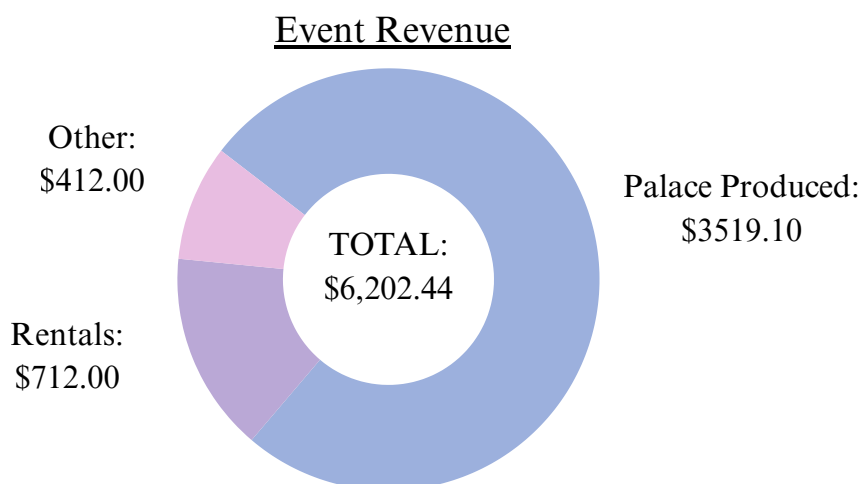
Facilities			
Centennial Park Shelter 2	\$0.00	0	
Centennial Park Shelter 3	\$0.00	0	
Crossville Depot Meeting Room	\$1,614.60	12	
Meadow Park Lake Shelter 1	\$0.00	0	
Meadow Park Lake Shelter 2 (Next to Playground)	\$0.00	0	
Pickleball Court 1	\$4.14	2	
Pickleball Court 2	\$8.28	3	
Pickleball Court 3	\$8.28	3	
Pickleball court 4	\$8.28	3	
Pickleball Court 5	\$22.77	9	
Pickleball Court 6	\$18.63	7	
Pickleball Court 7	\$14.49	5	
Pickleball Court 8	\$35.19	10	
Turner Field 1	\$414.00	1	
TOTAL	\$2,148.66	55	
POS			
Palace	\$6,324.00	475	
TOTAL	\$6,324.00	475	
Vendor			
Oakie Dokie's	\$0.00	0	
MPL			
Ramp		41	
Camp		4	
Boat Rental		0	



CITY OF CROSSVILLE

LEISURE SERVICES - PALACE THEATRE

NOVEMBER REPORT



PALACE-PRODUCED EVENTS	Event Date	Artist Fee	# Tickets	Ticket Revenue	ACTUAL Ticket	Concessions Revenue	Light/Sound Tech	NET P/L
Thomas Pandolfi	November 7	-\$2,000.00	131	\$2,186.00	\$2,065.28	\$181.00	-\$200.00	\$46.28
Thompson Square	November 13	-\$5,000.00	141	\$3,836.00	\$3,618.44	\$191.00	-\$200.00	-\$1,390.56
Wickid Garden: Stone Temple Pilots Tribute*	November 15	-\$1,450.40	112	\$2,480.00	\$2,437.92	\$245.00	-\$325.00	\$907.52
MOVIE: A Christmas Story	November 19	-\$205.00	40	\$200.00	\$200.00	\$123.00		\$118.00
MOVIE: The Grinch	November 20	-\$205.00	99	\$495.00	\$495.00	\$430.00		\$720.00
MOVIE: Polar Express	November 21	-\$205.00	121	\$605.00	\$605.00	\$468.00		\$868.00
The 77 Experience*	November 22	-\$5,690.70	304	\$8,400.00	\$7,106.56	\$439.00	-\$400.00	\$1,454.86
MOVIE: Jingle All The Way	November 26	-\$205.00	60	\$300.00	\$300.00	\$201.00		\$296.00
MOVIE: It's A Wonderful Life	November 29	-\$205.00	87	\$435.00	\$435.00	\$269.00		\$499.00
TOTALS:		-\$15,166.10	1095	\$18,937.00	\$17,263.20	\$2,547.00	-\$1,125.00	\$3,519.10
* = Ticket splits								
RENTALS	EVENT DATE	RENT	# Tickets	Ticket Revenue	OUR FEES	Concessions Revenue	Sound Tech	NET P/L
TN Folklore Society Annual Gathering	November 1	\$350.00					-\$125.00	\$225.00
Smartbank Employee Appreciation	November 4	\$225.00			-\$205.00	\$225.00		\$245.00
Crossville Rotary Club Movie	November 8	\$225.00	55	-\$275.00	-\$205.00	\$222.00		\$242.00
TOTALS:		\$800.00	55	-\$275.00	-\$410.00	\$447.00	-\$125.00	\$712.00
OTHER	EVENT DATE	RENT/License	# Tickets	Ticket Revenue	NET TICKET REVENUE	Concessions Revenue	Sound Tech	NET P/L
Homeschool Cooperative	November 6	-\$205.00	12			\$74.00		-\$131.00
Cumberland Fellowship group	November 18	-\$205.00	146			\$751.00		\$546.00
Homestead Elementary	November 25	-\$205.00	70			\$360.00		\$155.00
Open Mic Night	November 25		45			\$42.00	-\$200.00	-\$158.00
TOTALS:		-\$615.00	273			\$1,227.00	-\$200.00	\$412.00
TOTAL November: 16 Events		-\$14,981.10	1,423	\$18,662.00	\$16,853.20	\$4,221.00	-\$1,450.00	\$4,643.10



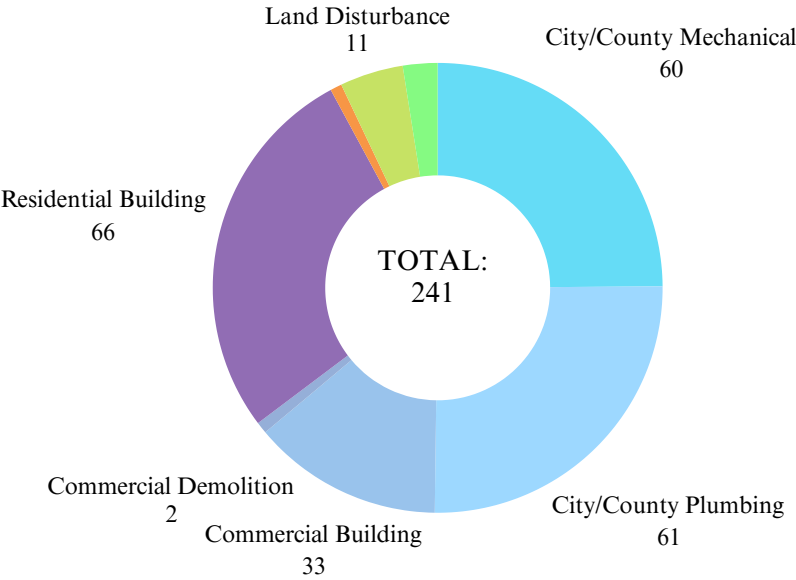
CITY OF CROSSVILLE
LEISURE SERVICES - TOURNAMENTS
NOVEMBER REPORT

No events were held during this reporting period due to the seasonal nature of the activities.

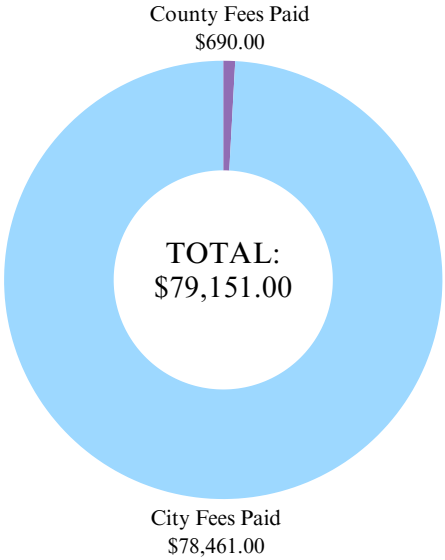


CITY OF CROSSVILLE
CODES DEPARTMENT
NOVEMBER REPORT

PERMITS
ISSUED



FEES
PAID



	City & County Mechanical	City & County Plumbing	City Commercial Building	City Commercial Demolition	City Residential Building	City Residential Demolition	Land Disturbance Permits	Sign	Total Permits	County Fees Paid	City Fees Paid	Total Fees Paid
July 2025	9	7	6	0	5	0	1	0	28	\$135.00	\$6,971.00	\$7,106.00
August 2025	14	16	4	0	15	1	3	1	54	\$120.00	\$13,731.00	\$13,851.00
September 2025	10	4	5	0	4	0	1	1	25	\$390.00	\$7,734.00	\$8,124.00
October 2025	7	27	10	1	32	0	1	2	80	\$0.00	\$39,028.00	\$39,028.00
November 2025	17	6	8	1	9	1	5	1	48	\$45.00	\$9,864.00	\$9,909.00
December 2025	3	1	0	0	1	0	0	1	6	\$0.00	\$1,133.00	\$1,133.00
Total	60	61	33	2	66	2	11	6	241	\$690.00	\$78,461.00	\$79,151.00



CITY OF CROSSVILLE
ENGINEERING DEPARTMENT
NOVEMBER REPORT

Project	Current Status	Dates
TDOT 127 North Utility Relocation Section 1	All of the City's utilities are complete and functioning. A final punch list will be created after more of the road construction has been completed.	Completion Date Fall 2026
TDOT 127 North Utility Relocation Section 4 (Fentress Cumberland County Line)	The portion of this project that is the City's water utility relocation is complete and a final punch list will be created after the road work is completed.	Target Completion Date August 31, 2026
TDOT 127 North Utility Relocation Section 2	This project is tentatively scheduled to be bid June 2026. All easements have been acquired.	Bid Date June 2026
TDOT 127 North Utility Relocation Section 3	This project is tentatively scheduled to be bid June 2026. All easements have been acquired.	Bid Date June 2026
Northwest Connector Phase 3	The utilities for this project are complete. The Contractor is completing TDOT punch list items. The City has created a punch list of items pertaining to the sidewalk and traffic signals.	Total Completion Date July 21, 2023 Finish from Genesis To Stout May 31, 2022
Northwest Connector Phase 2	All acquisition has been completed by the City. TDOT has certified the ROW and we are now waiting for TDOT to program the construction in the TDOT budget. This project is not in TDOT's three year plan. The project has been entered into a application of the Statewide Partnership Program.	
Interstate Drive Extension East of Genesis Road	The ROW plans have been reviewed by TDOT and the Engineer has updated the plans and the acquisition has started.	
Downtown Sidewalks	The construction of this project is complete. We are in the process of closing the grant.	Completion Date May 1st 2025
Old Lantana Road, County Seat and Southbend Waterline Replacement	The City has reviewed the plans and the Engineer is revising the plans. A construction start date will be established once the easements are acquired.	
Fourth Street and West Avenue Traffic Signal Replacement	The ROW plans have been approved by TDOT and the design certification has been returned to TDOT. The City should have enough STP funds to bid this project next year.	
Meadow Park Water Filtration Plant Sewer Project	The Engineer has created the exhibits for the easements. The City is in the process of acquiring the easements.	Schedule will be forthcoming
Raw Water Study (Meadow Park Lake Expansion)	The City received six proposals for a full-delivery mitigation contractor. The consultant has reviewed the proposals and one firm has been asked to clarify part of the information submitted in their proposal.	
Underwood Street Sidewalk	Acquisition documents will be turned over to the City Attorney so that City Staff can negotiate the acquisitions.	
TDOT SR 24 Highway 70 North Bridge Replacement Utility Relocation	The contractor closed the road last month and has started clearing the vegetation. The Contractor installing the master meter has made the taps and set the pit. The new master meter should be operational by mid January.	Bid Letting Winter of 2025
Little Obed Pedestrian Bridge and Greenway	The bridge has been ordered and the City is acquiring easements. Only one easement is remaining and should be received in the next few weeks. The permit applications have been submitted to TDEC and this project should be advertised for bids by the end of the month.	
Truck Route	We received 641 responses from the survey. The Engineers have started to process the survey data. The next step will be to notify the local trucking companies and get feedback from them.	
Creston Road ARPA Waterline Project	The Contractor has completed all of the line installation and all water lines are in service. The Contractor lacks very little clean up for project completion.	
Peavine Sewer Expansion	The Contractor is progressing at a pace that will complete the project on schedule. Approximately 3000 feet of six inch line has been installed.	Start date September 29, 2025
Genesis Road and 127 Sewer Expansion	The City is waiting on the signed contracts. The Contractor plans on starting at the first of the year. A pre-construction meeting is scheduled this month.	
New Fire Station 2	The Contractor's current schedule shows completion by the end of January. The fire station will probably open without the top coat of asphalt, which will be installed in early spring. The base stone for the parking areas has been installed and the binder will be installed as soon as the weather permits. The drywall is currently being primed. The contractor is removing some of the drywall to verify that that there aren't any leaks. The vehicle exhaust system has been installed.	
Indian Woods Village Sewer Water Filtration Plant Upgrade	The fees have been paid and we are waiting on plan submission. The switch gear for the pump building has been delivered and the contractor will work the installation into their schedule. It was expected to be delivered May of 2026. All other work has been completed.	
First and Fourth Street Traffic Signal Replacement	The Engineer has provided the City with options on pole locations and has incorporated conduits under Main Street in the current project. The Engineer has coordinated the moving of the overhead lines to accommodate the traffic signal poles.	
Water Filtration SCADA	The SCADA system is functioning at both plants. The Contractor is working a few bugs out of the system.	
Miller Avenue Pump Station (Crab Orchard UD)	The Contractor has started the excavation work and cleared the site. The foundations will be started this month.	
Miller Avenue Water Line (Crab Orchard UD)	The Contractor has mobilized and has installed about 5% of the line.	
Sparta Drive Water Line Replacement	Staff has reviewed the plans and we are making adjustments and will soon be acquiring easements.	
Livingston Road Realignment	All title work for the right of way is finished. The plan for the road on the church side has been changed from a ditch to curb and gutter.	
Interchange Drive Spec Building	The Contractor has completed about 30% of the footings and has completed about 60% of the excavation.	
Woodmere Tank Valve Pit Replacement	This project is out for bid.	
Gateway Signs	The plans have been submitted to TDOT for approval.	
Water and Sewer Asset Management Plan	The City has met with a consultant to develop a framework for a request for proposals to complete the plan.	
Catoosa Office	The contract is in the process of being executed.	
Genesis Tank Painting	The City has received a draft set of specifications.	
Genesis Pump Station Generator	The Generator will be delivered this month.	
Dunbar Sewer Study	All information required by the Engineer has been delivered and he is working on the calculations.	
Centennial Park Playground	The Engineering Department has finalized the site survey and turned it over to the contracted engineer.	
Private Developments		
The Gardens Phase 8 Plat 3	The City is holding a financial guarantee for a temporary Cul-de-sac or the next phase to start.	
The Gardens Phase 8 Plat 4A	The City is holding a financial guarantee for a temporary Cul-de-sac or the next phase to start.	
Sky View Meadow Subdivision Phase 2 & 3	This development is complete and will be removed from this report.	
The Grove	The City is holding a financial guarantee for a temporary Cul-de-sac or the next phase to start.	
Homestead Junction	The City is holding a financial guarantee for road construction that has not started.	



CITY OF CROSSVILLE

AIRPORT FBO

NOVEMBER REPORT

Airport Traffic Summary

Total Aircraft Movements (Takeoffs and landings combined):

- November 2025: 718
- November 2024: ?

Fuel Flow

- November 2025: Total gallons: 8,313.27 gal
 - Jet A: 6,736.00 gal | 100LL: 1,577.27 gal
- November 2024: Total gallons: 6,689.44 gal
 - Jet A: 4,628.50 gal | 100LL: 2,060.94 gal

Operational Highlights & Notes

So we have still surpassed last November's fuel sales this year by a little over 1,600 gallons which is always a good thing. We continue to see growth in those numbers month after month and hope it stays that way. The traffic count is off this month because this was about the time we had a switch over to 1200Aero, so the numbers are not showing up correctly.



CITY OF CROSSVILLE

FINANCE - BONDS

NOVEMBER REPORT

6 Months interest in
November and May
Principal payment in May

				PAY OUT	INT RATE	6/30/2025 LOAN BALANCE	Due May PRINCIPLE PAYMENT	INTEREST PAYMENT	6/30/2026 LOAN BALANCE
General Fund									
	2020 Series A1								
	Bonds	2021	2037	4.00%	\$ 3,725,000	\$ 65,000	\$ 80,050	\$ 3,660,000	
	2020 Series B								
	Bonds	2021	2028	4.27%	\$ 840,000	\$ 275,000	\$ 12,584	\$ 565,000	
	2020 Series A2								
	Bonds	2021	2037	3.00%	\$ 915,000	\$ 70,000	\$ 18,300	\$ 845,000	
					\$ -	\$ -	\$ -	\$ -	
					\$ 5,480,000	\$ 410,000	\$ 110,934	\$ 5,070,000	
Water & Sewer Fund									
	2020 Series C								
	Bonds	0.80534	2050	4.00%	\$ 27,605,000	\$ 630,000	\$ 611,766	\$ 26,975,000	
	Catoosa's Share	0.19466			\$ 5,368,740	\$ 122,636	\$ 119,086	\$ 5,246,104	
					\$ 22,236,260	\$ 507,364	\$ 492,680	\$ 21,728,896	
	2020 Sries D Bonds		2027	4.19%	\$ 410,000	\$ 205,000	\$ 5,776	\$ 205,000	
					\$ 22,646,260	\$ 712,364	\$ 498,456	\$ 21,933,896	
Catoosa									
	2020 Series C								
	Bonds		2050	4.00%	\$ 5,368,740	\$ 122,636	\$ 119,086	\$ 5,246,104	
5/20/2021	RUD Plateau tank	40 yrs	2021	2061	1.75	\$ 840,975	\$ 16,670	\$ 114,302	\$ 824,305
4/11/2022	RUD Plateau tank	40	2061	1.5	\$ 295,900	\$ 5,986	\$ 4,310	\$ 289,914	
					\$ 6,209,715	\$ 139,306	\$ 233,388	\$ 6,070,409	
TOTALS (WATER & SEWER FUND)						\$ 28,855,975	\$ 851,670	\$ 731,844	\$ 28,004,305
TOTAL ALL FUNDS						\$ 34,335,975	\$ 1,261,670	\$ 842,778	\$ 33,074,305



CITY OF CROSSVILLE

FINANCE - GRANTS

NOVEMBER REPORT

Grant Agency	Project	Amount			Money Spent	Money Received	To Be Received
		Grant	Local	Total			
AWARDED:							
TDOT-TAP	Downtown Sidewalks/Lights	\$ 2,393,388.00	\$ 757,508.00	\$ 3,150,896.00	\$ 3,833,252.93	\$ 1,568,927.62	\$ 1,013,217.03
TDOT-Aeronautics	Terminal Renovations	\$ 1,062,293.00	\$ 49,723.00	\$ 1,112,016.00	\$ 1,140,985.88	\$ 1,051,441.71	
TDOT-Aeronautics	Airport Maintenance 25-26	\$ 20,000.00	\$ -	\$ 20,000.00			
TNECD	Spec Building FY24-25	\$ 4,523,950.00	\$ 238,104.00	\$ 4,762,054.00	\$ 288,368.68	\$ 271,261.44	
ARPA	Multiple	\$ 3,549,752.35	\$ 354,975.24	\$ 3,904,727.59	\$ 7,873,098.26	\$ 2,541,582.40	\$ -
TDEC ARPA	Crab Orchard Utility District	\$ 8,170,000.00	\$ 430,000.00	\$ 8,600,000.00	\$ 521,608.11	\$ 114,838.99	
SWIG Asset Mgt	Asset Management	\$ 500,000.00		\$ 500,000.00			
LPRF	Inclusive Playground	\$ 359,000.00	\$ 459,000.00	\$ 818,000.00			
Tourism Enhancement	Enhance Tourism Assets	\$ 60,000.00	\$ 6,666.67	\$ 66,666.67			
Alcohol Enforcement	Highway Safety	\$ 40,000.00		\$ 40,000.00			
CDBG RHP	Acquisition of Housing	\$ 750,000.00		\$ 750,000.00			
ABC Grant	Downtown Statue	\$ 1,650.00		\$ 1,650.00			
SRO Grant	Reimburse SRO Expenses	\$ 300,000.00		\$ 300,000.00		\$ 300,000.00	
ThreeStar Grant	Greenway Project	\$ 50,000.00	\$ 50,000.00	\$ 100,000.00	\$ 152,980.85	\$ 61,700.00	
Urban Forestry Grant		\$ 150,000.00		\$ 150,000.00			
TOTALS		\$ 21,930,033.35	\$ 2,345,976.91	\$ 24,276,010.26	\$ 13,810,294.71	\$ 5,909,752.16	\$ 1,013,217.03



CITY OF CROSSVILLE
FINANCE
BIDS UNDER BUDGET
NOVEMBER REPORT

Bid Name

Opening Date

CRO #1671 Water Treatment Plant Building Construction

07/22/2025 2:00 pm

CRO #1672 Water Treatment Plant Fencing and Gate

07/22/2025 2:00 pm

CRO #1676 Centennial Park Pickle Ball Court Lighting

09/23/2025 2:00 pm

CRO #1677 Rugged Laptops

09/23/2025 2:00 pm

CRO #1678 Palace Theatre Auditorium Seating

10/21/2025 2:00 pm

CRO #1679 Palace Theatre Auditorium Flooring

10/21/2025 2:00 pm

