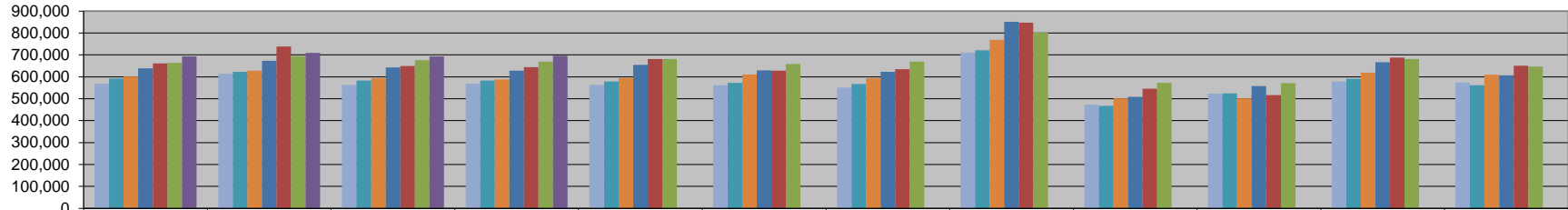
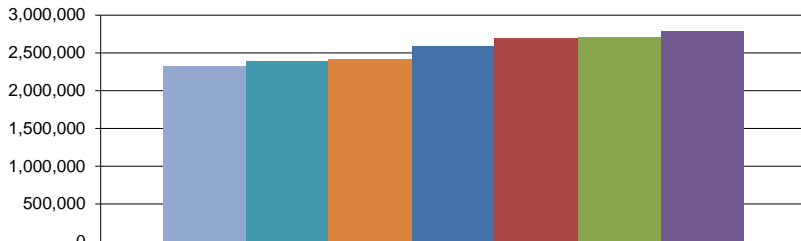


Sales Tax



	1	2	3	4	5	6	7	8	9	10	11	12
FY 12/13	568,911	613,425	563,223	567,870	563,266	562,049	550,910	710,120	472,502	523,568	579,342	574,079
FY 13/14	592,201	622,250	583,383	583,302	578,810	571,889	566,907	720,995	468,129	524,484	590,302	562,391
FY 14/15	601,996	627,721	593,548	587,893	595,353	610,479	594,131	768,882	502,422	502,612	618,980	609,073
FY 15/16	639,340	673,495	642,074	627,579	655,121	629,502	622,916	851,452	508,499	558,191	666,159	606,228
FY 16/17	661,460	738,232	648,935	643,501	680,608	627,480	634,569	846,643	545,448	516,060	687,242	650,129
FY 17/18	663,772	694,952	676,225	669,557	681,142	658,565	668,878	801,559	571,706	570,424	680,699	646,303
FY 18/19	692,809	709,042	692,879	695,206								

Sales Tax Revenue



	FY YTD
FY 12/13	2,313,429
FY 13/14	2,381,137
FY 14/15	2,411,158
FY 15/16	2,582,487
FY 16/17	2,692,127
FY 17/18	2,704,506
FY 18/19	2,789,936

***COLLECTIONS IN THE CITY OF CROSSVILLE**

State of TN Cost of Administration	1.125%	1,420,435.72
Net Collections (sent to trustee's office)		15,979.90
		1,404,455.82

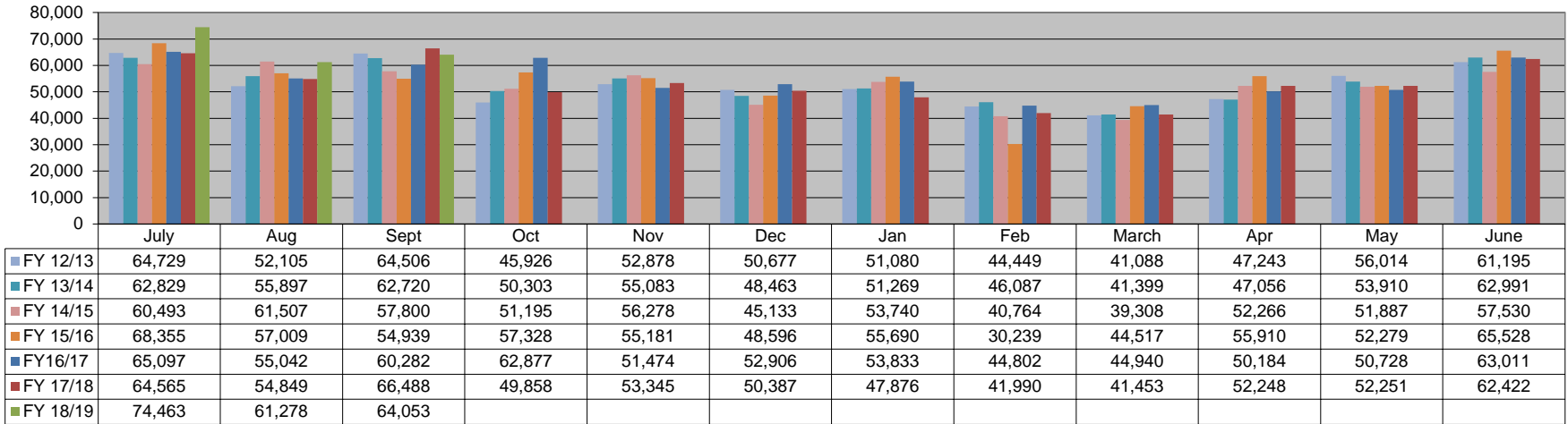
Trustee of Cumberland County	1%	14,044.56
Net To Be Distributed		1,390,411.26

CITY OF CROSSVILLE SPLIT

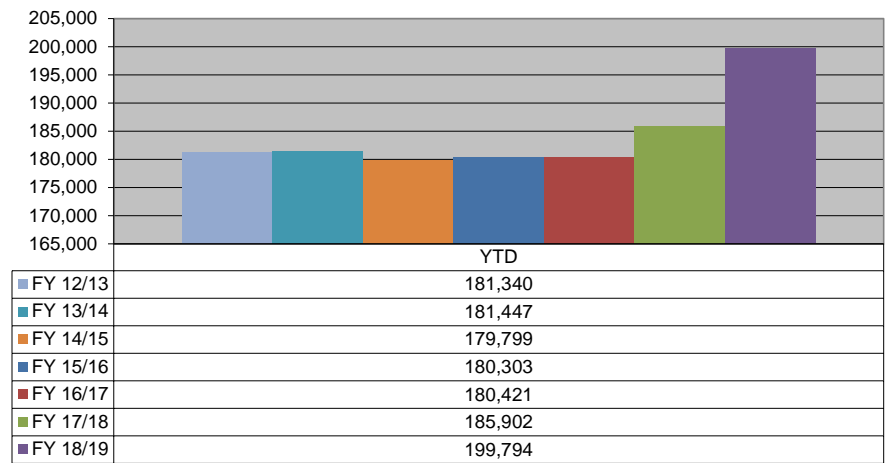
Check to City of Crossville	\$695,205.63
Check to Cumberland County Board of Education	\$695,205.63

*Totals reported in October, but actually collected in September

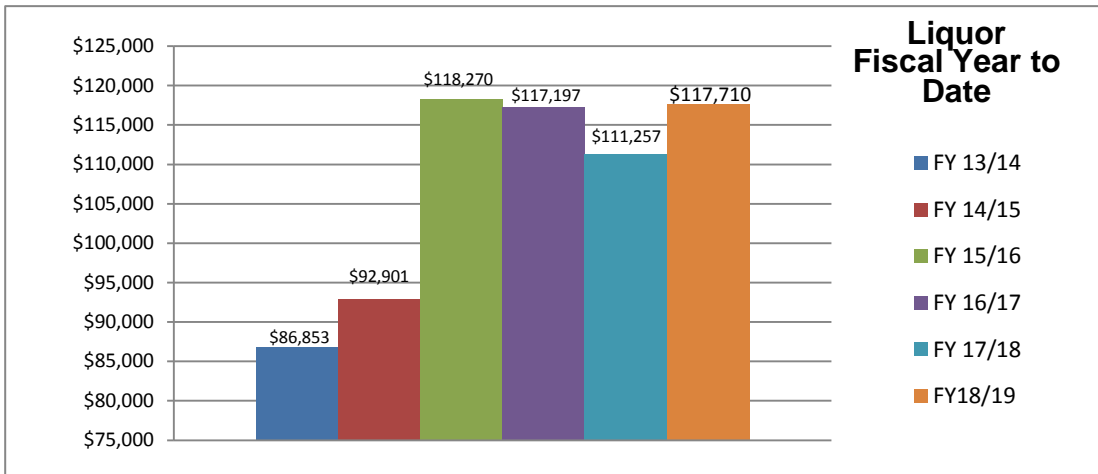
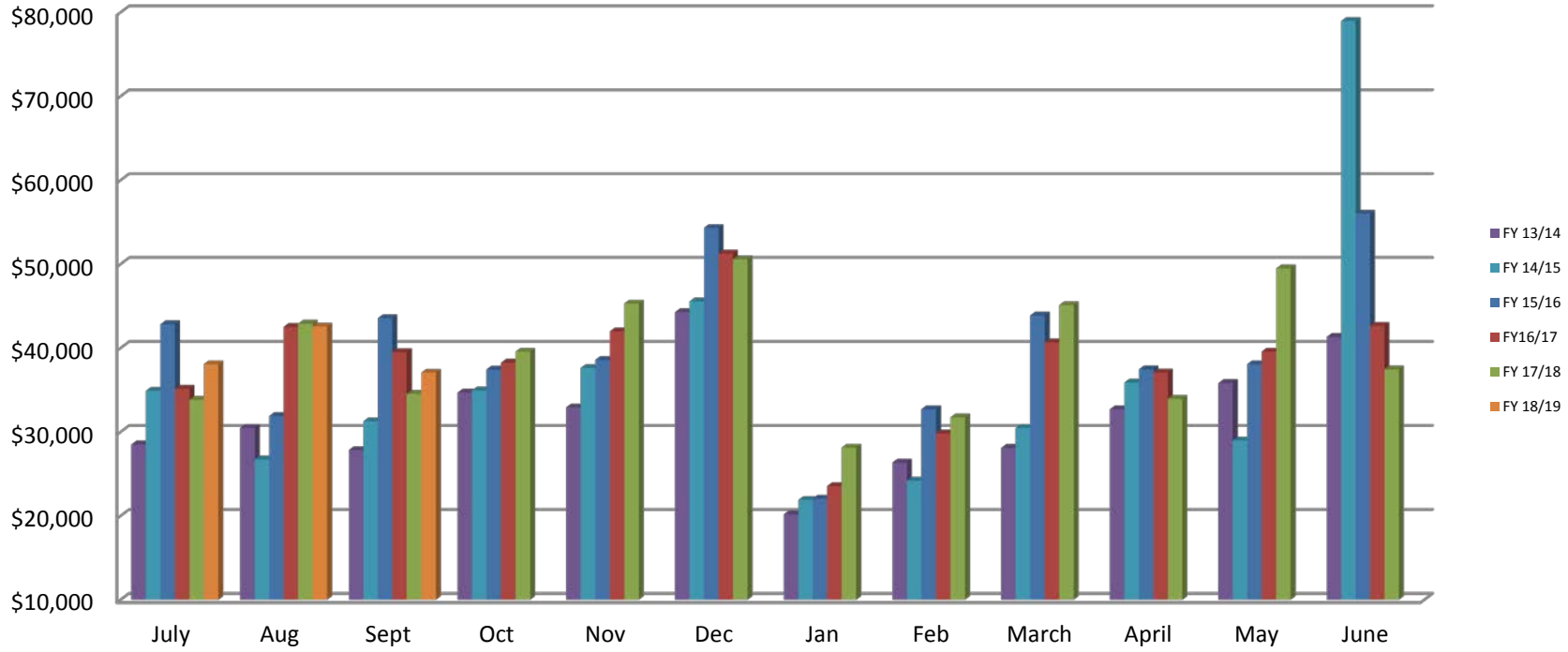
Wholesale Beer Tax



Wholesale Beer Tax Revenue



Liquor Income



Hotel Occupancy Tax

\$30,000
\$25,000
\$20,000
\$15,000
\$10,000
\$5,000

July Aug Sept Oct Nov Dec Jan Feb March April May June

\$17,000

\$14,432



CROSSVILLE POLICE Weekly Stats Report

October 2018					
	TOTAL		TOTAL		TOTAL
CITATIONS		OFFENSES		ARRESTS	
Ran Stop Sign	2	Burglary	14	Public Intoxication	17
Speeding	11	Vandalism	12	Disorderly Conduct	2
Seatbelt Violation	4	Shoplifting	11	Vandalism	3
No DL	3	Theft from Vehicle	10	DOR/DOS	23
Ran Traffic Light	4	Theft of Vehicle Parts	4	DUI	6
Failure to Yield	2	Theft from building	7	Viol. Implied Consent	3
Registration Violation	14	Theft All other	2	Drug Violation	15
Open Container	2	Verbal Domestic	1	Drug Equipment	7
Light Law Violation	8	Fraud	11	Weapons Law Violation	3
Insurance Violation	26	Forcible Fondling	2	Shoplifting	9
Improper Lane	2	Assault	2	Domestic Assault	5
		Recovery	3	Warrant	43
		Dog Bite	1	Embezzlement	1
		Vehicle Theft	6	Evading/Resisting Arrest	4
		Rape	1	Fraud	3
Speed Warning	1	TOTAL	87	Criminal Impersonation	7
TOTAL	79	WARNINGS	3	TOTAL	151
JUV CITATIONS		JUV ARRESTS		PARKING TICKETS	
Speeding	1	Assault	6	TOTAL	0
Ran Traffic Light	1	Tobacco Violation	1	ACCIDENTS	
Registration Violation	1	Runaway	1	With Injury	15
		Disorderly Conduct	1	Without Injury	31
				Minor accidents	79
TOTAL	3	TOTAL	9	TOTAL	125

- * Provided security, road closure and crowd control for Crossville Fly-In, Friday at the Crossroads, Scarecrow Festival and Car Show, Freedom Walk, Cruise In and DCI Boo Bash.
- * Det. Hammons, Sgt. Brink, Ptl. Stevens, Kristi Cook and Det. Wilson all attended training and remaining officers attended 8 hour night fire range course.
- * TAC Team had two training sessions.
- * Lt. Qualls conducted TIMS training for new officers.
- * October 27th we had a "Drug Take Back".

CROSSVILLE FIRE DEPARTMENT MONTHLY STATISTICS REPORTS

MONTHLY FIRE REPORT					RCS
RESPONSES		INSPECTIONS		Public Education	
Structure fires	0			Church Events	
Vehicle fires	1	Construction		Fire Lectures	
Vehicle accidents	16	Final		Department Tours	2
First Responder with transport by CCEMS	119	Complaints		School Events	9
First Responder without transport	44	Home safety		Static Displays	
Hazardous Conditions	2			Extinguisher training	
False calls	4			CPR Training	
Service calls	0				
Brush/trash fires	5				
Smoke scare	2	TOTAL	0		
Cooking Fire	1				
		Training			
		Specialized	1		
		Seminars			
		In-service			
TOTAL	198	TOTAL	1	TOTAL	11
Fire Loss dollar value				Burning Permits	178
Structure fire loss		Arson Management		issued	
Vehicle fire loss		Fire Investigations		OTHER ACTIVITY	
other fire loss		Explosives/bomb	1		
		Arsons/Suspicious			
		Arrests		TOTAL	3
OCT 3RD VETERANS HONOR AIR TO WELCOME VETRANS FLIGHT 27					
OCT 23 EMD CLASSES AT DISPATCH					
OCT 29 Fed X TRUCK ROLLED OVER HAULING HAZMAT MATERIAL					
OCT 30 OPEN HOUSE AT CROSSVILLE FIRE ST 1					
OCT 31 PHONEIX SCHOOL KIDS TRICK OR TREATING					
OCT 31 MAIN ST BOO FEST					
OCT 31 CUMBERLAND CO STATE PARK HALLOWEEN FIRE TRUCKS LOCATED AT BRIDGE					
** PUBLIC SAFETY TOUR AT ELEMENTARY SCHOOLS**					

	CONSUMPTION	Water loss - flushing	Water loss - leaks	Water loss-fire fighting	Total Internal Use	Unaccounted for water	PUMPED WATER	LOSS %
2017								
January	83,687,800	58,879	7,391,568		7,450,447	22,355,353	113,493,600	20%
February	83,480,000	105,600	4,323,834		4,429,434	9,052,566	96,962,000	9%
March	79,536,700	1,351,950	1,371,660	100,000	2,823,610	23,253,990	105,614,300	22%
April	76,775,800	26,783	1,345,596		1,372,379	25,715,821	103,864,000	25%
May	85,100,900	99,772	1,483,561		1,583,333	27,138,067	113,822,300	24%
June	90,267,900	75,354	2,343,306		2,418,660	18,538,440	111,225,000	17%
July	91,853,400	228,601	2,744,082		2,972,683	22,784,217	117,610,300	19%
August	93,523,500	234,809	1,106,208		1,341,017	19,341,384	114,205,900	17%
September	94,805,400	350,039	1,232,926		1,582,965	9,649,635	106,038,000	9%
October	86,593,500	342,257	967,770		1,310,027	21,769,973	109,673,500	20%
November	90,371,300	241,890	1,700,320		1,942,210	12,341,490	104,655,000	12%
December	84,109,700	644,848	2,215,173		2,860,021	21,702,979	108,672,700	20%
TOTAL	1,040,105,900	3,760,781	28,226,005	100,000	32,086,786	233,643,915	1,305,836,600	18%
2018								
January	88,114,500	1,978,358	1,272,890	60,000	3,311,248	40,696,952	132,122,700	31%
February	92,164,600	5,904	3,749,588	65,000	3,820,492	9,054,908	105,040,000	9%
March	80,217,300	34,375	1,929,024	145,000	2,108,399	29,884,501	112,210,200	27%
April	80,489,000	86,729	1,233,996	2,000	1,322,425	26,231,575	108,043,000	24%
May	83,464,600	681,483	429,676		1,111,159	33,736,841	118,312,600	29%
June	93,994,400	152,880	2,693,928		2,846,808	16,951,792	113,793,000	15%
July	92,933,800	461,753	1,124,995		1,586,748	27,013,152	121,533,700	22%
August	94,724,300	47,115	11,949,329	2,000	11,998,444	23,857,600	118,581,900	20%
September	103,519,000	423,299	1,487,856	5,100	1,916,255	5,352,745	110,788,000	5%
October	87,432,600	541,673	2,244,551	2,600	2,788,824	23,625,476	113,846,900	21%
November								
December								
TOTAL								
6 mos	556,068,700	2,308,203	19,930,335	9,700	22,248,238	130,537,606	696,856,100	19%
12 mos	1,071,535,100	5,300,307	32,031,326	279,100	37,613,033	270,450,011	1,367,599,700	20%

2018-2019 Building Permits

	County	City-Res	City-Comm	City & County Plumbing	Land Disturbance Permits	City & County Mechanical	Sign	House Moving	County Comm	County Fees Paid	City Fees Paid
July	19	12	7	30	2	10			3	\$22,862.50	\$18,040.50
August	16	13	4	31	7	23			0	\$16,053.50	\$12,455.50
September	21	10	1	28	3	24			1	\$20,262.00	\$7,393.00
October	24	15	2	40	3	26			0	\$24,076.00	\$14,520.50
November											
December											
January											
February											
March											
April											
May											
June											
Total	80	50	14	129	15	83	0	0	4	\$83,254.00	\$52,409.50

Engineering Projects Report November 8, 2018

Project	Current Status	Dates
127 South Utility Relocation	(No Change)The TDOT bid letting has been placed on hold by the Commissioner of TDOT.	
Safe Routes to Schools Grant	(No Change) We are waiting on the Federal Highway Administration to approve the closing documents for the project. The Construction is complete but the grant is open until FHWA signs off on the completion.	Completion is Forthcoming
Northwest Connector Phase 3	(No Change)The Acquisitioner is acquiring property again. TDOT currently has the bid letting scheduled for 2025. We have been told that this is a parking date and the project will be moved into their 3 year budget once the ROW has been acquired.	Bid Letting 2025
Northwest Connector Phase 2	(No Change)TDOT is starting the environmental phase. The City has not been released for acquisition or draft utility relocation design. TDOT currently has the bid letting scheduled for 2025. We have been told that this is a parking date and the project will be moved into their 3 year budget once the ROW has been acquired. City Staff has requested that the City be turned loose on the acquisition.	Bid Letting 2025
Downtown Sidewalks	The City has been given the notice to proceed on the NEPA document.	Award Bid February 2020
Brookhaven Subdivision and Highland Lane Waterline Upgrade	The Engineers are updating the plans. This project will be bid in early spring.	Construction Start Spring of 2019
Old Lantana Road, County Seat and Southbend Waterline Replacement	(No Change) The plans have been reviewed and returned to the Engineer. Easements will be required as we move forward with this project. A construction start date will be established once the easements are acquired.	
Bridges for Trails at Meadow Park	Final plans have been delivered to the Street Department. Reinforcing steel will be ordered or bid during the next month.	
Quail Hollow Court	(No Change) TDOT has made the stand that the Exhibit "A" document for the airport must be updated before any property is sold. City Staff is working to acquire TDOT information for the pricing of the exhibit "A" from a registered surveyor.	
Site Development Grant	City staff is satisfied with progression of the project. A change order for a time extension is on this Council agenda.	Project Finished November 2018
2017 Water Treatment Plant Upgrades	All work has been completed and the contractor is working on the punch list items.	Construction Complete August 2018
Main Street and Lantana Traffic Signal Replacement	(No Change) Final plans have been submitted to TDOT for approval.	Bid Award October 2019
Fourth Street and West Avenue Traffic Signal Replacement	A design meeting was held with the Engineers and they will be contacting the overhead telecommunication companies for different alternatives of relocation. The design is progressing.	Bid Award September 2019
Airport Pavement Rehabilitating	The City is waiting on the bonding company.	Construction Complete Mid Winter 2018
2017 Sewer Rehab	The Contractor is about 90% complete and a change order for a change in scope is on the Council Agenda. This project is estimated to be \$50,000 under budget with the changes.	Construction Complete September 1, 2018
Meadow Park Water Filtration Plant Sewer Project	(No Change) City Staff is reviewing the plans. A decision on the funding source is required before moving forward with easement acquisition.	Schedule will be forthcoming
Raw Water Study	The Army CORP has provided documentation for the previous studies. City staff will be delivering mapping and survey information to the Engineer next week.	
2017 Wastewater Treatment Plant Improvements	All major work is complete and the Contractor is completing the painting as a final punch list item.	Construction Completion September 18
Garrison Park	The sewer service line and storm sewer has been installed. All playground equipment has been installed. The playground surface is the only item remaining in the playground contract. The splash pad contractor started construction this week and plans on completing the splash pad by the end of the month. All under slab plumbing has been installed in the building.	Schedule will be forthcoming
Landfill Testing	(No Change)The results from the June sampling event were at acceptable levels.	
Meadow Park Pavilion	The Engineering Department is finalizing the bid package.	
Airport Tree Removal	The aerial photography has been acquired and the Engineer is compiling the data.	
Private Developments		
The Gardens Phase 8 Subdivision Plat 1	(No Change) All utilities are installed and accepted. The road has not been constructed.	
Waverley Place and Tree House Plantations Subdivision	The Developer is looking at different development options. This development may change in type, shape and name. Water and sewer plans have been submitted to TDEC and the TDEC approval has expired.	
Panther Valley Subdivision	(No Change) All utilities are installed and accepted. Construction of the road has not been completed.	
Crossroad Village Subdivision Phase 3	The developer has started the installation of the water. No sewer is installed and the road is rough cut.	
Crossroad Village Subdivision Phase 4	All water line installation and road construction is completed and approved. A short section of gravity sewer is all that remains for this phase.	
Blackberry Ridge Phase 2	Completed.	

**CITY OF CROSSVILLE
DEBT**

	<u>END DATE</u>	<u>INT RATE</u>	<u>10/31/2018 LOAN BALANCE</u>	<u>PRINCIPAL PAYMENT</u>	<u>INTEREST PAYMENT</u>
GENERAL FUND					
LOC- Radio System	2028	1.27%	\$ 932,000	\$ 134,000	\$ 20,574
E-911	2024	1.27%	\$ 370,000	\$ 56,000	\$ 7,500
Series A Bonds	2037	3.18%	\$ 4,040,000	\$ 25,000	\$ 123,444
Series B Bonds	2028	2.67%	\$ 2,605,000	\$ 210,000	\$ 72,231
			\$ -		
			<u>\$ 7,947,000</u>	<u>\$ 425,000</u>	<u>\$ 223,749</u>

Water & Sewer Fund

23008 TMBF Refund 3 RUD Loans 2014	2034	1.27%	\$ 3,363,448	\$ 172,360	\$ 53,308
23009 SRF 12-116 Downtown Waterline	2035	1.87%	\$ 1,370,311	\$ 65,832	\$ 27,828
23010 SRF 2015 I/I (CW1 15-346)	2035	1.61%	\$ 1,627,384	\$ 73,752	\$ 27,252
23116 SRF 00-020 MPL Plant (water)	2024	1.77%	\$ 1,635,893	\$ 314,028	\$ 33,864
23118 SRF 2010 - WWTP	2032	2.88%	\$ 1,410,316	\$ 127,524	\$ 50,220
23119 SRF 2010 WTR Harvesting	2032	2.83%	\$ 1,575,709	\$ 141,552	\$ 55,056
23245 2012 Series C Bonds	2032	2.95%	\$ 8,265,000	\$ 135,000	\$ 246,244
			<u>\$ 19,248,061</u>	<u>\$ 1,030,048</u>	<u>\$ 493,772</u>

CATOOSA

23007 TMBF/Refund '05 Bonds	2028	1.27%	\$ 2,880,000	\$ 230,000	\$ 50,000
23008 TMBF Refund 3 RUD Loans 2014	2034	1.27%	\$ 2,090,552	\$ 105,640	\$ 35,000
			<u>\$ 4,970,552</u>	<u>\$ 335,640</u>	<u>\$ 85,000</u>

TOTALS (WATER & SEWER FUND)

\$ 24,218,613 \$ 1,365,688 \$ 578,772

\$ 32,165,613

The City carries debt for E-911.

Grant Agency	Project	ARRA	Amount			%				Money Spent	Money Received	To Be Received	Budget
			Grant	Local	Total								
AWARDED:													
Dept. of Justice	bulletproof vests	No	\$ 35,653.05	\$ 35,653.05	\$ 71,306.10	50/50	on-going/Federal Funds 100%		\$ 61,622.12	\$ 30,388.78	\$1,045.00		
THSO Alcohol Saturation/Checkpoint Grant	Alcohol Saturation-2019	No	\$ 20,000.00	\$ -	\$ 20,000.00	100%	\$20,000 Federal Funds						
HIDTA	Drug Task Force Overtime		\$ 18,000.00	\$ -	\$ 18,000.00		\$18,000 Federal Funds						
TDEC-LPRF	Garrison Park Redevelopment		\$ 500,000.00	\$ 500,000.00	\$ 1,000,000.00		\$500,000 State Funds		\$ 264,580.01	\$ 71,023.99	\$61,275.00		
TDOT-Aeronautics	Airport Maintenance 18/19		\$ 25,740.00	\$ 25,740.00	\$ 51,480.00		Federal Funds \$25,740		\$ 11,951.30	\$ 5,968.15			
TDOT-Aeronautics	Seal/Stripe Runway		\$ 603,513.00	\$ 33,528.00	\$ 670,570.00		Federal Funds \$603,513/State \$33,528/Local \$33,528		\$ 33,528.00				
TDOT-Aeronautics	Obstruction Clearing Survey		\$ 21,330.00	\$ 1,185.00	\$ 23,700.00		Federal Funds \$21,330/State \$1185/Local\$1185		\$ 1,185.00				
TDOT-TAP	Downtown Sidewalks/Lights		\$1,299,651	\$ 324,912.84	\$1,624,564	80%	\$1,299,651 Federal Funds/\$342,912.84 Local						
TDOT-Surface Trans	Northwest Connector		\$ 715,799.00	\$ -	\$ 715,799.00		Federal Funds \$715,799		\$ 763,328.61	\$ 608,626.89	\$2,036.00		
TNECD	Site Development Grant		\$ 500,000.00	\$ 497,000.00	\$ 997,000.00		\$500,000 State Funds		\$ 348,670.00	\$ 277,292.18			
TML	Safety Partners Grant 18-19		\$ 3,000.00	\$ 3,000.00	\$ 6,000.00								
Boyd Foundation	Dog Park		\$25,000	\$ -	\$25,000								
Three Star 18-19	Drug Education Trailer		\$15,000	\$ -	\$15,000	100%	\$15,000 State Funds						
Dept. of Agriculture 18-19	Urban Forester		\$19,600	\$19,600	\$39,200	60/40	\$19,200 Federal Funds						
TOTALS			\$ 3,802,286.41	\$ 1,440,618.89	\$ 5,277,619.30								

	Grant Agency	Project	ARRA	Amount				Money	Money	To Be
				Grant	Local	Total				
	AWARDED:									
1	TDOT	Lantana Rd. Utility Reloc	No					\$ 806,354	\$ 805,594.85	\$ 758
2	TDOT	127S Utility Reloc	No					\$ 238,369	\$ 20,437.69	\$ 217,932
3	TDOT	Livingston/Miller	No					\$ 169,950		
7	Rural Development	Catoosa water tank - Hwy. 127N		\$ 160,500.00	\$ 890,000.00	\$ 1,050,500.00		160,500 Federal Funds		
8	CDBG-2018	Sewer Rehabilitation	No	\$525,000	\$ 175,000.00	\$ 700,000.00		\$525,000 Federal Funds		
	TOTALS			\$ 685,500.00	\$ 1,065,000.00	\$ 1,750,500.00				

Grants Applied For	n/a	1-Tourism Marketing Grant	n/a	n/a								
Grant Received	n/a	1	n/a	Select Tennessee Certified Site								

** If more information is required regarding site visits or the details of the RFI submitted - please contact the Chamber directly.