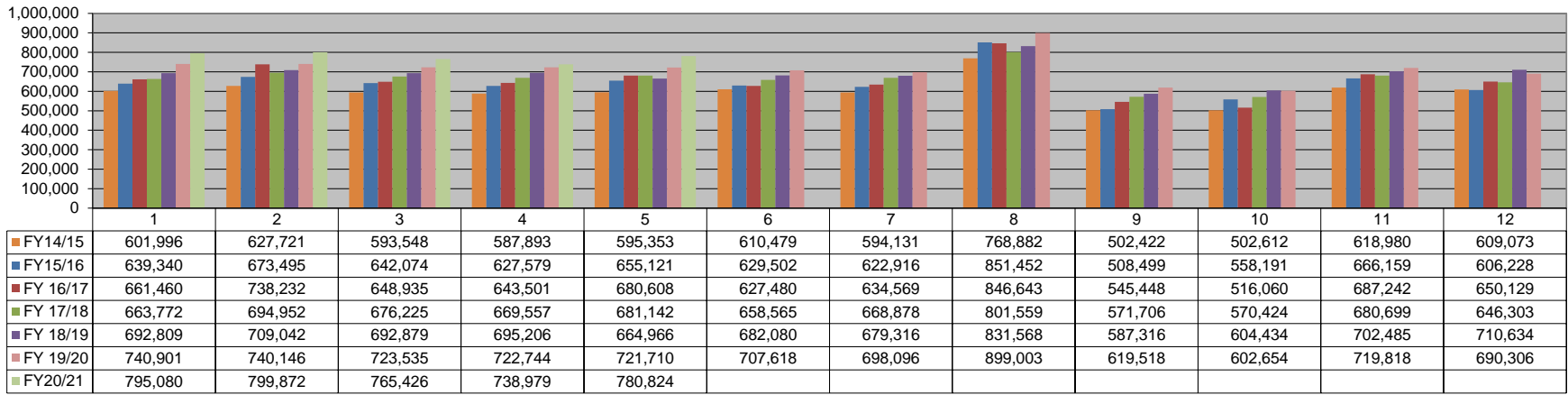
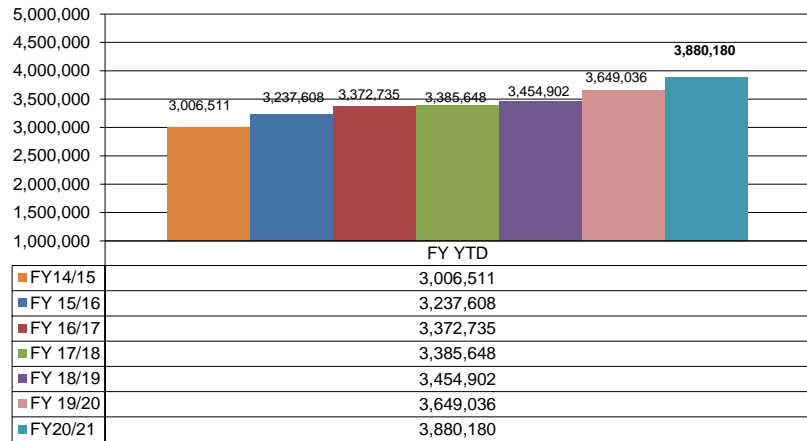


Sales Tax



Sales Tax Revenue Year-to-Date



*COLLECTIONS IN THE CITY OF CROSSVILLE

State of TN Cost of Administration 1.125% \$ 1,595,369.67
 Net Collections (sent to Trustee's office) \$ 17,947.91
 \$ 1,577,421.76

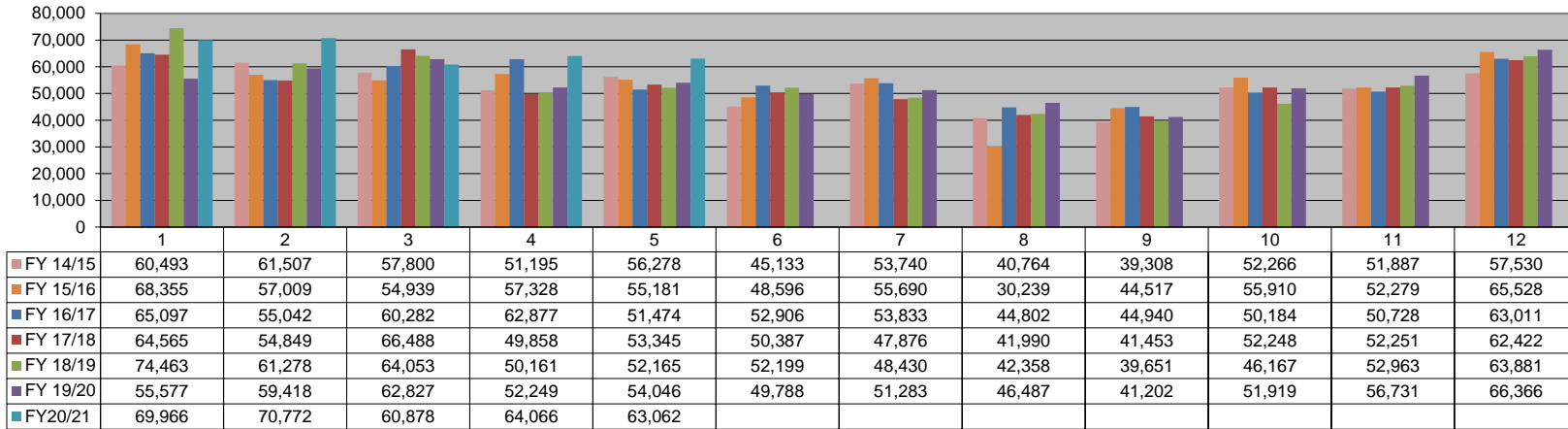
Trustee of Cumberland County 1% \$ 15,774.22
 Net To Be Distributed \$ 1,561,647.54

CITY OF CROSSVILLE SPLIT

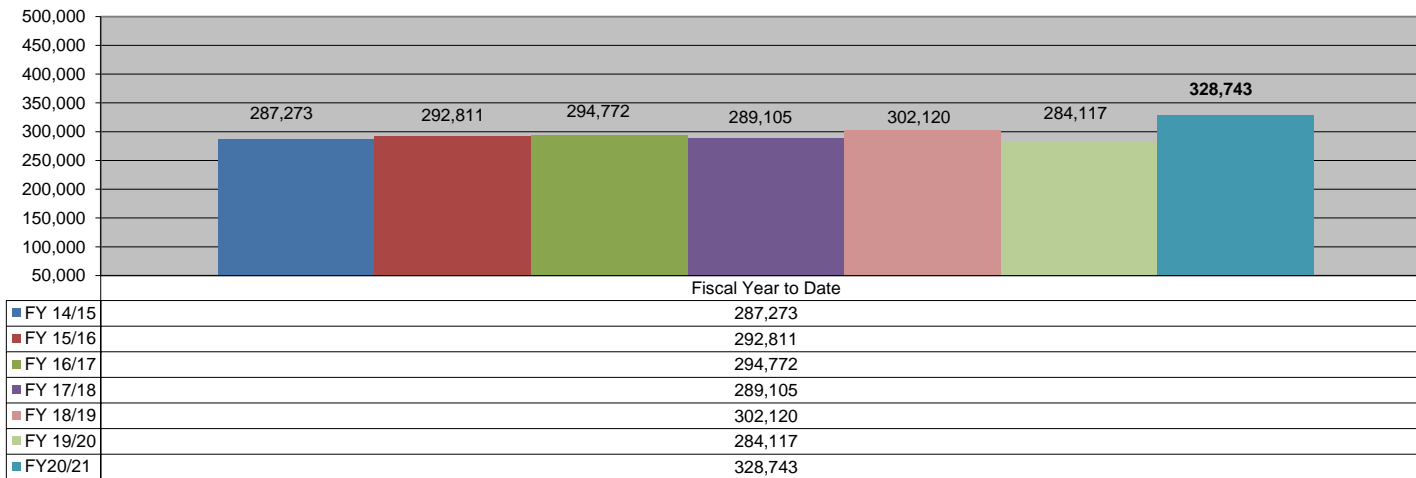
Check to City of Crossville \$ 780,823.77
 Check to Cumberland County Board of Education \$ 780,823.77

*Totals reported in November, but actually collected in September

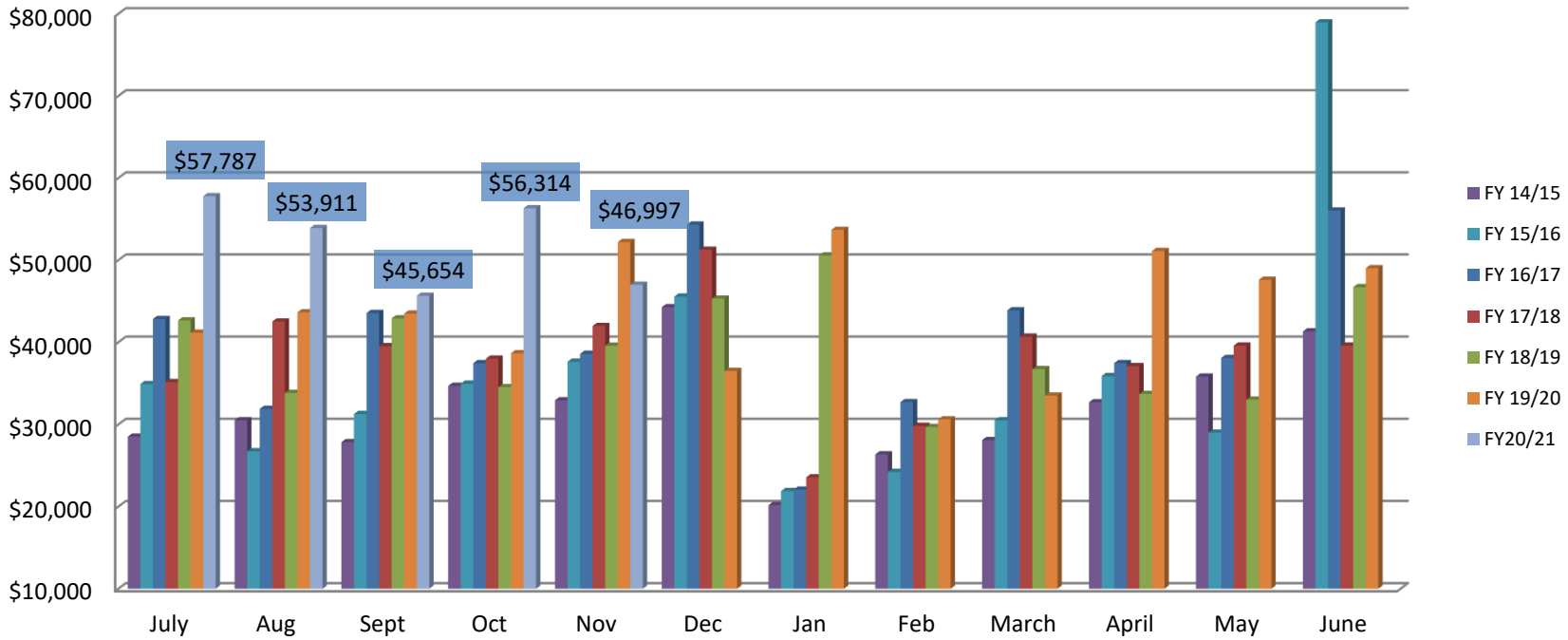
Wholesale Beer Tax



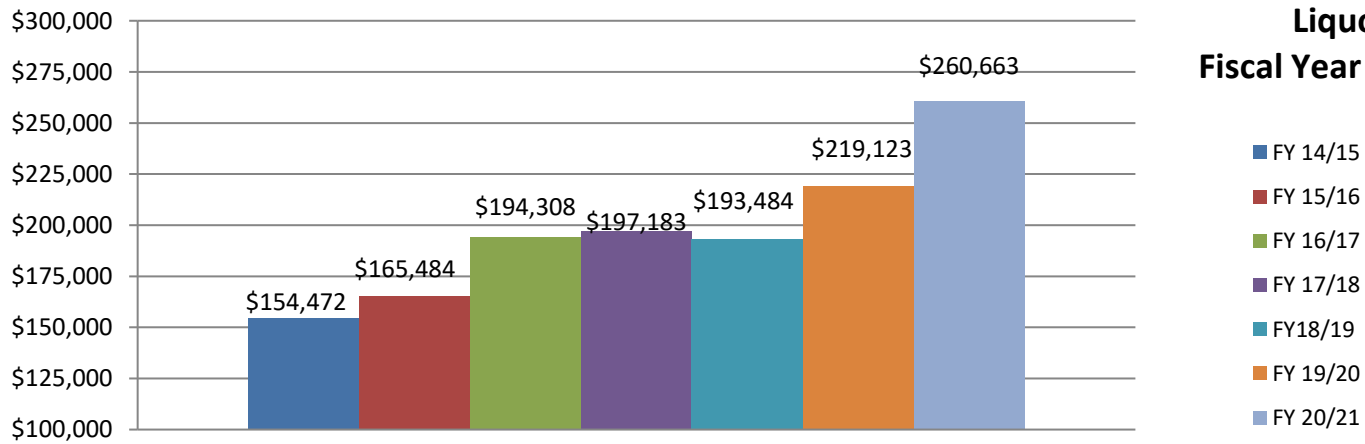
Wholesale Beer Tax Revenue Year To Date



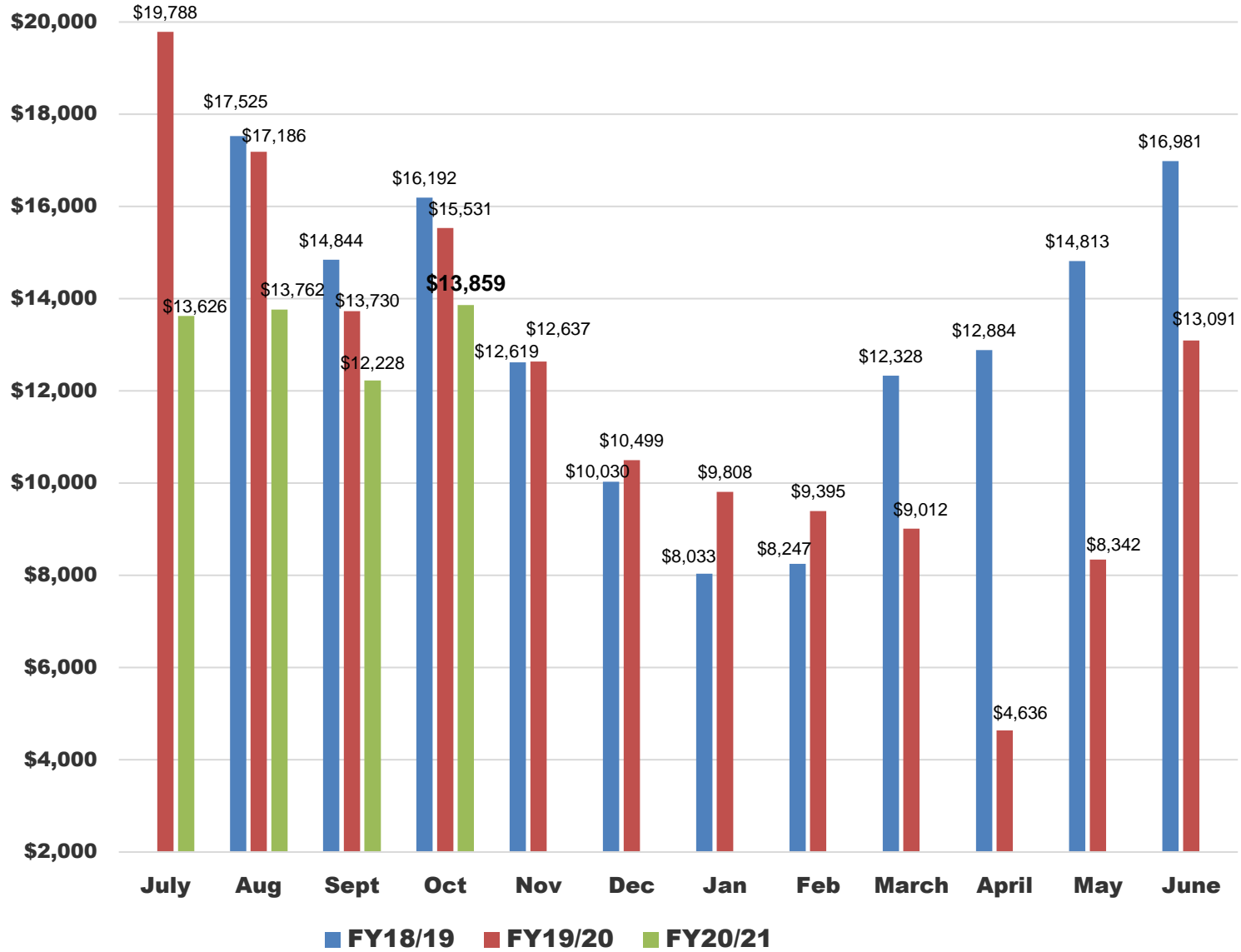
Liquor Income



Liquor Fiscal Year to Date



Hotel Occupancy Tax





CROSSVILLE POLICE DEPARTMENT

STAT COMPARISONS

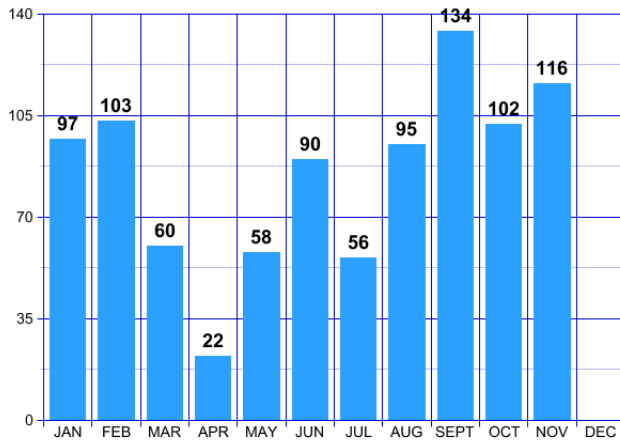
NOV 2020 TOTAL CALLS - 2583

OCT - 1231 YEAR TO DATE - 44669

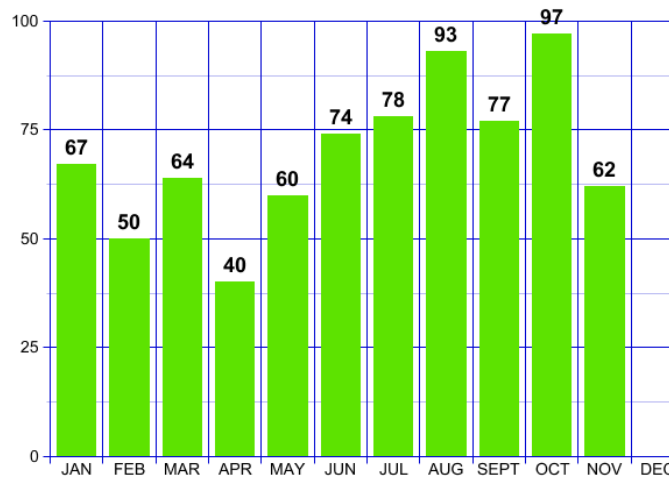
SPECIAL EVENTS

HEALTH DEPT SECURITY
AMPHITEHATER CONCERT X 3

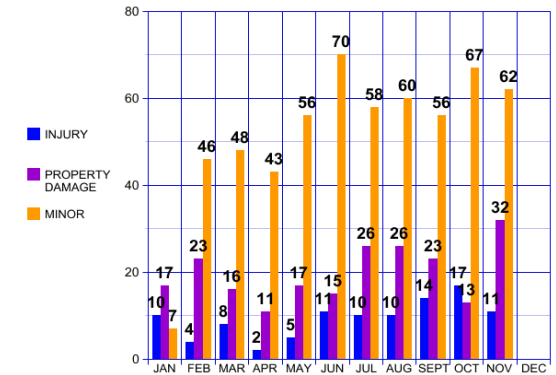
TOTAL MONTHLY CITATIONS



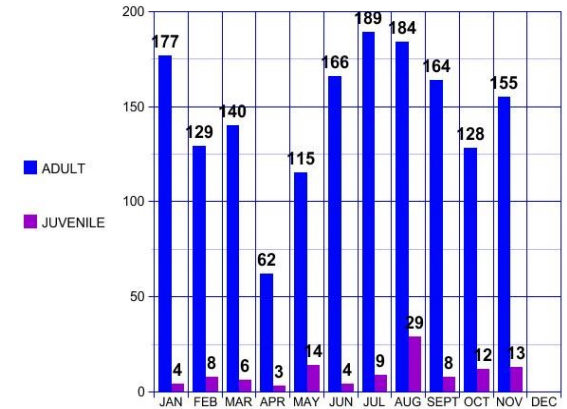
TOTAL MONTHLY OFFENSES



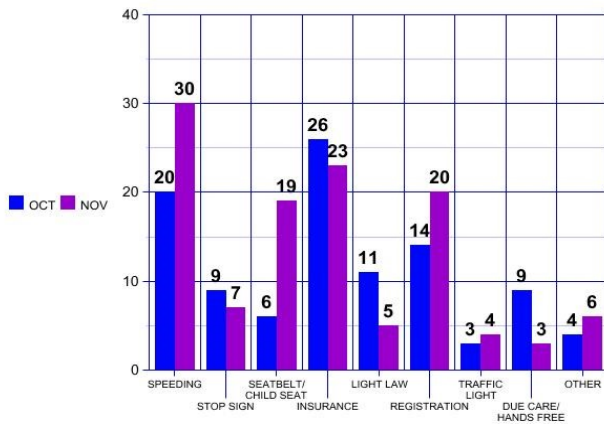
TOTAL MONTHLY ACCIDENTS



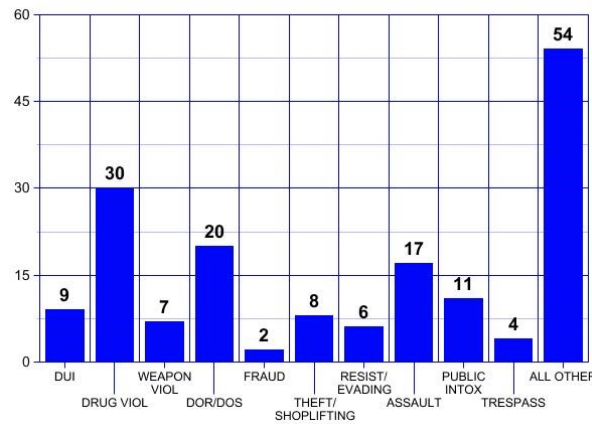
TOTAL MONTHLY ARREST



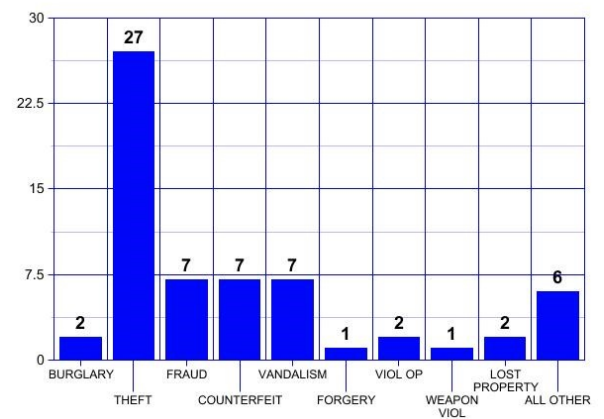
PREVIOUS MONTH CITATION COMPARISON



ARREST BY CATEGORY



OFFENSE BY CATEGORY



Monthly Stats
November 2020

CITATIONS		OFFENSES		ARRESTS	
Ran Stop Sign	7	Burglary	2	Public Intoxication	11
Speeding	30	Theft from Building	6	Criminal Trespass	4
Open Container Viol.	1	Theft of vehicle Parts	3	Fraud	2
Seat Belt Violation	17	Theft from Vehicle	8	Child Neglect	2
Registration Violation	20	Theft All Other	1	Shoplifting	5
Ran Traffic Light	4	Vehicle Theft	5	Assault	2
Light Law Violation	5	Shoplifting	3	Domestic Assault	10
Window Tint Violation	2	Fraud	7	Viol. OP/Bond Conditions	5
Improper Use of Lane	2	Counterfeit	7	Drug Violation	20
Insurance Violation	22	Vandalism	7	Drug Equipment	10
Improper Passing	1	Recovery	1	Weapons Law Violation	4
Child Restraint Violation	2	Forgery	1	Tampering w/ Evidence	1
Texting while Driving	3	Violation of OP	2	Vandalism	1
		Custody Dispute	1	DUI	9
		Lost Property	2	Viol. Implied Consent	1
		Weapons Law Violation	1	Disorderly Conduct	1
		Death	2	Resisting/Evading Arrest	6
		Intimidation	1	DOR/DOS/No DL	20
		Hit & Run	1	Obstuction of Legal Writ	1
		Coin Operated Theft	1	Poss. Of Stolen Property	1
				Criminal Impersonation	1
				Warrant	38
TOTAL	116	TOTAL	62	TOTAL	155
SPEED WARNINGS	1	JUVENILE ARRESTS		TOTAL CALLS	2583
WARNINGS	0	Runaway	1	ANIMAL CONTROL CALLS	46
JUVENILE CITATIONS		Theft from Building	1	SPECIAL EVENT TOTALS	3
Insurance Violation	1	Assault	5	ACCIDENTS	
		Disorderly Conduct	2	With Injury	11
		Theft All Other	1	Without Injury	32
		Weapons Law Violation	3	Minor	62
TOTAL	1	TOTAL	13	TOTAL	105

* During the entire month we assisted, when needed, at the Cumberland County Health Department with traffic control for COVID testing.

* Provided security at the Amphitheater on November 6th, 13th and 20th.

Crossville Fire Dept.

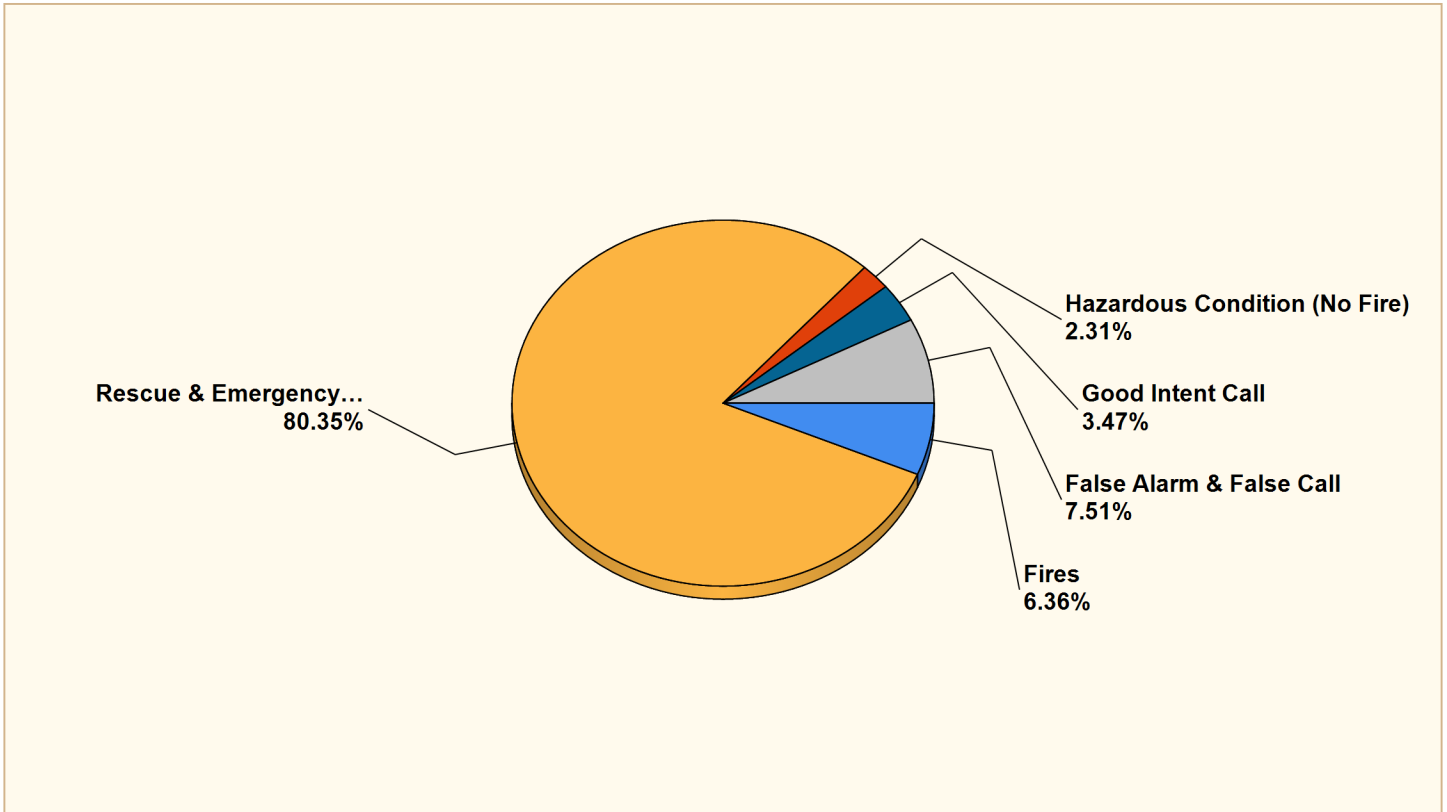
Crossville, TN

This report was generated on 12/2/2020 3:06:57 PM



Breakdown by Major Incident Types for Date Range

Zone(s): All Zones | Start Date: 11/01/2020 | End Date: 11/30/2020



MAJOR INCIDENT TYPE	# INCIDENTS	% of TOTAL
Fires	11	6.36%
Rescue & Emergency Medical Service	139	80.35%
Hazardous Condition (No Fire)	4	2.31%
Good Intent Call	6	3.47%
False Alarm & False Call	13	7.51%
TOTAL	173	100%

Issued 286 burn permits

Only REVIEWED and/or LOCKED IMPORTED incidents are included. Summary results for a major incident type are not displayed if the count is zero.



Detailed Breakdown by Incident Type

INCIDENT TYPE	# INCIDENTS	% of TOTAL
111 - Building fire	3	1.73%
118 - Trash or rubbish fire, contained	1	0.58%
131 - Passenger vehicle fire	2	1.16%
138 - Off-road vehicle or heavy equipment fire	1	0.58%
140 - Natural vegetation fire, other	1	0.58%
142 - Brush or brush-and-grass mixture fire	1	0.58%
161 - Outside storage fire	1	0.58%
162 - Outside equipment fire	1	0.58%
321 - EMS call, excluding vehicle accident with injury	121	69.94%
322 - Motor vehicle accident with injuries	13	7.51%
324 - Motor vehicle accident with no injuries.	5	2.89%
412 - Gas leak (natural gas or LPG)	1	0.58%
421 - Chemical hazard (no spill or leak)	1	0.58%
445 - Arcing, shorted electrical equipment	1	0.58%
463 - Vehicle accident, general cleanup	1	0.58%
611 - Dispatched & cancelled en route	2	1.16%
622 - No incident found on arrival at dispatch address	1	0.58%
631 - Authorized controlled burning	1	0.58%
651 - Smoke scare, odor of smoke	2	1.16%
700 - False alarm or false call, other	1	0.58%
730 - System malfunction, other	2	1.16%
733 - Smoke detector activation due to malfunction	1	0.58%
735 - Alarm system sounded due to malfunction	2	1.16%
743 - Smoke detector activation, no fire - unintentional	1	0.58%
744 - Detector activation, no fire - unintentional	1	0.58%
745 - Alarm system activation, no fire - unintentional	5	2.89%
TOTAL INCIDENTS:	173	100%

Only REVIEWED and/or LOCKED IMPORTED incidents are included. Summary results for a major incident type are not displayed if the count is zero.



Crossville Fire Dept.

Crossville, TN

This report was generated on 12/2/2020 3:08:48 PM



Events per Event Type for Date Range (Landscape)

Start Date: 11/01/2020 | End Date: 11/30/2020

EVENT TYPE	DATE	EVENT NAME	CATEGORY	LOCATION	HOURS	PARTICIPANTS
Fire Inspection						
	11/04/2020	TCAT FIRE ALARM TEST	Fire Inspections	910 MILLER AVE	2	Chris South
	11/04/2020	TCAT FIRE ALARM TEST	Fire Inspections	TCAT CROSSVILLE TN	1	Chris South
	11/12/2020	Sprinkler test Hilltoppers	Fire Inspections	DUER CT	1	Chris South

Total Hours for Fire Inspection: 4

HAZMAT Training						
	11/16/2020	541 HMTO Trainer	Administration	Location: TEMA East Region 803 N Concord St, Knoxville, TN 37919, USA	9	Chris South
	11/17/2020	HMTO Trainer	Administration	Location: TEMA East Region 803 N Concord St, Knoxville, TN 37919, USA	9	Chris South

Total Hours for HAZMAT Training: 18

Meeting						
	11/16/2020	Walk through Hilltoppers	Public Relations / Education	86 DUER CT	1	
	11/17/2020	Walk through Hilltoppers	Public Relations / Education	86 DUER CT	1	
	11/18/2020	911 Stakeholder meeting	Administration	42 SOUTH BEND DR	1	

Only LOCKED events included.



emergencyreporting.com

Doc Id: 753

Page # 1 of 2

EVENT TYPE	DATE	EVENT NAME	CATEGORY	LOCATION	HOURS	PARTICIPANTS
	11/18/2020	Walk through Hilltoppers	Public Relations / Education	86 DUER CT	1	

Total Hours for Meeting: 4

EMS Training						
	11/23/2020	Acls Instructor CMC	Public Relations / Education		8	Jeremy Mangas, Casey Worsham

Total Hours for EMS Training: 8

Only LOCKED events included.



Crossville Fire Dept.

Crossville, TN

This report was generated on 12/2/2020 3:06:06 PM



Incidents for Personnel for Date Range

Personnel: Fox, Mark A | Start Time: 00:00 | End Time: 23:00 | Incident Type(s): All Incident Types | Sort By: Incident Date | Station: All Stations | Start Date: 11/01/2020 | End Date: 11/30/2020

Fox, Mark A			
INCIDENT DATE	INCIDENT #	ADDRESS	INCIDENT TYPE
11/13/2020	2020-0004502	33 AZALIA AVE	322 - Motor vehicle accident with injuries
11/20/2020	2020-0004614	4234 Hwy 127 N HWY	321 - EMS call, excluding vehicle accident with injury
TOTAL CALLS: 2			

TOTAL CALLS FOR ALL PERSONNEL: 2

Only REVIEWED incidents included. The Start and End Time selectors represent the hours selected. Example: Selecting 07:00-13:00 will return calls that occurred between 07:00 and 13:59:59. They default to the entire day.



emergencyreporting.com

Doc Id: 500

Page # 1 of 1

Water Loss Report

	Consumption	Water loss - flushing	Water loss - leaks	Water loss-fire fighting	Total Internal Use	Unaccounted-for Water	Pumped Water	LOSS %
2018								
January	88,114,500	1,978,358	1,272,890	60,000	3,311,248	40,696,952	132,122,700	31%
February	92,164,600	5,904	3,749,588	65,000	3,820,492	9,054,908	105,040,000	9%
March	80,217,300	34,375	1,929,024	145,000	2,108,399	29,884,501	112,210,200	27%
April	80,489,000	86,729	1,233,996	2,000	1,322,425	26,231,575	108,043,000	24%
May	83,464,600	681,483	429,676		1,111,159	33,736,841	118,312,600	29%
June	93,994,400	152,880	2,693,928		2,846,808	16,951,792	113,793,000	15%
July	92,933,800	461,753	1,124,995		1,586,748	27,013,152	121,533,700	22%
August	94,724,300	47,115	11,949,329	2,000	11,998,444	23,857,600	118,581,900	20%
September	103,519,000	423,299	1,487,856	5,100	1,916,255	5,352,745	110,788,000	5%
October	87,432,600	541,673	2,244,551	2,600	2,788,824	23,625,476	113,846,900	21%
November	90,719,700	58,772	2,161,156		2,219,928	16,188,372	109,128,000	15%
December	85,827,100	141,659	2,230,374	4,500	2,376,533	26,819,267	115,022,900	15%
2019								
January	78,615,200	45,193	1,231,332		1,276,525	37,433,475	117,325,200	32%
February	83,850,700	120,407	3,630,186		3,750,593	25,387,707	112,989,000	22%
March	79,635,900	117,534	2,566,872		2,684,226	40,751,574	123,071,700	33%
April	84,372,600	240,891	2,674,092	7,100	2,922,083	31,045,317	118,340,000	26%
May	85,946,000	163,822	4,683,636	109,500	4,956,958	45,210,942	136,113,900	33%
June	96,622,200	98,995	7,626,119	30,000	7,755,114	17,662,086	122,039,400	14%
July	104,717,400	117,626	2,750,076	4,400	2,867,702	19,618,398	127,203,500	15%
August	101,985,200	263,684	4,797,924	20,100	5,081,708	22,690,792	129,757,700	17%
September	104,149,900	222,064	3,880,278	7,300	4,109,642	16,773,458	125,033,000	13%
October	107,018,600	460,042	9,481,866	4,600	9,946,508	10,778,662	127,743,770	8%
November	102,271,900	391,315	4,385,586	9,300	4,786,201	14,637,899	121,696,000	12%
December	96,686,300	5,058	2,837,604	950	2,843,612	25,236,088	124,766,000	20%
2020								
January	95,899,500	6,628	823,986	2,450	833,064	29,235,836	125,968,400	23%
February	90,749,900	551,076	604,800		1,155,876	32,725,224	124,631,000	26%
March	84,635,300	60,841	1,827,840	300	1,888,981	47,772,019	134,296,300	36%
April	92,557,600	133,183	2,583,380	11,800	2,728,363	32,148,037	127,434,000	25%
May	92,340,000	212,101	385,560	17,665	615,326	44,614,374	137,569,700	32%
June	85,846,200	74,274	10,704,500	25,100	10,803,874	68,372,926	165,023,000	41%
July	115,477,600	446,221	1,120,603	6,800	1,573,624	28,362,876	145,414,100	20%
August	109,086,400	513,221	1,932,348	2,500	2,448,069	28,871,931	140,406,400	21%
September	100,754,500	252,799	4,889,306	2,800	5,144,905	27,742,595	133,642,000	21%
October	103,217,700	443,299	2,383,288		2,826,587	27,526,313	133,570,600	21%
November	97,787,500	341,529	4,613,397	7,200	4,962,666	27,857,934	130,608,100	21%
December								
TOTAL:								
6 mos	612,169,900	2,071,343	25,643,442	44,400	27,759,725	208,734,575	848,664,200	25%
12 mos	1,165,038,500	3,040,230	34,706,612	77,565	37,824,947	420,466,153	1,623,329,600	26%

2020-2021 Building Permits

	County	County	City	City	City & County	City & County	Land Disturbance	Plan	House	County Fees Paid	City Fees Paid	
	Residential	Commercial	Residential	Commmercial	Plumbing	Mechanical	Permits	Sign	Review	Moving		
July	28	0	13	3	34	27	5	0	1	0	\$25,008.00	\$10,453.00
August	29	0	32	3	59	38	3	1	0	0	\$26,566.50	\$24,631.00
September	39	0	10	4	44	44	4	0	0	0	\$37,570.50	\$11,856.50
October	34	1	19	4	49	31	4	0	0	0	\$35,569.50	\$16,981.00
November	16	0	8	7	25	34	2	0	1	0	\$16,159.00	\$10,912.00
December												
January												
February												
March												
April												
May												
June												
Total	146	1	82	21	211	174	18	1	2	0	\$140,873.50	\$74,833.50

Engineering Projects Report December 3, 2020

Project	Current Status	Dates
TDOT 127 South Utility Relocation	The Mayor and Director of Engineering met with Paul Degges, Deputy Commissioner of TDOT, and Mr. Degges is checking into releasing the City's funds deposited for utility relocation.	
TDOT 127 North Utility Relocation Section 1	All final utility plans and information have been submitted to TDOT and we are awaiting construction.	Bid Letting December 11, 2020
TDOT 127 North Utility Relocation Section 4 (Fentress Cumberland County Line)	All final utility plans and information have been submitted to TDOT and we are awaiting construction.	Bid Letting June 18, 2021
TDOT 127 North Utility Relocation Section 2	The Engineer has begun the preliminary design.	
TDOT 127 North Utility Relocation Section 3	The Engineer has begun the preliminary design.	
Northwest Connector Phase 3	TDOT has approved the corrected deeds and the city is working on acquiring the signatures. It is believed that the bid letting will be moved to February 5th 2021.	Bid Letting December 2020
Northwest Connector Phase 2	The appraisals are finished and the review appraisals are currently in progress. No utility easements will be required.	Bid Letting 2023
Downtown Sidewalks	The plans have been submitted to TDOT for review. Many of the comments have been received from the different TDOT Departments and we are on schedule for the bid letting.	Award Bid February 2021
Old Lantana Road, County Seat and Southbend Waterline Replacement	The City has reviewed the plans and the Engineer is revising the plans. A construction start date will be established once the easements are acquired.	
Bridges for Trails at Meadow Park	The Street Department has completed the concrete work. The Engineering Department will select the poles to utilize for the bridge in the coming months.	
Quail Hollow Court	The Exhibit "A" document required for the sale of the property will be updated when the Airport Layout Plan is updated during this year.	
Main Street and Lantana Traffic Signal Replacement	This project is very close to being bid. The TDOT Project Manager has requested approval for the construction funds.	
Fourth Street and West Avenue Traffic Signal Replacement	The Engineer is addressing the comments from the TDOT review. A utility coordination meeting is forthcoming. This project has low priorities because the City will not have STP funds to fund construction for three to five years.	
Meadow Park Water Filtration Plant Sewer Project	The Engineer and City Staff are coordinating the TDOT permit for the installation along Lantana Road. The City and the Engineer will start developing easements in the coming months. The Engineer has completed the update to the water facility plan and it has been submitted for review.	Schedule will be forthcoming
Raw Water Study (Meadow Park Lake Expansion)	The gathering of data for the Archeological Study is complete and the Environmental Study initial data gathering is complete. The Environmental Firms are in the process of documenting the initial findings.	
Airport Obstruction Removal	City Engineering Staff is working on easements for the tree topping portion of this project.	
Catoosa 127 North Water Tank	The foundations are complete.	
Underwood Street Sidewalk	Acquisition documents have been turned over to the City Attorney so that City Staff can negotiate the acquisitions.	
Tulip Drive Sewer Installation	The plans are complete and the City is awaiting the payment of the fees.	
Airport ALP	The City has received a draft copy of the Exhibit A (Airport property and funding map).	
Meadow Park Water Filtration Master Meters	The City is awaiting a signed contract from the contractor. A schedule will be forthcoming.	
Industrial Blvd and Highway 127 Intersection Waterline Rehab	Community Development Partners are finalizing the application for submission for a CARES grant and they are looking at other grant opportunities.	
Miller Avenue Sewer Force main Replacement	The Miller Avenue road bore, approximately 200 feet of line installation, testing and final tie-ins are all of the construction work that remains. This project should be at substantial completion this month with very little cleanup remaining.	
Cook Road Sewer Extension	The project is complete and will be removed from this list.	
Deer Creek Sewer	City staff and a member of the HOA are developing a solution.	
Tansi Sewer	The HOA's Engineer has almost completed their sewer plan. The City has hired the same engineer to design the City's portion of the work.	
Genesis North Sewer Pump Station	The Contractor has mobilized to the project site.	
TDOT SR 1 Highway 70 (Sparta Highway) Utility Relocation	The Engineer is developing the utility relocation plan.	Bid Letting December 10, 2021
TDOT SR 24 Highway 70 North Utility Relocation	TDOT is developing the plans and the City has not been notified to start the utility relocation process. This project will have complete road closure.	
TDOT SR 282 Dunbar Culvert Replacements Utility Relocation	TDOT is developing plans to replace two culverts on Dunbar Road with large concrete box culverts. It has been determined that the City will not require relocation before the culverts are replaced but the sewer line will require monitoring while the construction is in progress.	
CoLinx Fire Pump and Tank System	The City started paying for the utilities for the tank and fire system in June. We believe that the fire system will be upgraded by December. When the upgrades have been completed, the City will demolish the pump building and contract out the demolition of the tank.	
2021 CDBG	This is a sewer rehab project that is 90% grant and 10 % local match. The contract for the grant is on the agenda.	
Carson Lane Water Line Extension	The fees have been paid and the plans have been submitted to TDEC.	
Private Developments		
Waverley Place and Tree House Plantations Subdivision	(No Change) The Developer is looking at different development options. This development may change in type, shape and name. Water and sewer plans have been submitted to TDEC and the TDEC approval has expired. This development will be removed from this list until it becomes active again.	
Maple Glen-Dorton Woods Phase 2	This subdivision is complete and will be removed from this report	

**CITY OF CROSSVILLE
DEBT**

	<u>END DATE</u>	<u>INT RATE</u>	<u>11/30/2020 LOAN BALANCE</u>	<u>20-21 PRINCIPAL PAYMENT</u>	<u>20-21 INTEREST PAYMENT</u>	
GENERAL FUND						
E-911	2024	Variable	\$ 254,000	\$ 59,000	\$ 5,000	Variable
Series A Bonds 25 Yrs	2037	3.18%	\$ -	DONE		
Series B Bonds 16 Yrs	2028	2.67%	\$ -			
			\$ 7,485,000			
			\$ -			
			<u>\$ 7,739,000</u>	<u>\$ 59,000</u>	<u>\$ 5,000</u>	

Water & Sewer Fund

23008 TMBF Refund 3 RUD Loans 2014	2034	Variable	\$ -			Variable
23009 SRF 12-116 Downtown Waterline	2035	1.87%	\$ -			
23010 SRF 2015 I/I (CW1 15-346)	2038	1.61%	\$ -			
23116 SRF 00-020 MPL Plant (water)	2028	1.77%	\$ -			
23118 SRF 2010 - WWTP CWA 2009-225	2028	2.88%	\$ -			
23119 SRF 2010 WTR Harvesting 2009-087 (Tansi)	2028	2.83%	\$ -			
23245 2012 Series C Bonds	2032	2.95%	\$ -			
			\$ 30,755,000			
			\$ 1,440,000			
			<u>\$ 32,195,000</u>	<u>\$ -</u>	<u>\$ -</u>	

CATOOSA

23007 TMBF/Refund '05 Bonds	2028	Variable	\$ -			Variable
23008 TMBF Refund 3 RUD Loans 2014	2034	Variable	\$ -			Variable
			\$ -	\$ -	\$ -	
			<u>\$ 32,195,000</u>	<u>\$ -</u>	<u>\$ -</u>	

TOTALS (WATER & SEWER FUND)

\$ 39,934,000

The City carries debt for E-911.

Grant Agency	Project	ARRA	Amount			%				Money Spent	Money Received	To Be Received	Budget
			Grant	Local	Total								
AWARDED:													
Dept. of Justice	bulletproof vests	No	\$ 36,781.44	\$ 36,781.44	\$ 73,562.88	50%	on-going/Federal Funds 100%		\$ 63,732.12	\$ 34,518.78			
THSO Alcohol Saturation/Checkpoint Grant	Alcohol Saturation-2019	No	\$ 25,000.00	\$ -	\$ 25,000.00	100%	\$25,000 Federal Funds						
HIDTA	Drug Task Force Overtime		\$ 18,000.00	\$ -	\$ 18,000.00		\$18,000 Federal Funds						
TDOT-Aeronautics	Airport Maintenance 20-21		\$ 15,000.00	\$ -	\$ -	95%	100% State Funds		\$ 8,897.86	\$ 8,435.87			
TDOT-Aeronautics	Airport Layout Plan		\$ 190,000.00	\$ 10,000.00	\$ 200,000.00	95%	Federal Funds \$180,000/State \$10,000/Local \$10,000		\$ 10,000.00				
TDOT-Aeronautics	Maintenance Hangar Rehab		\$ 209,782.00	\$ 24,682.00	\$ 234,554.00	89%	Federal Funds \$198,144/State \$11,728/Local \$24,682		\$ 248,978.80	\$ 224,296.80	\$12,257.20		
TDOT-TAP	Downtown Sidewalks/Lights		\$1,299,651	\$ 324,912.84	\$1,624,564	80%	\$1,299,651 Federal Funds/\$342,912.84 Local						
TDOT-Surface Trans	Northwest Connector 3		\$ 1,006,137.00	\$ 251,534.00	\$ 1,257,671.00	80%	\$1,006,137.00 Federal Funds		\$ 1,313,415.21	\$ 712,356.17			
TDOT-Surface Trans	Northwest Connector 2		\$ 458,648.00	\$ 114,662.00	\$ 573,310.00	80%	\$458,648		\$ 7,800.00	\$ 6,240.00			
TNECD	Three Star 19-20		\$40,000	\$ -	\$40,000	100%			\$ 4,042.50	\$ 4,042.50			
Local Government Support	COVID-19		\$284,980	\$ -	\$284,980	100%	100% State Funds			\$ 284,980.00			
CARES Act Part 4 (Airport)	CARES Act (Airport)		\$30,000	\$ -	\$30,000	100%	100% Federal Funds		\$ 30,000.00	\$ 30,000.00			
Tennessee Cares Act	COVID-19		\$173,810	\$173,710	\$173,710	100%	100% State Funds		\$ 176,860.75	\$ 162,692.23	\$14,168.52		
TOTALS			\$ 3,787,789.80	\$ 762,572.28	\$ 4,535,352.08								

	Grant Agency	Project	ARRA	Amount				Money Spent	Money Received	To Be Received
				Grant	Local	Total				
	AWARDED:									
1	TDOT	Lantana Rd. Utility Reloc	No					\$ 806,354	\$ 805,594.85	\$ 758
2	TDOT	127S Utility Reloc	No					\$ 238,369	\$ 20,437.69	\$ 217,932
3	TDOT	Livingston/Miller	No					\$ 169,950		
7	Rural Development	Catoosa water tank - Hwy. 127N		\$ 160,500.00	\$ 1,309,500.00	\$ 1,470,000.00	160,500 Federal Funds	\$ 89,675		\$ 89,675
8	CDBG-2020	Sewer Rehab		\$ 525,060.00	\$ 58,340.00	\$ 583,400.00				
	TOTALS			\$ 685,560.00	\$ 1,367,840.00	\$ 2,053,400.00				