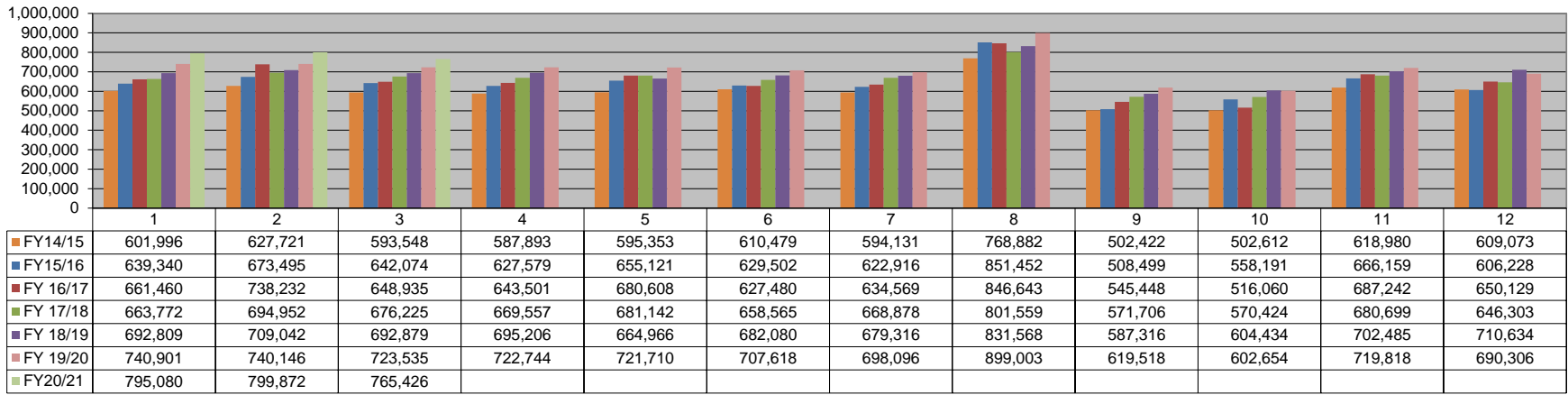
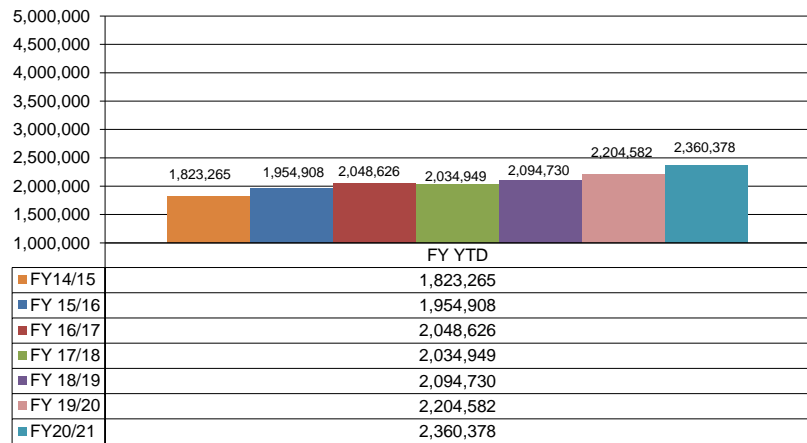


### Sales Tax



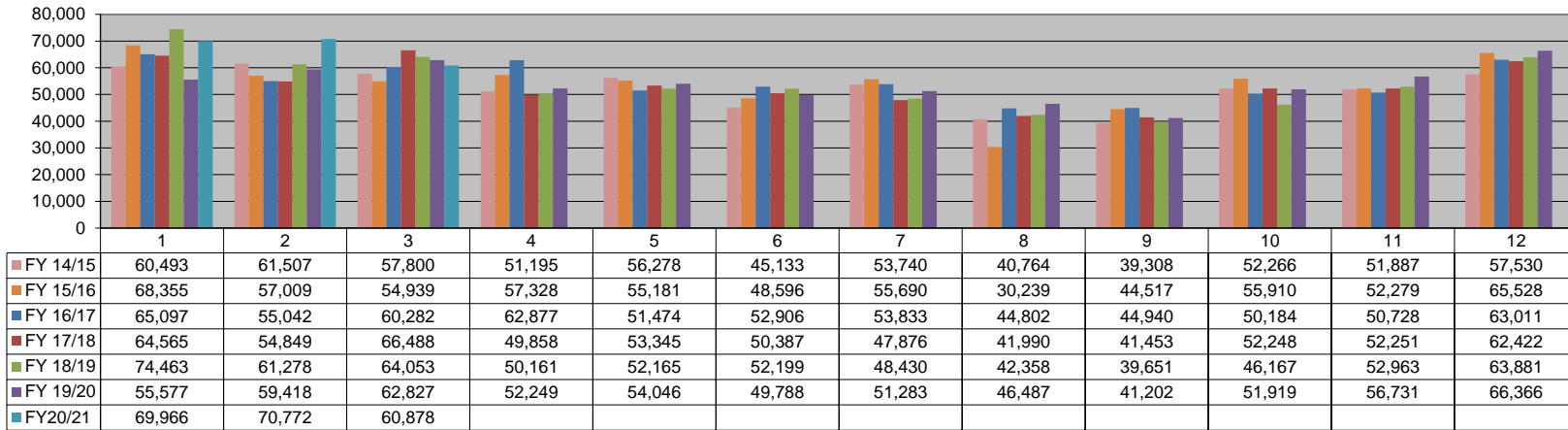
### Sales Tax Revenue Year-to-Date



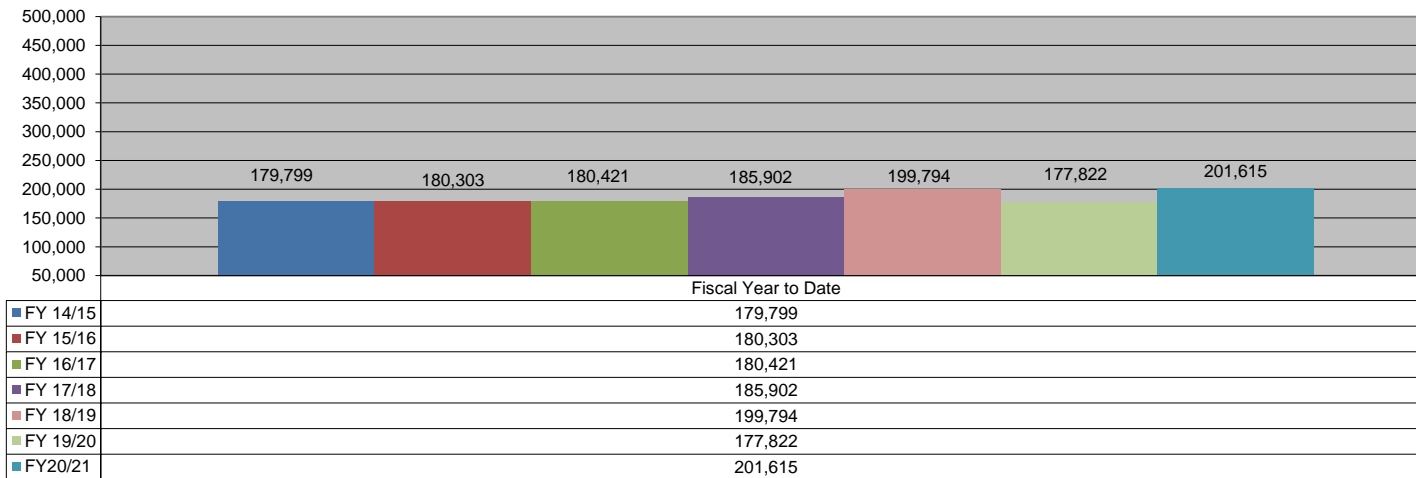
*COLLECTIONS IN THE CITY OF CROSSVILLE		\$	1,563,908.85
State of TN Cost of Administration	1.125%	\$	17,593.97
Net Collections (sent to Trustee's office)		\$	1,546,314.88
Trustee of Cumberland County	1%	\$	15,463.15
Net To Be Distributed		\$	1,530,851.73
CITY OF CROSSVILLE SPLIT			
Check to City of Crossville		\$	765,425.87
Check to Cumberland County Board of Education		\$	765,425.87

\*Totals reported in September, but actually collected in July

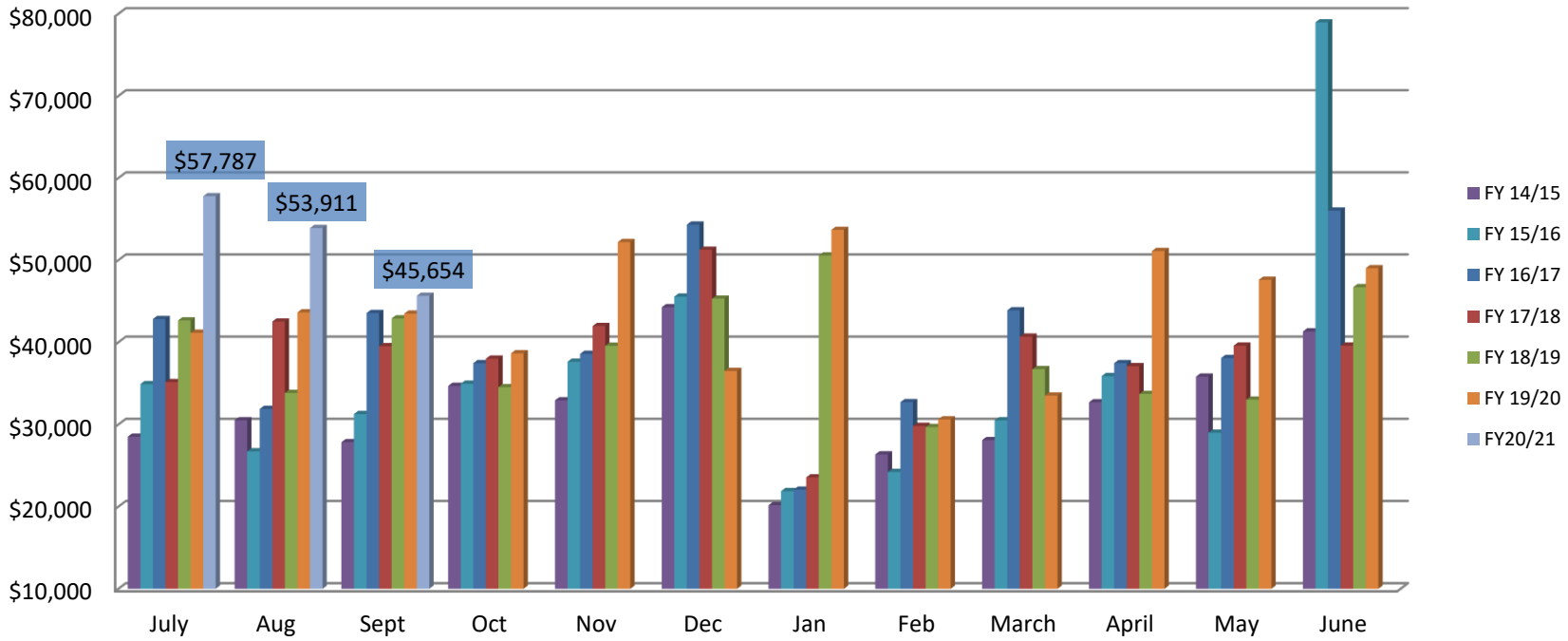
### Wholesale Beer Tax



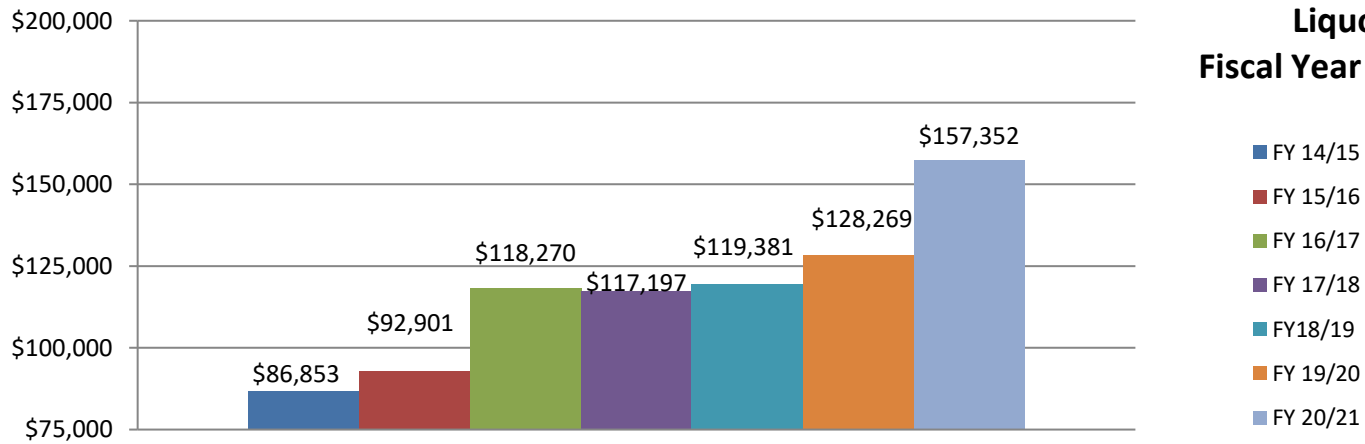
### Wholesale Beer Tax Revenue Year To Date



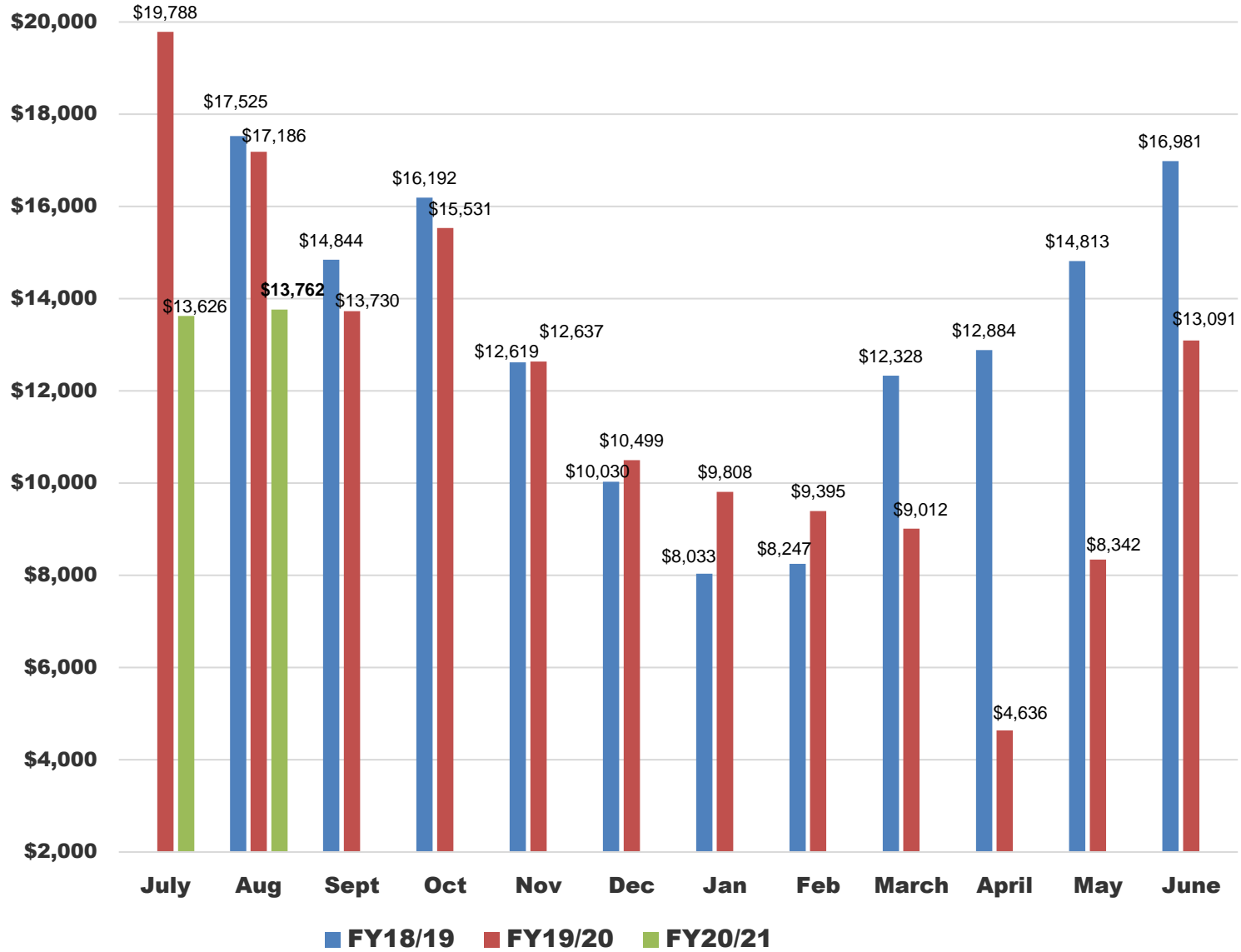
## Liquor Income



## Liquor Fiscal Year to Date



# Hotel Occupancy Tax





# CROSSVILLE POLICE DEPARTMENT

## STAT COMPARISONS

**SEP 2020 TOTAL CALLS - 2815**

**AUG - 2340 YEAR TO DATE - 40855**

### SPECIAL EVENTS

CAR SHOW

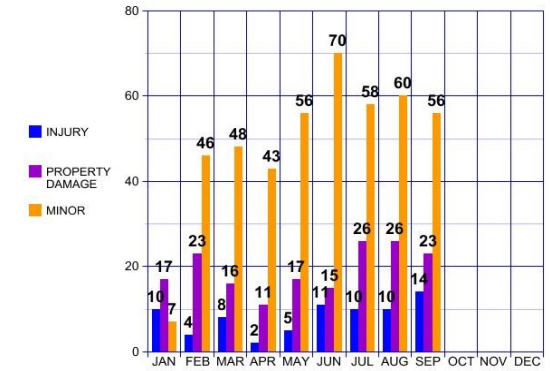
HEALTH DEPT SECURITY

K9 DEMO X 2

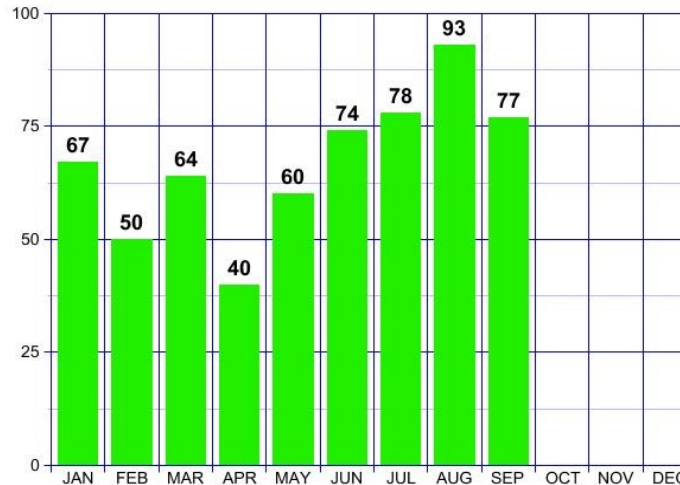
DRUG TAKE BACK

SEAT BELT CONVINCER CCHS

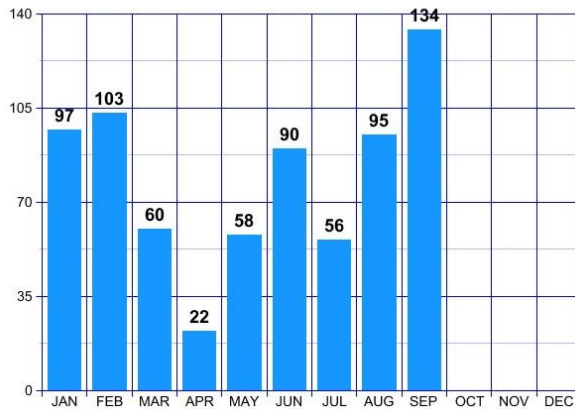
TOTAL MONTHLY ACCIDENTS



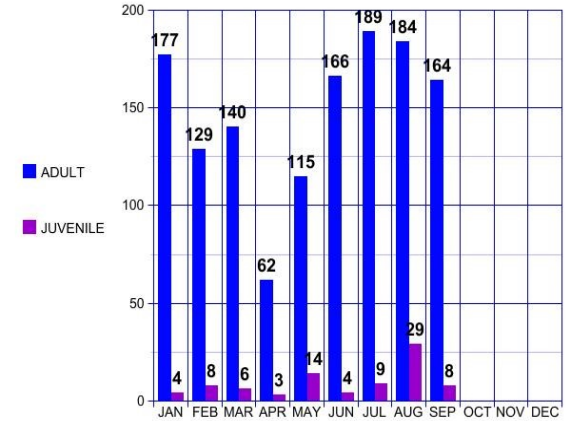
TOTAL MONTHLY OFFENSES



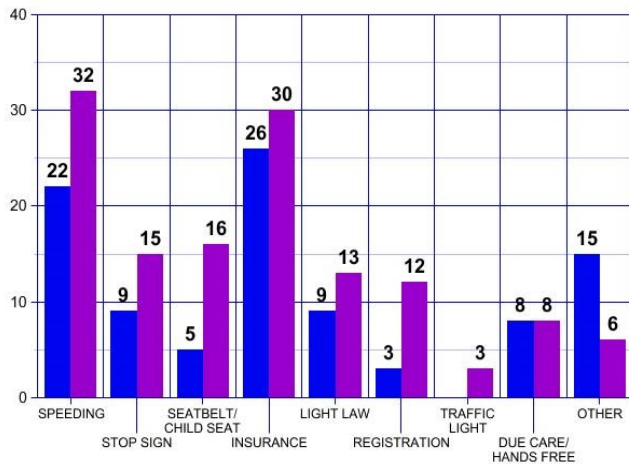
TOTAL MONTHLY CITATIONS



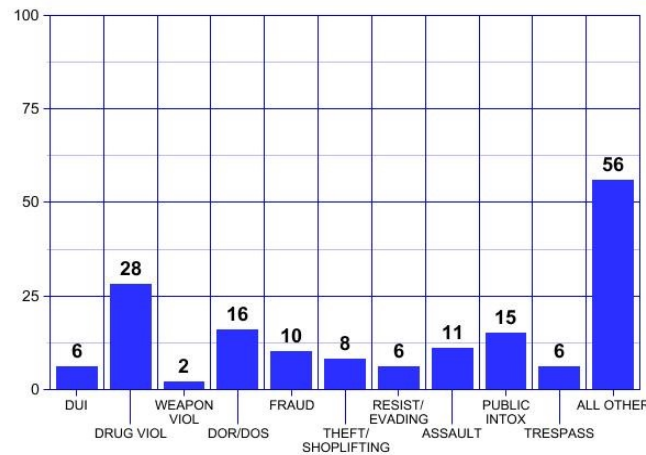
TOTAL MONTHLY ARREST



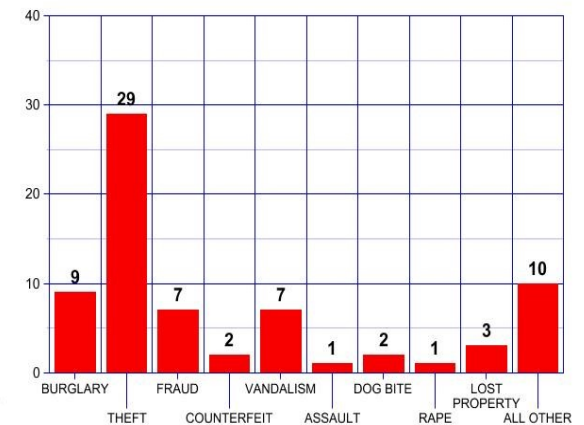
PREVIOUS MONTH CITATION COMPARISON



ARREST BY CATEGORY



OFFENSE BY CATEGORY



Monthly Stats  
SEPTEMBER 2020

CITATIONS		OFFENSES		ARRESTS	
Ran Stop Sign	15	Burglary	9	Sex Offender Violation	1
Speeding	31	Theft from Building	3	Viol. Of Open Container	1
Failure to Yield	1	Theft of vehicle Parts	3	Vehicle Theft	2
Seat Belt Violation	16	Theft from Vehicle	9	Shoplifting	6
Registration Violation	12	Theft All Other	5	Fraud	10
Ran Traffic Light	3	Vehicle Theft	7	Tampering w/ Evidence	1
Light Law Violation	13	Shoplifting	2	Viol. Bond Conditions/OP	7
Window Tint Violation	1	Fraud	7	Assault	2
Violation Muffler Law	3	Counterfeit	2	Domestic Assault	9
Insurance Violation	30	Vandalism	7	Drug Violation	18
Failure to Yield to Emergency Vehicle	1	Recovery	5	Drug Equipment	9
Texting while Driving	3	Forcible Fondling	1	Weapons Law Violation	2
		Property Damage	2	DUI	6
		Custody Dispute	1	Intimidation	1
		Lost Property	3	Warrant	38
		Pornography	1	Criminal Trespassing	6
		Death	3	DOR/DOS/No DL	16
		Dog Bite	2	Criminal Impersonation	1
		Criminal Trespassing	1	Public Intoxication	15
		Embezzlement	1	Resisting/Evading Arrest	6
		Forgery	1	Introduction into Jail	1
		Assault	1	Hit & Run	3
		Rape	1	Viol. Helmet Law	
				Indecent Exposure	1
				Embezzlement	1
				Disorderly Conduct	1
<b>TOTAL</b>	<b>129</b>	<b>TOTAL</b>	<b>77</b>	<b>TOTAL</b>	<b>164</b>
<b>SPEED WARNINGS</b>	<b>6</b>	<b>JUVENILE ARRESTS</b>		<b>TOTAL CALLS</b>	<b>2815</b>
<b>WARNINGS</b>	<b>2</b>	Runaway	1	<b>ANIMAL CONTROL CALLS</b>	<b>107</b>
<b>JUVENILE CITATIONS</b>		Weapons Law Violation	1	<b>SPECIAL EVENT TOTALS</b>	<b>5</b>
Speeding	1	Assault	3	<b>ACCIDENTS</b>	
		Drug Violation	1	With Injury	14
		Drug Equipment	1	Without Injury	23
		Disorderly Conduct	1	Minor	56
<b>TOTAL</b>	<b>1</b>	<b>TOTAL</b>	<b>8</b>	<b>TOTAL</b>	<b>93</b>

\* September 12th- Health Fair and Cumberland County Community Complex

\* September 16th- K9 demonstration at Meridian Baptist Church

\* September 18th- Seat Belt Convincer demonstration at CCHS

\* September 26th- Car Show on Main Street and K9 demonstration at Cumberland County Community Complex

# Crossville Fire Dept.

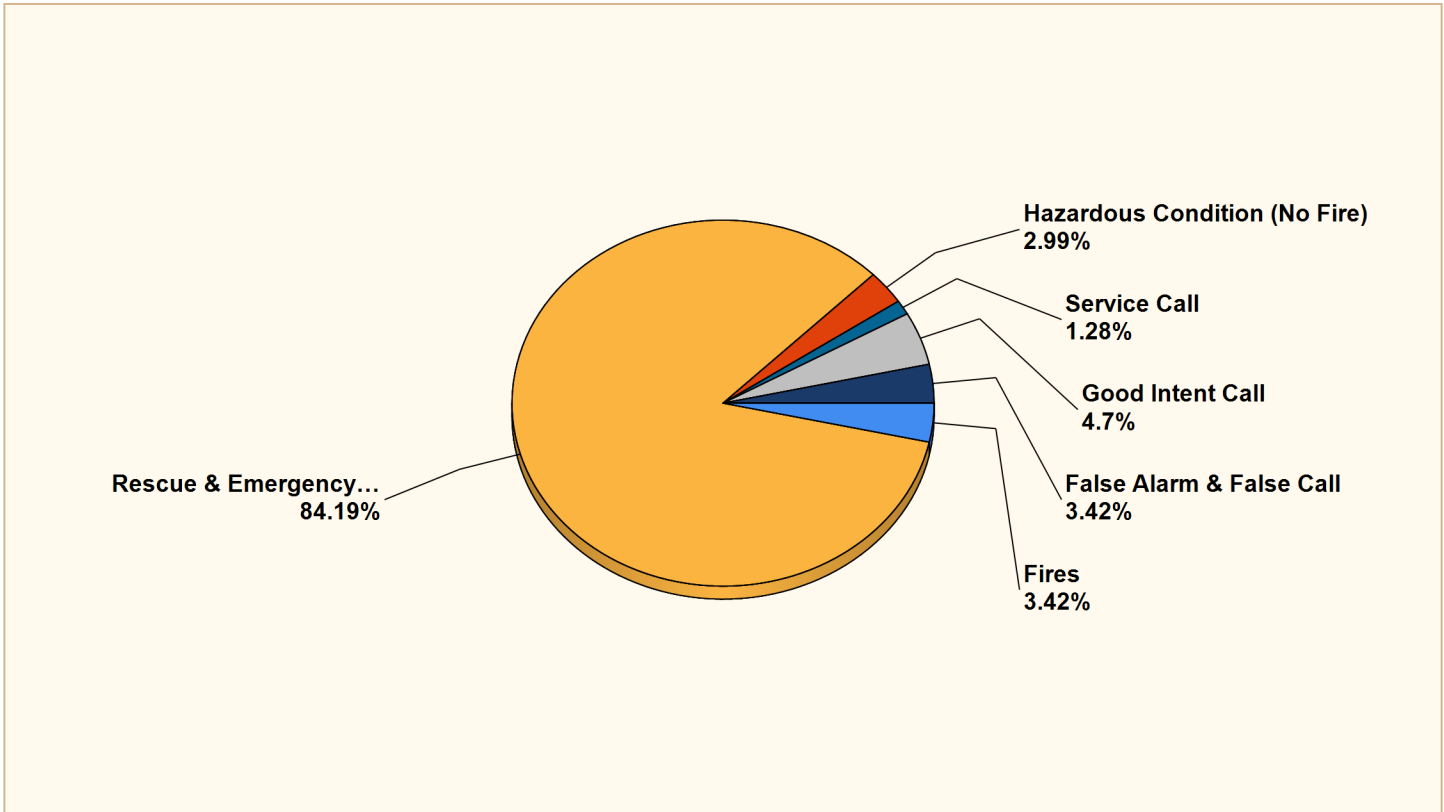
Crossville, TN

This report was generated on 10/1/2020 9:34:33 AM



## Breakdown by Major Incident Types for Date Range

Zone(s): All Zones | Start Date: 09/01/2020 | End Date: 09/30/2020



MAJOR INCIDENT TYPE	# INCIDENTS	% of TOTAL
Fires	8	3.42%
Rescue & Emergency Medical Service	197	84.19%
Hazardous Condition (No Fire)	7	2.99%
Service Call	3	1.28%
Good Intent Call	11	4.7%
False Alarm & False Call	8	3.42%
<b>TOTAL</b>	<b>234</b>	<b>100%</b>

*Issued 188 burn permits*

Only REVIEWED and/or LOCKED IMPORTED incidents are included. Summary results for a major incident type are not displayed if the count is zero.



### Detailed Breakdown by Incident Type

INCIDENT TYPE	# INCIDENTS	% of TOTAL
113 - Cooking fire, confined to container	2	0.85%
131 - Passenger vehicle fire	1	0.43%
138 - Off-road vehicle or heavy equipment fire	1	0.43%
140 - Natural vegetation fire, other	1	0.43%
142 - Brush or brush-and-grass mixture fire	2	0.85%
150 - Outside rubbish fire, other	1	0.43%
300 - Rescue, EMS incident, other	1	0.43%
321 - EMS call, excluding vehicle accident with injury	177	75.64%
322 - Motor vehicle accident with injuries	14	5.98%
324 - Motor vehicle accident with no injuries.	5	2.14%
411 - Gasoline or other flammable liquid spill	1	0.43%
412 - Gas leak (natural gas or LPG)	2	0.85%
445 - Arcing, shorted electrical equipment	3	1.28%
463 - Vehicle accident, general cleanup	1	0.43%
500 - Service Call, other	2	0.85%
553 - Public service	1	0.43%
611 - Dispatched & cancelled en route	9	3.85%
622 - No incident found on arrival at dispatch address	1	0.43%
651 - Smoke scare, odor of smoke	1	0.43%
730 - System malfunction, other	1	0.43%
735 - Alarm system sounded due to malfunction	3	1.28%
745 - Alarm system activation, no fire - unintentional	4	1.71%
<b>TOTAL INCIDENTS:</b>	<b>234</b>	<b>100%</b>

Only REVIEWED and/or LOCKED IMPORTED incidents are included. Summary results for a major incident type are not displayed if the count is zero.





# Crossville Fire Dept.

Crossville, TN

This report was generated on 10/1/2020 8:41:17 AM



## Events per Category for Date Range (Landscape)

Start Date: 09/01/2020 | End Date: 09/30/2020

CATEGORY	DATE	EVENT TYPE	EVENT	LOCATION	HOURS	NARRATIVE
<b>Administration</b>						
	09/01/2020	Meeting	WORK SESSION	392 N MAIN ST	1	
	09/08/2020	Meeting	COUNCIL MEETING	392 N MAIN ST	1	
	09/29/2020	Meeting	STAFF MEETING	392 N MAIN ST	1	
<b>Public Relations / Education</b>						
	09/01/2020	Smoke Detector install	SMOKE ALARM INSTALLATION	29 Sandpiper Loop	1	
	09/09/2020	Smoke Detector install	SMOKE DETECTOR INSTALLATION	1267 HOLIDAY DR	1	
	09/14/2020	Children's Activities	PUBLIC EDUCATION	CHRISTIAN ACADAMY	2	
	09/17/2020	Children's Activities	READ TO PRE- K CHILDREN	PHONIEX SCHOOL	1	
	09/25/2020	Presentation	PLATEAU ANIMAL HOSPITAL FIRE EXTINGUISHER TRAINING	2314 MILLER AVE	1	
	09/25/2020	Presentation	PLATEAU ANIMAN HOSPITAL FIRE EXT TRAINING	660 STANLEY ST	2	LADDER 2 HUNG FLAG OVER FOOTBALL FIELD FOR CCHS HOMECOMING
	09/28/2020	Smoke Detector install	SMOKE ALARM INSTALL	310 HOLIDAY DR	1.25	
<b>Training and Education</b>						
	09/01/2020	Fire Training	SHIFT TRAINING DRILL (A)	141 HENRY ST	9	

Includes Locked / Authorized Events.



CATEGORY	DATE	EVENT TYPE	EVENT	LOCATION	HOURS	NARRATIVE
	09/02/2020	Fire Training	SHIFT TRAINING DRILL (B)	141 HENRY ST	9	
	09/03/2020	Fire Training	SHIFT TRAINING DRILL (C)	141 HENRY ST	9	
	09/17/2020	EMS Training	PEDIATRIC IN - SERVICE	UNKNOWN LOCATION	9	
	09/23/2020	Fire Training	CHIEF AND TRAINING OFFICER SYMPOSIUM	BELLBUCKLE, TN	32	

Includes Locked / Authorized Events.



# Crossville Fire Dept.

Crossville, TN

This report was generated on 10/1/2020 8:42:17 AM



## Incidents for Personnel for Date Range

Personnel: Fox, Mark A | Start Time: 00:00 | End Time: 23:00 | Incident Type(s): All Incident Types | Sort By: Incident Date | Station: All Stations | Start Date: 09/01/2020 | End Date: 09/30/2020

Fox, Mark A			
INCIDENT DATE	INCIDENT #	ADDRESS	INCIDENT TYPE
09/05/2020	2020-0003498	50 BEVERLY HILLS CIR 3	651 - Smoke scare, odor of smoke
09/09/2020	2020-0003570	80 WEST AVE	322 - Motor vehicle accident with injuries
09/25/2020	2020-12116	75 GENESIS SQ	131 - Passenger vehicle fire
<b>TOTAL CALLS: 3</b>			

**TOTAL CALLS FOR ALL PERSONNEL: 3**

Only REVIEWED incidents included. The Start and End Time selectors represent the hours selected. Example: Selecting 07:00-13:00 will return calls that occurred between 07:00 and 13:59:59. They default to the entire day.



## Water Loss Report

	<b>Consumption</b>	Water loss - flushing	Water loss - leaks	Water loss-fire fighting	<b>Total Internal Use</b>	<b>Unaccounted-for Water</b>	<b>Pumped Water</b>	<b>LOSS %</b>
2018								
January	88,114,500	1,978,358	1,272,890	60,000	3,311,248	40,696,952	132,122,700	31%
February	92,164,600	5,904	3,749,588	65,000	3,820,492	9,054,908	105,040,000	9%
March	80,217,300	34,375	1,929,024	145,000	2,108,399	29,884,501	112,210,200	27%
April	80,489,000	86,729	1,233,996	2,000	1,322,425	26,231,575	108,043,000	24%
May	83,464,600	681,483	429,676		1,111,159	33,736,841	118,312,600	29%
June	93,994,400	152,880	2,693,928		2,846,808	16,951,792	113,793,000	15%
July	92,933,800	461,753	1,124,995		1,586,748	27,013,152	121,533,700	22%
August	94,724,300	47,115	11,949,329	2,000	11,998,444	23,857,600	118,581,900	20%
September	103,519,000	423,299	1,487,856	5,100	1,916,255	5,352,745	110,788,000	5%
October	87,432,600	541,673	2,244,551	2,600	2,788,824	23,625,476	113,846,900	21%
November	90,719,700	58,772	2,161,156		2,219,928	16,188,372	109,128,000	15%
December	85,827,100	141,659	2,230,374	4,500	2,376,533	26,819,267	115,022,900	15%
2019								
January	78,615,200	45,193	1,231,332		1,276,525	37,433,475	117,325,200	32%
February	83,850,700	120,407	3,630,186		3,750,593	25,387,707	112,989,000	22%
March	79,635,900	117,534	2,566,872		2,684,226	40,751,574	123,071,700	33%
April	84,372,600	240,891	2,674,092	7,100	2,922,083	31,045,317	118,340,000	26%
May	85,946,000	163,822	4,683,636	109,500	4,956,958	45,210,942	136,113,900	33%
June	96,622,200	98,995	7,626,119	30,000	7,755,114	17,662,086	122,039,400	14%
July	104,717,400	117,626	2,750,076	4,400	2,867,702	19,618,398	127,203,500	15%
August	101,985,200	263,684	4,797,924	20,100	5,081,708	22,690,792	129,757,700	17%
September	104,149,900	222,064	3,880,278	7,300	4,109,642	16,773,458	125,033,000	13%
October	107,018,600	460,042	9,481,866	4,600	9,946,508	10,778,662	127,743,770	8%
November	102,271,900	391,315	4,385,586	9,300	4,786,201	14,637,899	121,696,000	12%
December	96,686,300	5,058	2,837,604	950	2,843,612	25,236,088	124,766,000	20%
2020								
January	95,899,500	6,628	823,986	2,450	833,064	29,235,836	125,968,400	23%
February	90,749,900	551,076	604,800		1,155,876	32,725,224	124,631,000	26%
March	84,635,300	60,841	1,827,840	300	1,888,981	47,772,019	134,296,300	36%
April	92,557,600	133,183	2,583,380	11,800	2,728,363	32,148,037	127,434,000	25%
May	92,340,000	212,101	385,560	17,665	615,326	44,614,374	137,569,700	32%
June	85,846,200	74,274	10,704,500	25,100	10,803,874	68,372,926	165,023,000	41%
July	115,477,600	446,221	1,120,603	6,800	1,573,624	28,362,876	145,414,100	20%
August	109,086,400	513,221	1,932,348	2,500	2,448,069	28,871,931	140,406,400	21%
September	100,823,100	252,799	4,889,306	2,800	5,144,905	27,673,995	133,642,000	21%
October								
November								
December								
TOTAL:								
6 mos	596,130,900	1,631,799	21,615,697	66,665	23,314,161	230,044,139	849,489,200	27%
12 mos	1,173,392,400	3,106,759	41,577,379	84,265	44,768,403	390,429,867	1,608,590,670	24%

## 2020-2021 Building Permits

	County	County	City	City	City & County	City & County	Land Disturbance	Plan	House	County Fees Paid	City Fees Paid	
	Residential	Commercial	Residential	Commmercial	Plumbing	Mechanical	Permits	Sign	Review	Moving		
July	28	0	13	3	34	27	5	0	1	0	\$25,008.00	\$10,453.00
August	29	0	32	3	59	38	3	1	0	0	\$26,566.50	\$24,631.00
September	39	0	10	4	44	44	4	0	0	0	\$37,570.50	\$11,856.50
October												
November												
December												
January												
February												
March												
April												
May												
June												
<b>Total</b>	<b>96</b>	<b>0</b>	<b>55</b>	<b>10</b>	<b>137</b>	<b>109</b>	<b>12</b>	<b>1</b>	<b>1</b>	<b>0</b>	<b>\$89,145.00</b>	<b>\$46,940.50</b>

**Engineering Projects Report    October 8, 2020**

Project	Current Status	Dates
<b>TDOT 127 South Utility Relocation</b>	The Mayor and Director of Engineering met with Paul Degges, Deputy Commissioner of TDOT, and Mr. Degges is checking into releasing the City's funds deposited for utility relocation.	
<b>TDOT 127 North Utility Relocation Section 1</b>	All final utility plans and information have been submitted to TDOT and we are awaiting construction.	Bid Letting December 2020
<b>TDOT 127 North Utility Relocation Section 4 (Fentress Cumberland County Line)</b>	A utility deconfliction meeting was held and the Engineers are correcting the conflicts. The Bid Date has been changed.	Bid Letting May 7 2021
<b>Northwest Connector Phase 3</b>	The bid letting has been changed to December 2020. The deed correction process has started.	Bid Letting December 2020
<b>Northwest Connector Phase 2</b>	The appraisals are finished and the review appraisals are currently in progress. No utility easements will be required.	Bid Letting is not in TDOT's 3 year plan
<b>Downtown Sidewalks</b>	The plans have been submitted to TDOT for review. Many of the comments have been received from the different TDOT Departments and we are on schedule for the bid letting.	Award Bid February 2021
<b>Old Lantana Road, County Seat and Southbend Waterline Replacement</b>	The City has reviewed the plans and the Engineer is revising the plans. A construction start date will be established once the easements are acquired.	
<b>Bridges for Trails at Meadow Park Quail Hollow Court</b>	The Street Department has placed the first section of concrete for the piers. The Exhibit "A" document required for the sale of the property will be updated when the Airport Layout Plan is updated during this year.	
<b>Main Street and Lantana Traffic Signal Replacement</b>	This project is very close to being bid.	
<b>Fourth Street and West Avenue Traffic Signal Replacement</b>	The Engineer is addressing the comments from the TDOT review. A utility coordination meeting is forthcoming. This project has low priorities because the City will not have STP funds to fund construction for three to five years.	
<b>Meadow Park Water Filtration Plant Sewer Project</b>	The Engineer and City Staff are coordinating the TDOT permit for the installation along Lantana Road. The City and the Engineer will start developing easements in the coming months. The Engineer has completed the update to the water facility plan and it has been submitted for review.	Schedule will be forthcoming
<b>Raw Water Study (Meadow Park Lake Expansion)</b>	The gathering of data for the Archeological Study is complete and the Environmental Study initial data gathering is complete.	
<b>Airport Obstruction Removal</b>	City Engineering Staff is working on easements for the tree topping portion of this project.	
<b>Catoosa 127 North Water Tank</b>	The Contractor is submitting shop drawings and should start on the foundations before the end of the year.	
<b>Underwood Street Sidewalk</b>	Acquisition documents have been turned over to the City Attorney so that City Staff can negotiate the acquisitions.	
<b>Tulip Drive Sewer Installation</b>	The plans are complete and the City is awaiting the payment of the fees.	
<b>Airport ALP</b>	The City has received a draft copy of the Exhibit A (Airport property and funding map).	
<b>Meadow Park Water Filtration Master Meters</b>	This bids for this project are on the Council agenda for approval.	
<b>Industrial Blvd and Highway 127 Intersection Waterline Rehab</b>	Community Development Partners are finalizing the application for submission for a CARES grant and they are looking at other grant opportunities.	
<b>Miller Avenue Sewer Force main Replacement</b>	Approximately 4500 feet of line is installed leaving approximately 2200 feet remaining and the road bore which is on the Council agenda as a change order.	
<b>Cook Road Sewer Extension</b>	The Utilities Maintenance Department has not started this project because of other high priority maintenance projects. Construction will be started when their work load permits.	
<b>Deer Creek Sewer</b>	City staff and a member of the HOA are developing a solution.	
<b>Tansi Sewer</b>	The HOA's Engineer has almost completed their sewer plan. The City will start the design of the City's portion when their plans are complete.	
<b>Genesis North Sewer Pump Station</b>	The Contractor is in the process of submitting shop drawings and should be ordering equipment very soon.	
<b>TDOT SR 1 Highway 70 (Sparta Highway) Utility Relocation</b>	The Engineer is developing the utility relocation plan. The Bid Date is tentatively scheduled for spring.	
<b>TDOT SR 24 Highway 70 North Utility Relocation</b>	TDOT is developing the plans and the City has not been notified to start the utility relocation process. This project will have complete road closure.	
<b>TDOT SR 282 Dunbar Culvert Replacements Utility Relocation</b>	TDOT is developing plans to replace two culverts on Dunbar Road with large concrete box culverts. It has been determined that the City will not require relocation before the culverts are replaced but the sewer line will require monitoring will the construction is in progress.	
<b>CoLinx Fire Pump and Tank System</b>	The City started paying for the utilities for the tank and fire system in June. We believe that the fire system will be upgraded by December. When the upgrades have been completed the City will demolish the pump building and contract out the demolition of the tank.	
<b>Private Developments</b>		
<b>Waverley Place and Tree House Plantations Subdivision</b>	(No Change) The Developer is looking at different development options. This development may change in type, shape and name. Water and sewer plans have been submitted to TDEC and the TDEC approval has expired. This development will be removed from this list until it becomes active again.	
<b>Crossroad Village Subdivision Phase 5</b>	This development is complete and the acceptance of Capitol Drive is on the City Council agenda.	
<b>Maple Glen-Dorton Woods Phase 2</b>	All sewer lines and water lines have been installed and tested. Staff has found part of the lines to be shallow and cannot accept the utilities until this is corrected. The road has been paved.	

**CITY OF CROSSVILLE  
DEBT**

	<u>END DATE</u>	<u>INT RATE</u>	<u>9/30/2020 LOAN BALANCE</u>	<u>20-21 PRINCIPAL PAYMENT</u>	<u>20-21 INTEREST PAYMENT</u>	
GENERAL FUND						
E-911	2024	Variable	\$ 254,000	\$ 59,000	\$ 5,000	Variable
Series A Bonds 25 Yrs	2037	3.18%	\$ 3,995,000	\$ 20,000	\$ 122,413	
Series B Bonds 16 Yrs	2028	2.67%	\$ 2,095,000	\$ 220,000	\$ 63,731	
			\$ -			
			<u>\$ 6,344,000</u>	<u>\$ 299,000</u>	<u>\$ 191,144</u>	
Water & Sewer Fund						
23008 TMBF Refund 3 RUD Loans 2014	2034	Variable	\$ 3,006,328	\$ 180,420	\$ 48,072	Variable
23009 SRF 12-116 Downtown Waterline	2035	1.87%	\$ 954,865	\$ 248,328	\$ 25,332	
23010 SRF 2015 I/I (CW1 15-346)	2038	1.61%	\$ 1,481,902	\$ 76,164	\$ 24,840	
23116 SRF 00-020 MPL Plant (water)	2028	1.77%	\$ 1,014,641	\$ 325,344	\$ 22,560	
23118 SRF 2010 - WWTP CWA 2009-225	2028	2.88%	\$ 879,613	\$ 305,268	\$ 46,488	
23119 SRF 2010 WTR Harvesting 2009-087 (Tansi)	2028	2.83%	\$ 987,671	\$ 338,160	\$ 51,000	
23245 2012 Series C Bonds	2032	2.95%	\$ 7,980,000	\$ 145,000	\$ 237,994	
			<u>\$ 16,305,020</u>	<u>\$ 1,618,684</u>	<u>\$ 456,286</u>	
CATOOSA						
23007 TMBF/Refund '05 Bonds	2028	Variable	\$ 2,400,000	\$ 245,000	\$ 50,000	Variable
23008 TMBF Refund 3 RUD Loans 2014	2034	Variable	\$ 1,871,672	\$ 110,580	\$ 35,000	Variable
			<u>\$ 4,271,672</u>	<u>\$ 355,580</u>	<u>\$ 85,000</u>	
			<u><b>\$ 20,576,692</b></u>	<u><b>\$ 1,974,264</b></u>	<u><b>\$ 541,286</b></u>	
			<u>\$ 26,920,692</u>			

The City carries debt for E-911.

Grant Agency	Project	ARRA	Amount			%				Money Spent	Money Received	To Be Received	Budget
			Grant	Local	Total								
<b>AWARDED:</b>													
Dept. of Justice	bulletproof vests	No	\$ 36,781.44	\$ 36,781.44	\$ 73,562.88	50/50		on-going/Federal Funds 100%	\$ 63,732.12	\$ 34,518.78			
THSO Alcohol Saturation/Checkpoint Grant	Alcohol Saturation-2019	No	\$ 25,000.00	\$ -	\$ 25,000.00	100%		\$25,000 Federal Funds					
HIDTA	Drug Task Force Overtime		\$ 18,000.00	\$ -	\$ 18,000.00			\$18,000 Federal Funds					
TDOT-Aeronautics	Airport Maintenance 20-21		\$ 15,000.00	\$ -	\$ -	95/5		100% State Funds					
TDOT-Aeronautics	Airport Layout Plan		\$ 190,000.00	\$ 10,000.00	\$ 200,000.00	95/5		Federal Funds \$180,000/State \$10,000/Local \$10,000	\$ 10,000.00				
TDOT-Aeronautics	Maintenance Hangar Rehab		\$ 209,782.00	\$ 24,682.00	\$ 234,554.00	89/11		Federal Funds \$198,144/State \$11,728/Local \$24,682	\$ 248,978.80	\$ 224,296.80			
TDOT-TAP	Downtown Sidewalks/Lights		\$1,299,651	\$ 324,912.84	\$1,624,564	80%		\$1,299,651 Federal Funds/\$342,912.84 Local					
TDOT-Surface Trans	Northwest Connector 3		\$ 715,799.00	\$ -	\$ 715,799.00			Federal Funds \$715,799	\$ 1,313,415.21	\$ 712,356.17			
TDOT-Surface Trans	Northwest Connector 2		\$ 219,940.00	\$ 54,985.00	\$ 274,925.00	80/20		Federal Funds \$219,940	\$ 7,800.00	\$ 6,240.00			
TNECD	Three Star 19-20		\$40,000	\$ -	\$40,000	100%			\$ 4,042.50	\$ 4,042.50			
Local Government Support	COVID-19		\$284,980	\$ -	\$284,980	0%		100% State Funds		\$ 284,980.00			
CARES Act Part 4 (Airport)	CARES Act (Airport)		\$30,000	\$ -	\$30,000	100%		100% Federal Funds	\$ 30,000.00	\$ 30,000.00			
<b>TOTALS</b>			<b>\$ 3,084,933.80</b>	<b>\$ 451,361.28</b>	<b>\$ 3,521,385.08</b>								



	Grant Agency	Project	ARRA	Amount				Money Spent	Money Received	To Be Received
				Grant	Local	Total				
	<b>AWARDED:</b>									
1	TDOT	Lantana Rd. Utility Reloc	No					\$ 806,354	\$ 805,594.85	\$ 758
2	TDOT	127S Utility Reloc	No					\$ 238,369	\$ 20,437.69	\$ 217,932
3	TDOT	Livingston/Miller	No					\$ 169,950		
7	Rural Development	Catoosa water tank - Hwy. 127N		\$ 160,500.00	\$ 890,000.00	\$ 1,050,500.00			160,500 Federal Funds	
8	CDBG-2020	Sewer Rehab		\$ 525,000.00						
	<b>TOTALS</b>			<b>\$ 685,500.00</b>	<b>\$ 890,000.00</b>	<b>\$ 1,050,500.00</b>				